

THE NATION'S LARGEST FULLY ACCREDITED SCHOOL SYSTEM

THE SCHOOL BOARD OF BROWARD COUNTY, FLORIDA

BOUNDARIES 1995/96

MIRIAM M. OLIPHANT, *CHAIRPERSON*

LOIS WEXLER, *VICE CHAIRPERSON*

KAREN DICKERHOOF

DR. ABRAHAM S. FISCHLER

DR. ROBERT D. PARKS

DR. DON SAMUELS

DIANA WASSERMAN

DR. FRANK R. PETRUZIELO, *SUPERINTENDENT*

Kathleen C. Wright Administration Building

600 Southeast 3rd Avenue, Fort Lauderdale 33301

Equal Opportunity Employer, Using Affirmative Action Guidelines

(Note: All boundaries are for the center of the street unless otherwise indicated)

\$5.00 - To order copies see inside cover

COPIES OF THIS BOUNDARY BOOK MAY BE PURCHASED FOR \$5.00

**Send check or money order,
payable to Broward County School Board, to:**

Property Management & Site Acquisition Department
Attn.: Boundary Books
Broward County School Board
600 Southeast Third Avenue
14th Floor
Fort Lauderdale, Florida 33301

BROWARD COUNTY PUBLIC SCHOOLS CALENDAR 1995-96

| | | |
|-----------------------------|-------------------------------|-------------|
| August 22-25 | Employee Planning (no school) | Tues-Fri |
| August 28 | First Day for Students | Mon |
| September 4 | Holiday | Mon |
| September 25 | Day Off | Mon |
| October 4 | Day Off | Wed |
| October 13 | Employee Planning (no school) | Fri |
| November 3 | Employee Planning (no school) | Fri |
| November 10 | Holiday | Fri |
| November 15 | Issue Report Cards | Tues |
| November 23-24 | Holidays | Thurs & Fri |
| December 21 to January 1 | Winter Break | Thurs-Mon |
| January 15 | Day Off | Mon |
| January 26 | Employee Planning (no school) | Fri |
| February 6 | Issue Report Cards | Mon |
| February 19 | Holiday | Mon |
| April 3-12 | Spring Break | Wed-Fri |
| April 23 | Issue Report Cards | Mon |
| May 27 | Holiday | Mon |
| May 31 | Employee Planning (no school) | Fri |
| June 13 | Last Day for Students | Thurs |
| June 14 | Employee Planning | Fri |
| June 25 | Issue Report Cards | Mon |

SUMMER TERM (1996)

| | | |
|-----------|----------------------------|-----------|
| July 1 | Employee Planning | Mon |
| July 2 | First Day of Summer School | Tues |
| July 4-5 | Days Off | Thurs-Fri |
| July 24 | End 15 Day Summer Term | Wed |
| August 14 | End 30 Day Summer Term | Wed |
| August 15 | Employee Planning | Thurs |

THE BROWARD COUNTY SCHOOL BOARD

Important Phone Numbers


| | |
|---|----------|
| Adult, Vocational and Technical Education | 760-7400 |
| Area Superintendents * | |
| • North Area | 786-7850 |
| • Central Area | 497-1835 |
| • South Area | 797-4700 |
| Centers | 765-6755 |
| Early Childhood | 768-8942 |
| Exceptional Student Education | 767-8544 |
| Multi-Cultural Education | 765-6901 |
| Pupil Placement | 765-6285 |
| Safety Department | 765-6300 |
| School Curriculum | 768-8924 |
| Student Transportation* | |
| • North Area | 960-2700 |
| • Central Area | 928-0267 |
| • Central West Area | 474-2860 |
| • South Area | 985-5290 |

* The administrative areas for the schools are shown on the index pages at the beginning of the sections for elementary, middle and high schools. For other phone numbers, consult the white pages of the phone book under "Schools-Public" or call 765-6000.

ITEMS NEEDED FOR REGISTRATION

- 1) Your child's birth certificate.
- 2) Proof of your home address (rent lease or mortgage deed and a utility bill).
- 3) New residents to the State of Florida will be required to show proof of a physical exam which has been performed in the past twelve months.
- 4) A Florida Immunization Shot Form - Students out of State must bring their immunization record to a county health department or a local doctor and have the information transferred on a Florida form.
- 5) A last report card and/or any tests scores would be helpful.

GENERAL INFORMATION



15. EDUCATION

PUBLIC SCHOOL SYSTEM:

Broward County Public Schools comprise the sixth largest schools district in the nation, and the second largest in Florida. The Southern Association of Colleges and Schools (SACS) has accredited every school and every center in the school district - making Broward's public schools the largest fully accredited school district in the United States. Each school or center meets more than 70 rigorous standards set by SACS.

SCHOOL BOARD'S MISSION AND BELIEFS:

MISSION

We, the School Board of Broward County, Florida, commit ourselves to a philosophy of respect and high expectations for all students (pre kindergarten through adult), teachers, and staff; and, with community participation and partnerships, we will provide the process and support which will give our diverse, multi-cultural student population equal access to a quality education.

BELIEFS

- All students can learn
- All students should be taught how to learn
- We must prepare all students for knowledge-based, technologically rich, and culturally diverse 21st century
- Safe and secure environment is requisite for teaching and learning
- Learning should take place at home, in school, and in the community
- Student achievement is enhanced through partnerships
- All individuals should be treated with respect and dignity
- Schools should reflect participatory management
- Schools should be accountable for improving student achievement

- Staff should be provided with professional development and training
- All decisions should be based on student needs and what is best for students

DEMOGRAPHICS

- 191 schools: 120 elementary; 33 middle; 22 high; 10 centers; 6 adult & vocational technical centers
- Some 207,000 Pre-K - 12 students
- 240,000 adult students
- Serving a Broward population of 1,344,930
- 6th largest district in nation; largest fully accredited

ORGANIZATION

- School Board is an independent governing body with their own taxing power, using a millage rate established annually by the Legislature
- District has a seven member Board with members elected for staggered terms of four years
- Central offices are in downtown Fort Lauderdale
- District is a member of the Council of Great City Schools

ACCOUNTABILITY/PARTNERSHIP

- Focus 2000 is Broward Schools collaborative initiative for school improvement and accountability
- National Coalition for Essential Schools is in 30 schools
- School-based management gives principals/schools responsibility to craft their own budgets and learning strategies

- Outreach services to more than 12,500 Limited English Proficient students from 114 countries, speaking 53 different languages; 500 foreign born students enroll monthly

- 28 schools currently using joint labor/management shared decision-making process

- 18,000 volunteers contributed more than one-half million hours of service

Parent Partnership include:

- PTA, PTO's, District Area and School Advisory Councils, and School Improvement Teams, work on school-based and district-wide issues

- Parents routinely serve on task forces and committees considering important issues

Community Partnerships include:

- The Purple Ribbon Campaign To Prevent Violence and Crime
- The Broward Education Foundation
- Children's Campaign with Child Care Connection and Broward County to get funding for preschool education

Business Partnerships include:

- Partners in Excellence Program has 550 partnerships with 180 schools and 16 district partnerships

- Academy of Tourism and Travel; Academy of Finance

- In-School Student Chamber of Commerce program

- SAGE program in partnership with Citicorp - a program of school improvement and accountability

- Toyota Families for Learning Program helps families learn and progress together

Educational Partnerships include:

- Teacher Education Alliance, a unique program with BCC and FAU that trains

Broward students to become Broward teachers

INSTRUCTION

- Test scores at or above national average
- 32 magnet programs offer students concentrations in specific areas such as science, drama, medical arts
- TECH PREP offers coordinated sequence of academic and technical course leading to a two-year certificate or Associate of Science degree
- More than 145,000 full and part time students enrolled in Vocational and Technology Education programs in middle schools, high schools and centers
- More than 25,000 students benefit from programs and services in Exceptional Student Education, including hundreds of pre-school handicapped children
- Family Resources Centers at selected sites work with the whole family offering a range and continuum of services
- Computer-assisted integrated learning at all grade levels
- School library media centers serve 37,000 students weekly; circulate more than 128,000 books and 17,000 audio visual items each week
- Multicultural infusion curriculum promotes understanding and sensitivity for different ethnicities and minorities
- More than 12,500 Limited English Proficient students form 114 countries speaking 53 different languages, 500 foreign born students enroll monthly
- Instructional Television Center offers more than 200 curriculum-related services; link in the state satellite teleconferencing network
- Unique seven-period opportunities offered in high schools
- Student Enrichment Trust Fund provides cultural enhancement for 120,000 students

- Special programs serve over 47,000 students including those in Dropout Prevention, Migrant Education, Chapter 1, etc.

- Offer state-of-art music education; high-tech musical instruments and electronic equipment available

- An enhanced Middle School Program redirects and focuses resources, curriculum, guidance and extracurricular activities for middle school students

BUSINESS/OPERATIONS

- County's largest business; operation budget of nearly one billion dollars; capital budget more than six hundred million dollars

- Capital Improvement program has:

- built 28 new schools
- replaced 15 older schools
- upgraded/renovated most schools;
- upgraded/improved media centers, science labs, auditoriums
- provided computer networks

- Some 150,000 meals served daily
- 800 buses transport 58,000 students over 60,000 miles twice daily

PERSONNEL

- 19,000 full and part-time employees; instructional staff of 9,000
- One of the highest starting salaries for teachers; average teacher salaries are above state average
- More than half the teachers have advanced degrees
- Aggressively recruit minority employees; named one of top 100 minority employers
- Training programs for teachers--beginning and experienced; training opportunities and programs for staff--all levels; multicultural sensitivity training

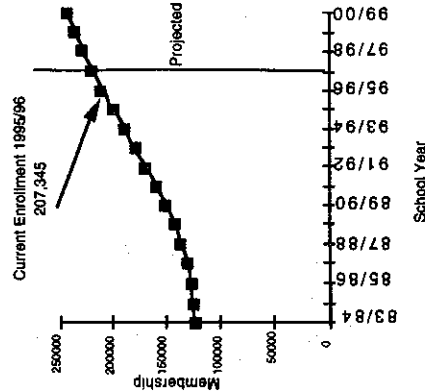
PUBLIC SCHOOL ENROLLMENT

The table on the next page lists the Broward County total public school enrollment for the 1990/91 year through the 1995/96 school year. Over this period, total enrollment increased by 49,594 students. Most of the increase has resulted from growth in the elementary grades--Kindergarten through 5th grade.

The figure on the next page charts the historical growth in total public school membership, 1983-1995, and the projected membership through the year 1999. Growth will continue in the elementary grades over the next five years. Middle school growth is also projected to increase as the baby boomlet ages. A continued increase in the number of high school students is also anticipated.

| Broward County Public School Enrollment 1989-1994 | | | | | |
|---|------------|--------|--------|---------|---------|
| School Year | Elementary | Middle | High | Centers | Total |
| 1990/91 | 84,123 | 34,524 | 39,078 | 2,132 | 160,757 |
| 1991/92 | 89,633 | 36,135 | 41,472 | 2,368 | 169,608 |
| 1992/93 | 94,646 | 39,081 | 43,523 | 2,725 | 179,975 |
| 1993/94 | 99,797 | 41,463 | 45,531 | 2,809 | 189,600 |
| 1994/95 | 103,654 | 44,409 | 47,168 | 3,459 | 198,690 |
| 1995/96 | 107,360 | 46,838 | 49,191 | 3,956 | 207,345 |

Historical & Projected Enrollment Trends 1983-1999



EXCEPTIONAL STUDENT EDUCATION

The Exceptional Student Education program provides comprehensive programs for all handicapped and gifted students. Exceptional Student programs include services to students certified as Educable Mentally Handicapped, Trainable Mentally Handicapped, Profoundly Mentally Handicapped, Specific Learning Disabled, Emotionally Handicapped, Speech and Language Impaired, Autistic, Deaf, hard of Hearing, partially Sighted, Blind, Physically Handicapped, Hospital, Homebound, and Gifted. Ranked among the most comprehensive and progressive in the United States, approximately 24,000 students benefit from these programs

The following initiatives are being implemented in Exceptional Education programs:

- The exceptional student education (ESE) staff and the Family Network on Disabilities jointly publish a calendar with activities and topics of interest for families with exceptional students. The calendar is mailed to all ESE parents.
- Special education and related services are new provided to all handicapped three and four year old children.
- Family counselors, mental health therapists, and psychiatrists provide mental health services to students who have emotional handicaps
- A program for identifying and serving gifted students from under-represented groups is being implemented
- Increasing numbers of medically complex students are being served in public schools with appropriate support services
- Programs options for autistic students have been expanded and incorporate nationally known instructional models

VOCATIONAL, ADULT AND COMMUNITY EDUCATION

Vocational technology education programs cover virtually every career field in Agribusiness and National Resources Education, Business Education, Health Occupations Education, Home Economics Education, Industrial Education, Marketing and Diversified Education, Public

Service Education and Technology Education. These programs, using state-of-the-art equipment, are on the cutting edge, constantly evolving to keep pace with changes in technology. Students who complete Broward's programs enter the workforce with the most up-to-date skills needed to succeed in today's competitive environment.

Over 60 different occupational programs are taught by highly trained instructors providing training for careers that include nursery worker, bookkeeper, nursing assistant, child care aide, bank teller, travel agent, engineer, auto body technician and corrections officer.

Other courses provide updated technical skills to meet industry standards and request. Some examples are Master Cam and Smart Cam software for improved precision machine training Computer Aided Design (CAD) courses, Child Care Services Program, Coder Specialist Program and Instrumental technician for Health Occupations and a skills lab located at Sheridan Vocational Technical Center.

Special programs include the Academy of Finance and the Academy of Travel and Tourism, partnerships between the district, the National Academy Foundation and local business, which are offered rigorous two-year multidisciplinary programs that prepare the students for a career in either finance or travel and tourism; and the Academy of Applied Technology, implemented at Sheridan this year, developed to incorporate both advanced academic and vocational studies into an integrative secondary program.

Many of the vocational programs provide a coordinated sequenced program of academic and technical courses that starts in the ninth grade and leads to the completion of a two-year certificate of Associate of Science Degree program called TECH PREP.

Broward County has received national recognition for numerous innovative programs, such as Ford Automotive Student Services Training Program, the Centers for Electronic Emphasis, an apprenticeship program and Auto Body Technical (ATT) which leads to an Associate of Arts Degree.

Adult Education covers instruction in basic skills (literacy, English as a second language, high school completion, and GED preparation). Community Education provides instruction and services which address unique community needs.

Special Adult and Community Education programs and services are designed to address the unique needs of handicapped adults, minorities, the homeless, Project Independence clients, eligible legalized aliens, parents, inmates in correctional facilities, the elderly and senior learners. Extensive cooperative agreements and partnerships with community-based organizations, business, industry, churches, and governmental agencies exist to insure educational and support services.

More than 145,000 full and part-time students are enrolled in vocational education courses in 30 middle schools, 22 high schools and three full-time centers: Atlantic Vocational Center, William T. McFatter Vocational Technical Center, and Sheridan Vocational Technical Centers. Courses are also offered at 25 community schools and numerous off sites throughout the county, such as hospitals, industry sites and correctional facilities.

As the largest instructional area in Broward schools more than 337,000 residents ranging from birth to the nineties are enrolled in Adult and Community Education programs utilizing 23 community schools maximizing the use of facilities between the hours of 7:00 a.m. and 11:00 p.m. Adult General Education instruction is also available through six comprehensive centers for adults (including the three vocational centers). In addition, instruction is available at off-campus locations throughout Broward County.

STUDENT SERVICES

To meet the challenge of educating students in the modern day urban society, Broward has developed a comprehensive program of student services. The program includes Broward Advisors for Continuing Education, Family Counseling, Guidance and Counseling, Prevention Programs, Psychological Services and School Social Work and Attendance. The departments provide coordination curriculum and support services to school so that they may implement programs which assist students, school staff and families of the students.

Student Services plays an integral part in assessing student academic, psychological and social strengths and weaknesses, communication and learning skills, aptitudes and interests. A comprehensive guidance curriculum helps students with career and post-secondary

educational planning, with social and personal development and building self-esteem. Peer counseling and other prevention programs further assist students in achieving their goals. Through joint funding by the Broward County Commission, Student Services provides family counseling at no cost to families in various school sites throughout the district.

SPECIAL PROGRAMS

The Special Programs Department coordinated programs and services that assist schools with improving the academic achievement of at-risk students. This is done through the development and implementation of various programs designed to meet the special need of students eligible for these programs: Chapter 1 Basic, Chapter 1 Migrant, Indian Education, Community Outreach and Home Instruction Program for Preschool Youngsters (HIPPY).

Chapter 1 Basic:

Using federal funds that flow through state educational agencies, Chapter 1 Basic provided financial assistance to local educational agencies to meet the special academic needs of educationally deprived children in school attendance area with high concentrations of children from low income families, as well as children in selected private schools and institutions for neglected or delinquent youth.

Chapter 1 Migrant:

The Migrant Education program is a federally funded compensatory program that is designed to provide for some of the unmet needs of children who are enrolled in public schools in the district. The students are children of migratory workers and fishermen.

Indian Education:

The Indian Education program helps low-achieving Indian students overcome academic skill deficiencies by providing an after school tutorial programs.

Home Instruction Program For Preschool Youngsters (HIPPY):

HIPPY is an educational program for disadvantaged preschool children and their parents. Through regular contact with a home visitor, parents are provided skills needed to

teach their children at home, using a variety of educational materials.

DROPOUT PREVENTION

The Dropout prevention Program is an organized system of instruction and services designed to address the educational and personal needs of identified students whose school success requires specific support and services. Structured support and services are provided to students living in alternative schools/centers and in specified HRS facilities. These programs include students who are unmotivated or disinterested, teen parents, disruptive or delinquent students and others who need programs that address substance issues.

MAGNET AND OPEN BOUNDARY SCHOOLS

Magnet schools are centered around a specialized curriculum such as music, science, pre-engineering, performing arts, foreign language, or computer/high technology. These schools are designed to attract and motivate students as they encourage voluntary desegregation.

Magnet programs are programs which have a unique course of study and open or extended boundaries. They may be open to all students in the County. Transportation is provided for students residing more than two miles from the school. The current magnet programs include:

High Schools:

Science/Pre- Engineering Program - Ely High School (North/Central Area) Stranahan High School (North/Central Area)

This program is a rigorous four year course of students who plan to continue their education in the fields of Engineering, Science and Technology. Students participate on state, national and international competitions.

International Studies Program - Deerfield Beach High School (North/Central Area), Hallandale High School (South/Central Area)

The four year International Studies program focuses on a study of cultures through language, art, music, economics, and political science. Working in cooperation with Florida International University, students attend speakers series and cultural

events as well as interact with University faculty and students.

Performing Arts-Dillard High School (Countywide)

The Performing Arts Program offers training in dance, voice, instrumental and electronic music and other performing arts areas. Students also take coursework in stagecraft and costume design. Performances in the community implement the students' regular performing schedule

Computer/High Technology - Dillard High School (Countywide)

This program integrates curriculum and technology. Students will explore technological uses of equipment in basic curriculum and in business, drafting, performing arts and other specialized areas.

International Baccalaureate - Boyd Anderson School (Countywide)

This is a two year course of study leading to examinations for Baccalaureate diploma. This program is designed to educate the whole person through a rigorous liberal arts curriculum which includes a community service requirement. The pre-International Baccalaureate program offered in grades 9 and 10 will prepare students for the actual coursework requirements of the International Baccalaureate program.

Communications/Broadcast Arts - Deerfield Beach High School (North/Central Area), Hallandale High School (South/Central Area)

Students enjoy the professional on-campus television and radio studios, remote cameras, video tape recording, video switching and editing equipment, and a comprehensive computer graphics lab to complete academic and extracurricular student projects.

Medical Sciences Program - Stranahan High School (South/Central Area), Ely High School (North/Central Area)

This is a rigorous four year program for selected students who plan to pursue their education the fields of medicine, dentistry, veterinary science, pharmacology, nursing, or allied medical careers. Regular, gifted,

honors, and advanced placement levels are offered in all required academic courses.

Pre-Law and Public Affairs Program - Fort Lauderdale High School (Countywide)

The Pre-law and Public Affairs Magnet Program is designed for students who are interested in careers in law, criminal justice, or public affairs. Students are exposed to a broad range of law related issues, including: due process, privacy rights, freedom of speech, freedom of the press, the death penalty, search and seizure, client/lawyer confidentiality, ethics, the justice system, and the rights and responsibilities of citizenship.

Middle Schools:

Performing Arts - Parkway Middle School (Countywide)

The Parkway Performing Arts Program parallels the Dillard Program. The program encompasses a wide variety of music, art, dance, drama, and technical arts offerings. Highly interested and motivated sixth to eighth grade students are invited to interview for the program.

Computer/High Technology - Parkway Middle School (Countywide)

The use of computers and technologically advanced equipment to aid the learned in the educational process is the focus of this program. Allowing students to progress at their own rate and monitor their progress will attract students with diverse educational needs. The role of the teacher as imparter of knowledge will change to that of coach and facilitator.

Communications/Broadcast Arts - Pompano Beach Middle School (North/Central Area), Rogers Middle School (South/Central Area)

Students explore the areas of TV/radio production, marketing, advertising, and public relations while developing writing, speaking and computer skills.

Pre-Law and Public Affairs (Countywide) - William E. Dandy Middle School

The Pre-Law and Public Affairs Program provides students with realistic experiences and foundations needed in this field. The

student learns to recognize the citizen's role in maintaining a just society based on law and is exposed to a broad range of law related issues.

Pre-Medical (Countywide) - William E. Dandy Middle School

The Pre-Medical program gives students a strong foundation in science and mathematics, coupled with creative extracurricular activities enhancing basic studies. Students explore pre-medical, dental, veterinary and allied medical careers.

Science/Pre-Engineering - Crystal Lake Middle School (North/Central), McNicol Middle School (South/Central Area)

The curriculum focuses on a study of the South Florida environment through extensive field and laboratory experience. Guest speakers, high tech equipment and a specialized curriculum are offered.

International Studies - Crystal Lake Middle School (North/Central Area), McNicol Middle School (South/Central Area)

This program develops an understanding of the world through language, art, music and cultural studies. Spanish and French, as well as Foreign Language Humanities will be offered.

Elementary Schools:

Performing Arts - Walker (Central Area), Bethune (South Area), Deerfield Park (North Area), and North Andrews Gardens (Countywide) Elementary Schools

In addition to the students' basic academic education, training in art, music, drama, and dance is offered. Kindergarten through fifth grade students are eligible for elementary performing arts program.

Science, Mathematics, and Technology - Colbert (South Area), Broward Estates (Central Area), and Charles Drew (North Area) Elementary Schools

Science labs, mathematics labs and computers in the classroom are parts of this exciting hands-on instructional program for elementary students. Science and mathematics specialists introduce students to

the wonders of science and the applications of mathematics, allowing students to explore their environment in the learning process.

Communications & Languages - Sanders Park (North Area)

Students learn French, Japanese or Spanish. Students have a daily study of French, Japanese or Spanish. Written and oral communication skills with the publication of journals and newspapers.

Montessori - Virginia Shuman Young Elementary School (Countywide)

Learning takes place in a carefully prepared, nurturing, multi-age classroom. In this prepared environment children learn from and with each other. Children learn in environments focusing on practical life, sensorial, language, mathematics, geography, history, science and the arts.


Nova Schools:

The nationally recognized Nova Schools - Nova Eisenhower, Nova Blanche Forman, Nova Middle, and Nova High School - offer varying programs. Students throughout the county may apply for admissions to these schools. Parents should contact 765-6179 for information.

ELEMENTARY SCHOOLS

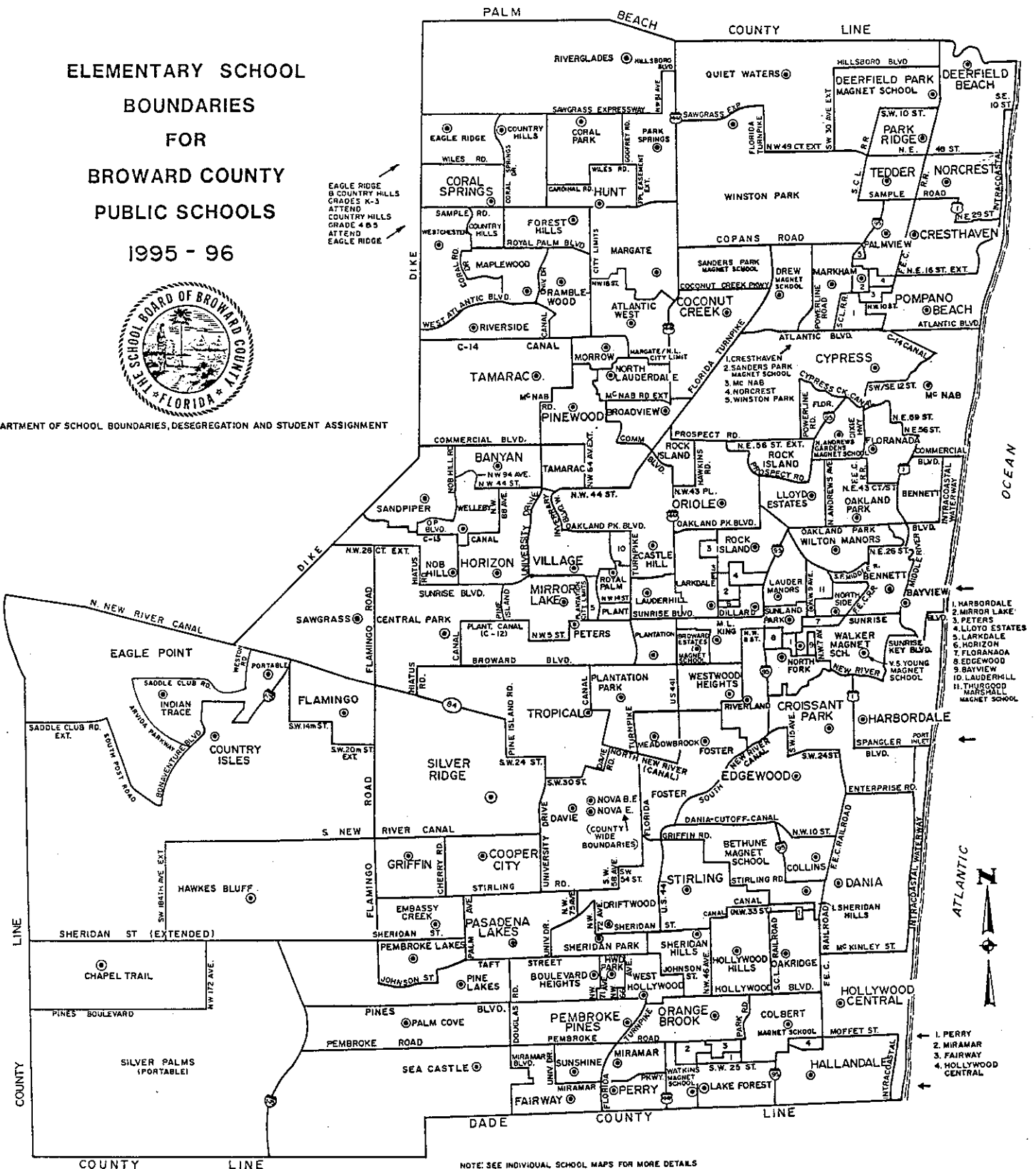
| Category | Item | Score | Weight | Weighted Score |
|-------------------|--|-------|--------|----------------|
| General Knowledge | 1. The capital of France is Paris. | 100% | 10% | 10% |
| | 2. The capital of Germany is Berlin. | 100% | 10% | 10% |
| | 3. The capital of Italy is Rome. | 100% | 10% | 10% |
| | 4. The capital of Spain is Madrid. | 100% | 10% | 10% |
| Mathematics | 5. 2 + 3 = 5. | 100% | 10% | 10% |
| | 6. 4 x 3 = 12. | 100% | 10% | 10% |
| | 7. 10 - 5 = 5. | 100% | 10% | 10% |
| | 8. 6 / 2 = 3. | 100% | 10% | 10% |
| Science | 9. Water is a liquid. | 100% | 10% | 10% |
| | 10. The Earth is a planet. | 100% | 10% | 10% |
| | 11. The Sun is a star. | 100% | 10% | 10% |
| | 12. The Moon is a satellite. | 100% | 10% | 10% |
| History | 13. The first President of the United States was George Washington. | 100% | 10% | 10% |
| | 14. The first President of France was Napoleon Bonaparte. | 100% | 10% | 10% |
| | 15. The first President of Germany was Otto von Bismarck. | 100% | 10% | 10% |
| | 16. The first President of Italy was Giuseppe Garibaldi. | 100% | 10% | 10% |
| Literature | 17. The author of 'Pride and Prejudice' is Jane Austen. | 100% | 10% | 10% |
| | 18. The author of 'War and Peace' is Leo Tolstoy. | 100% | 10% | 10% |
| | 19. The author of 'Anna Karenina' is Leo Tolstoy. | 100% | 10% | 10% |
| | 20. The author of 'Crime and Punishment' is Fyodor Dostoevsky. | 100% | 10% | 10% |
| Art | 21. The Mona Lisa is a painting by Leonardo da Vinci. | 100% | 10% | 10% |
| | 22. The Starry Night is a painting by J.M.W. Turner. | 100% | 10% | 10% |
| | 23. The Great Wall of China is a structure built by the Chinese. | 100% | 10% | 10% |
| | 24. The Eiffel Tower is a structure built by the French. | 100% | 10% | 10% |
| Music | 25. The composer of 'The Four Seasons' is Antonio Vivaldi. | 100% | 10% | 10% |
| | 26. The composer of 'The Nutcracker' is Pyotr Ilyich Tchaikovsky. | 100% | 10% | 10% |
| | 27. The composer of 'The Swan Lake' is Pyotr Ilyich Tchaikovsky. | 100% | 10% | 10% |
| | 28. The composer of 'The Sleeping Beauty' is Pyotr Ilyich Tchaikovsky. | 100% | 10% | 10% |
| Sports | 29. The first Olympic Games were held in Athens, Greece. | 100% | 10% | 10% |
| | 30. The first Olympic Games were held in 1896. | 100% | 10% | 10% |
| | 31. The first Olympic Games were held in the summer. | 100% | 10% | 10% |
| | 32. The first Olympic Games were held in the modern era. | 100% | 10% | 10% |

ELEMENTARY SCHOOL
BOUNDARIES
FOR
BROWARD COUNTY
PUBLIC SCHOOLS
1995 - 96



DEPARTMENT OF SCHOOL BOUNDARIES, DESEGREGATION AND STUDENT ASSIGNMENT


EAGLE RIDGE
8 COUNTRY HILLS
GRADES K-3
ATTEND
COUNTRY HILLS
GRADE 4-5
ATTEND
EAGLE RIDGE



[illegible]

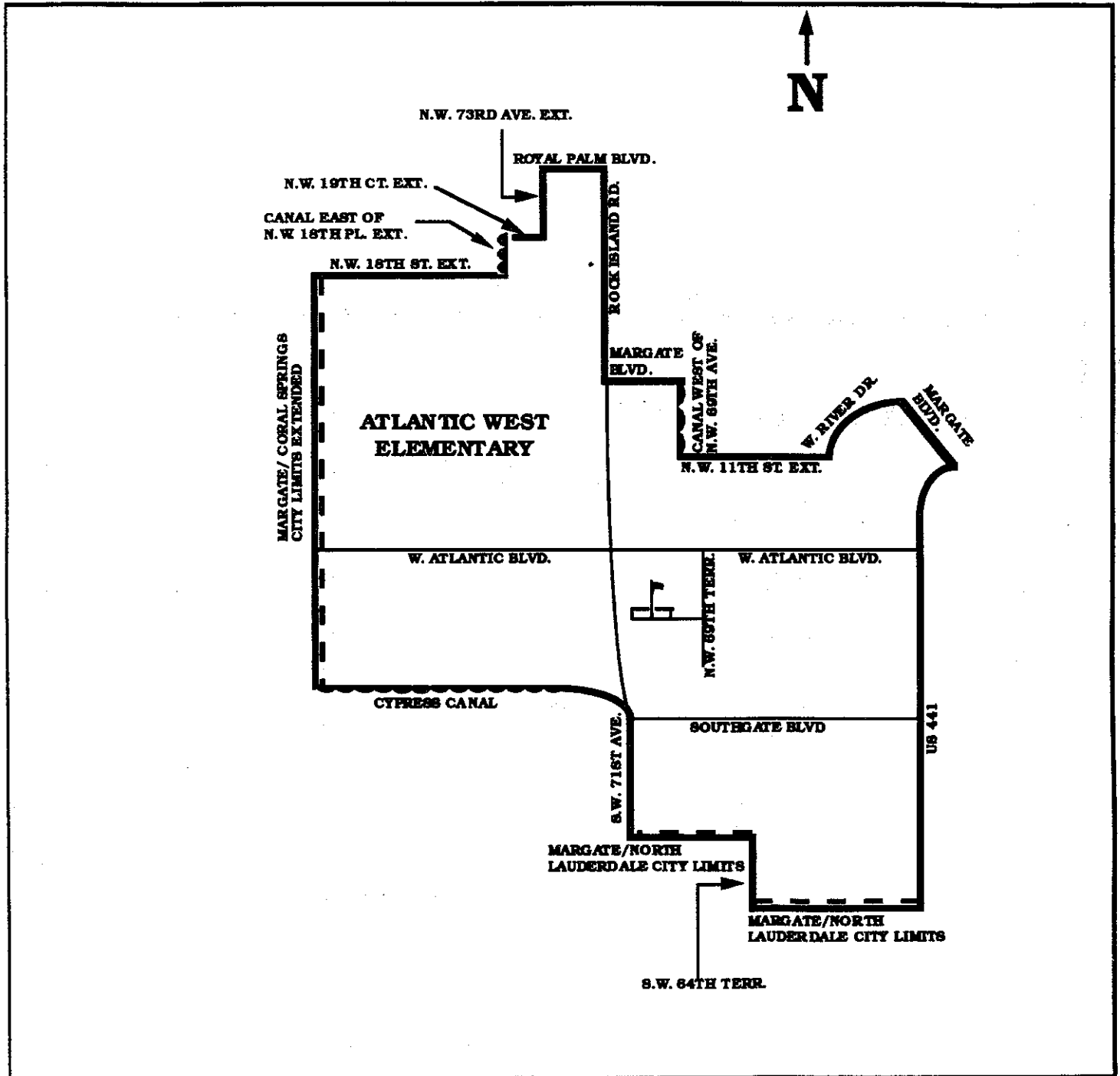
ELEMENTARY SCHOOLS

| | | | |
|-------------------------|----|---------------------------|-----|
| ATLANTIC WEST (N)..... | 1 | MIRAMAR (S)..... | 61 |
| BANYAN (C)..... | 2 | MIRROR LAKE (C)..... | 62 |
| BAYVIEW (C)..... | 3 | MORROW (N)..... | 63 |
| BENNETT (C)..... | 4 | NOB HILL (C)..... | 64 |
| BETHUNE (S)..... | 5 | NORCREST (N)..... | 65 |
| BOULEVARD HEIGHTS (S).. | 6 | N. ANDREWS GARDENS (N) | 66 |
| BROADVIEW (N)..... | 7 | NORTH FORK (C)..... | 67 |
| BROWARD ESTATES (C).... | 8 | NORTH LAUDERDALE (C)... | 68 |
| CASTLE HILL (C)..... | 9 | NORTH SIDE (C)..... | 69 |
| CENTRAL PARK (C)..... | 10 | NOVA BLANCHE F. (S)..... | 70 |
| CHAPEL TRAIL (S)..... | 11 | NOVA EISENHOWER (S)..... | 71 |
| COCONUT CREEK (C)..... | 12 | OAKLAND PARK (N)..... | 72 |
| COLBERT (S)..... | 13 | OAKRIDGE (S)..... | 73 |
| COLLINS (S)..... | 14 | ORANGE-BROOK (S)..... | 74 |
| COOPER CITY (S)..... | 15 | ORIOLE (C)..... | 75 |
| CORAL PARK (C)..... | 16 | PALM COVE (S)..... | 76 |
| CORAL SPRINGS (N)..... | 17 | PALMVIEW (N)..... | 77 |
| COUNTRY HILLS (N)..... | 18 | PARK RIDGE (N)..... | 78 |
| COUNTRY ISLES (S)..... | 19 | PARK SPRINGS (N)..... | 79 |
| CRESTHAVEN (N)..... | 20 | PASADENA LAKES (S)..... | 80 |
| CROISSANT PARK (C)..... | 21 | PEMBROKE LAKES (S)..... | 81 |
| CYPRESS (N)..... | 22 | PEMBROKE PINES (S)..... | 82 |
| DANIA (S)..... | 23 | PERRY (S)..... | 83 |
| DAVIE (S)..... | 24 | PETERS (C)..... | 84 |
| DEERFIELD BEACH (N).... | 25 | PINES LAKES (S)..... | 85 |
| DEERFIELD PARK (N)..... | 26 | PINEWOOD (N)..... | 86 |
| DILLARD (C)..... | 27 | PLANTATION (C)..... | 87 |
| DREW, CHARLES (N)..... | 28 | PLANTATION PARK (C)..... | 88 |
| DRIFTWOOD (S)..... | 29 | POMPANO BEACH (N)..... | 89 |
| EAGLE POINT (S)..... | 30 | QUIET WATERS (N)..... | 90 |
| EAGLE RIDGE (N)..... | 31 | RAMBLEWOOD (N)..... | 91 |
| EDGEWOOD (C)..... | 32 | RIVERGLADES (N)..... | 92 |
| EMBASSY CREEK (S)..... | 33 | RIVERLAND (C)..... | 93 |
| FAIRWAY (S)..... | 34 | RIVERSIDE (N)..... | 94 |
| FLAMINGO (S)..... | 35 | ROCK ISLAND (C)..... | 95 |
| FLORANADA (N)..... | 36 | ROYAL PALM (C)..... | 96 |
| FOREST HILLS (N)..... | 37 | SANDERS PARK (N)..... | 97 |
| FOSTER (C)..... | 38 | SANDPIPER (C)..... | 98 |
| GRIFFIN (S)..... | 39 | SAWGRASS (C)..... | 99 |
| HALLANDALE (S)..... | 40 | SEA CASTLE (S)..... | 100 |
| HARBORDALE (C)..... | 41 | SHERIDAN HILLS (S)..... | 101 |
| HAWKES BLUFF (S)..... | 42 | SHERIDAN PARK (S)..... | 102 |
| HOLLYWOOD CENT. (S).... | 43 | SILVER PALMS (S)..... | 103 |
| HOLLYWOOD HILLS (S).... | 44 | SILVER RIDGE (S)..... | 104 |
| HOLLYWOOD PARK (S).... | 45 | STIRLING (S)..... | 105 |
| HORIZON (C)..... | 46 | SUNLAND PARK (C)..... | 106 |
| HUNT (N)..... | 47 | SUNSHINE (S)..... | 107 |
| INDIAN TRACE (S)..... | 48 | TAMARAC (N)..... | 108 |
| KING, M. L. (C)..... | 49 | TEDDER (N)..... | 109 |
| LAKE FOREST (S)..... | 50 | TROPICAL (C)..... | 110 |
| LARKDALE (C)..... | 51 | VILLAGE (C)..... | 111 |
| LAUDERDALE MANORS (C) | 52 | WALKER (C)..... | 112 |
| LAUDERHILL P.T. (C).... | 53 | WATKINS (S)..... | 113 |
| LLOYD ESTATES (N)..... | 54 | WELLEBY (C)..... | 114 |
| MAPLEWOOD (N)..... | 55 | WEST HOLLYWOOD (S)..... | 115 |
| MARGATE (N)..... | 56 | WESTCHESTER (N)..... | 116 |
| MARKHAM (N)..... | 57 | WESTWOOD HEIGHTS (C)... | 117 |
| MARSHALL, T. (C)..... | 58 | WILTON MANORS (C)..... | 118 |
| McNAB (N)..... | 59 | WINSTON PARK (N)..... | 119 |
| MEADOWBROOK (C)..... | 60 | YOUNG, VIRGINIA S (C).... | 120 |



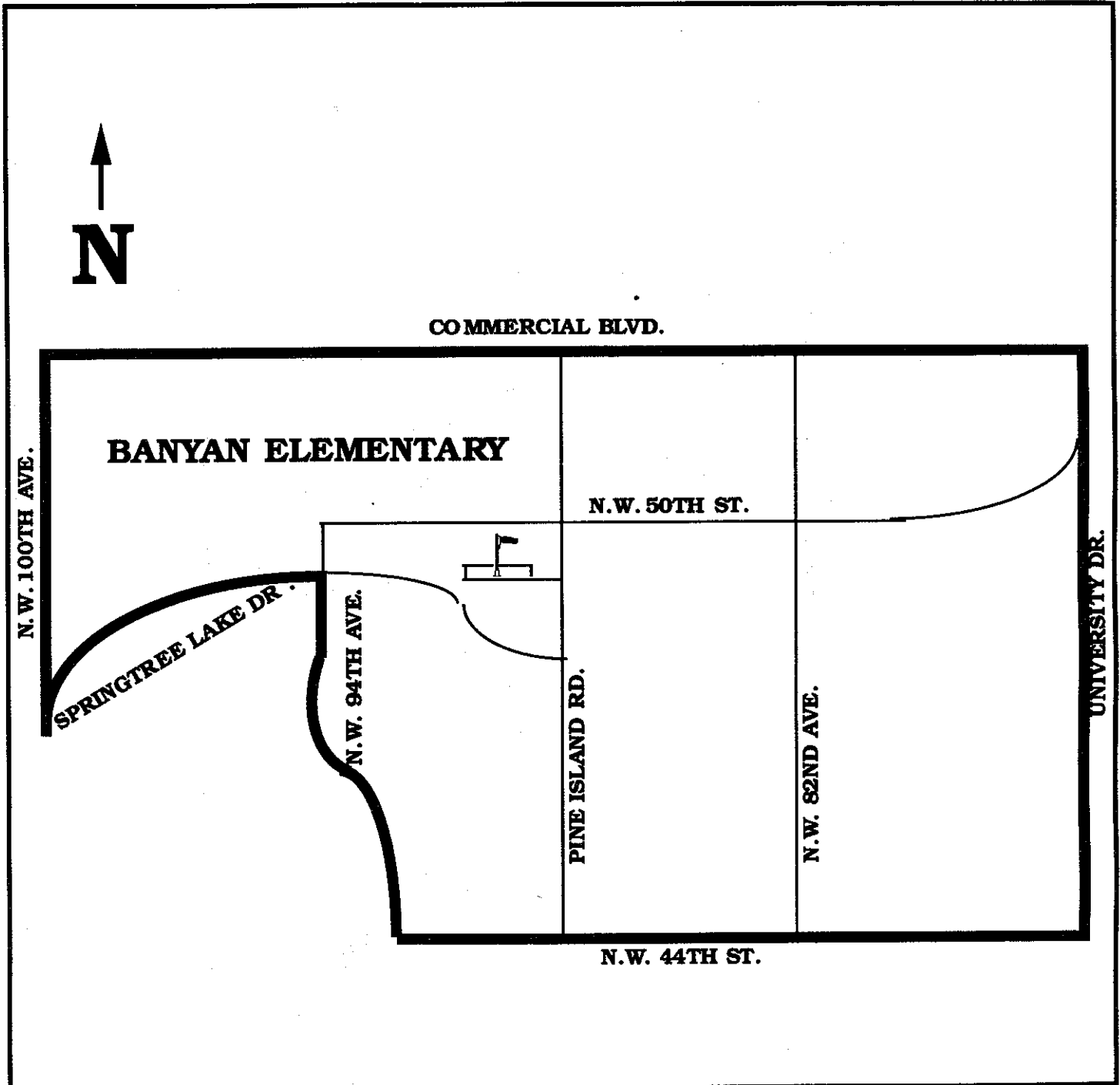
ATLANTIC WEST ELEMENTARY
301 NW 69 TERRACE
MARGATE, FLORIDA 33063
977-2180

Boundaries in this book are for the 1995/96 school year only. The boundaries are established annually by the School Board. For current information on boundaries, please contact Pupil Placement at 765-6285.



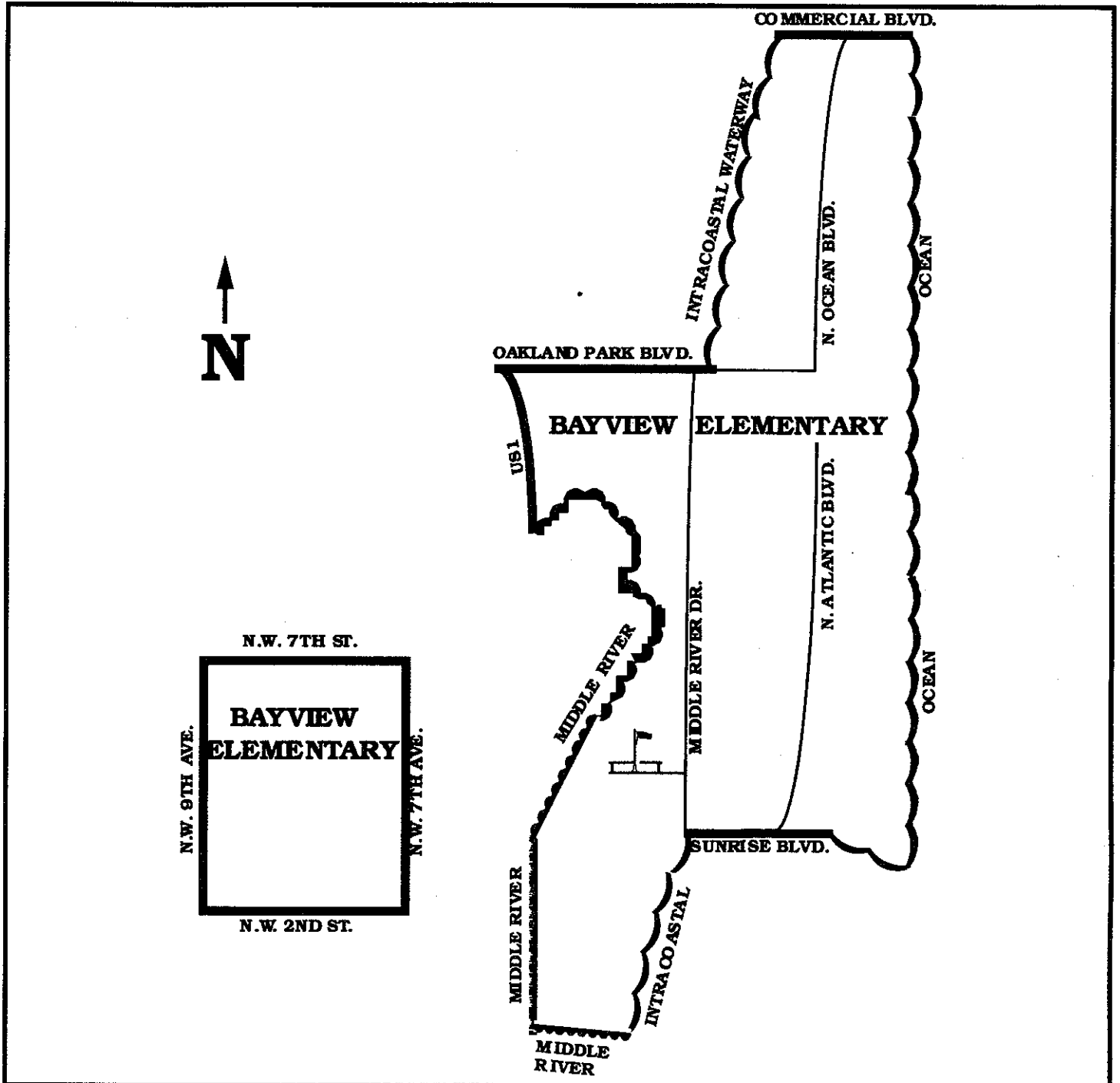
BANYAN ELEMENTARY
8800 NW 50 STREET
SUNRISE, FLORIDA 33321
572-1220

Boundaries in this book are for the 1995/96 school year only. The boundaries are established annually by the School Board. For current information on boundaries, please contact Pupil Placement at 765-6285.



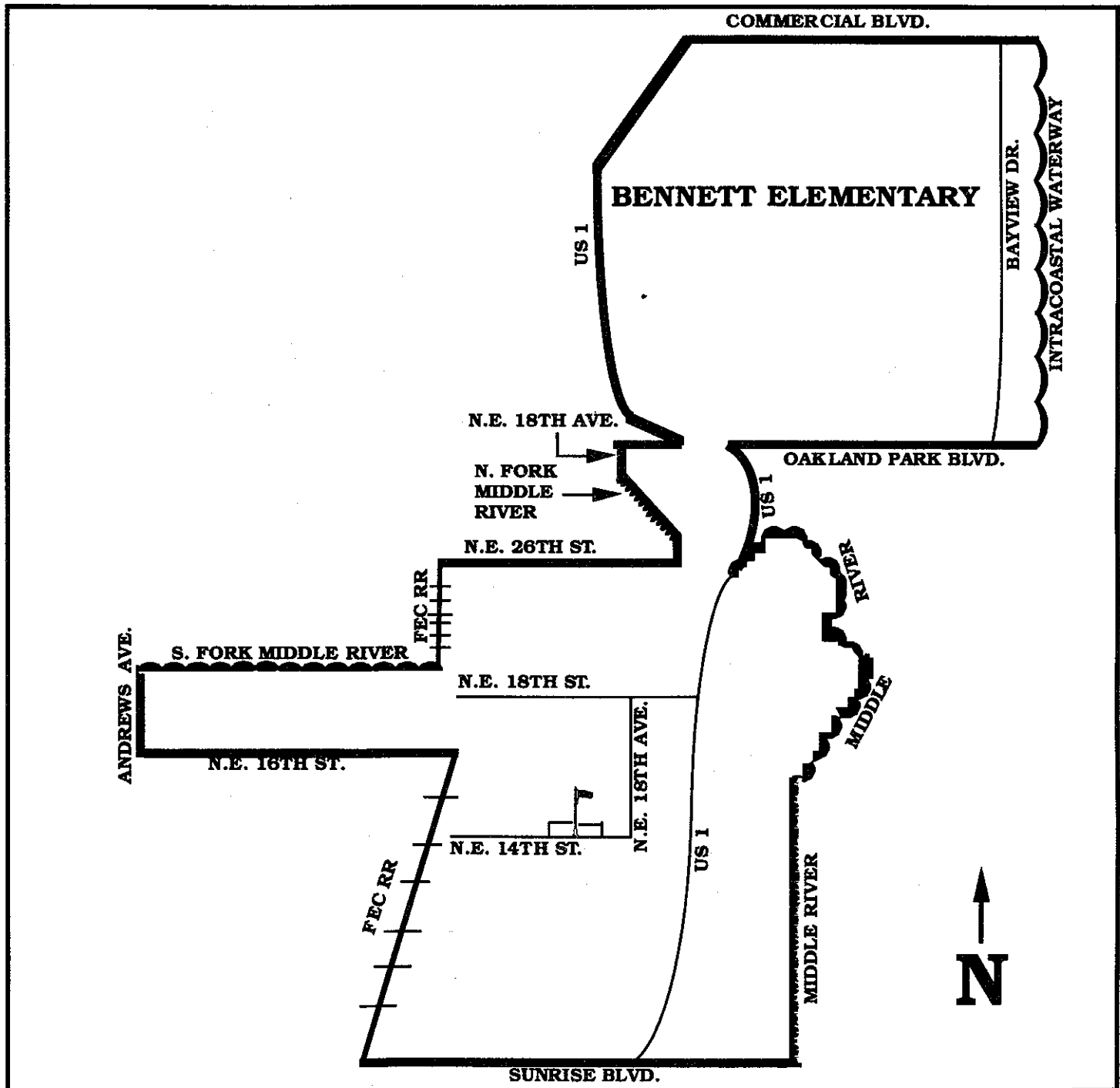
BAYVIEW ELEMENTARY
1175 MIDDLE RIVER DRIVE
FORT LAUDERDALE, FLORIDA 33304
390-0730

Boundaries in this book are for the 1995/96 school year only. The boundaries are established annually by the School Board. For current information on boundaries, please contact Pupil Placement at 765-6285.



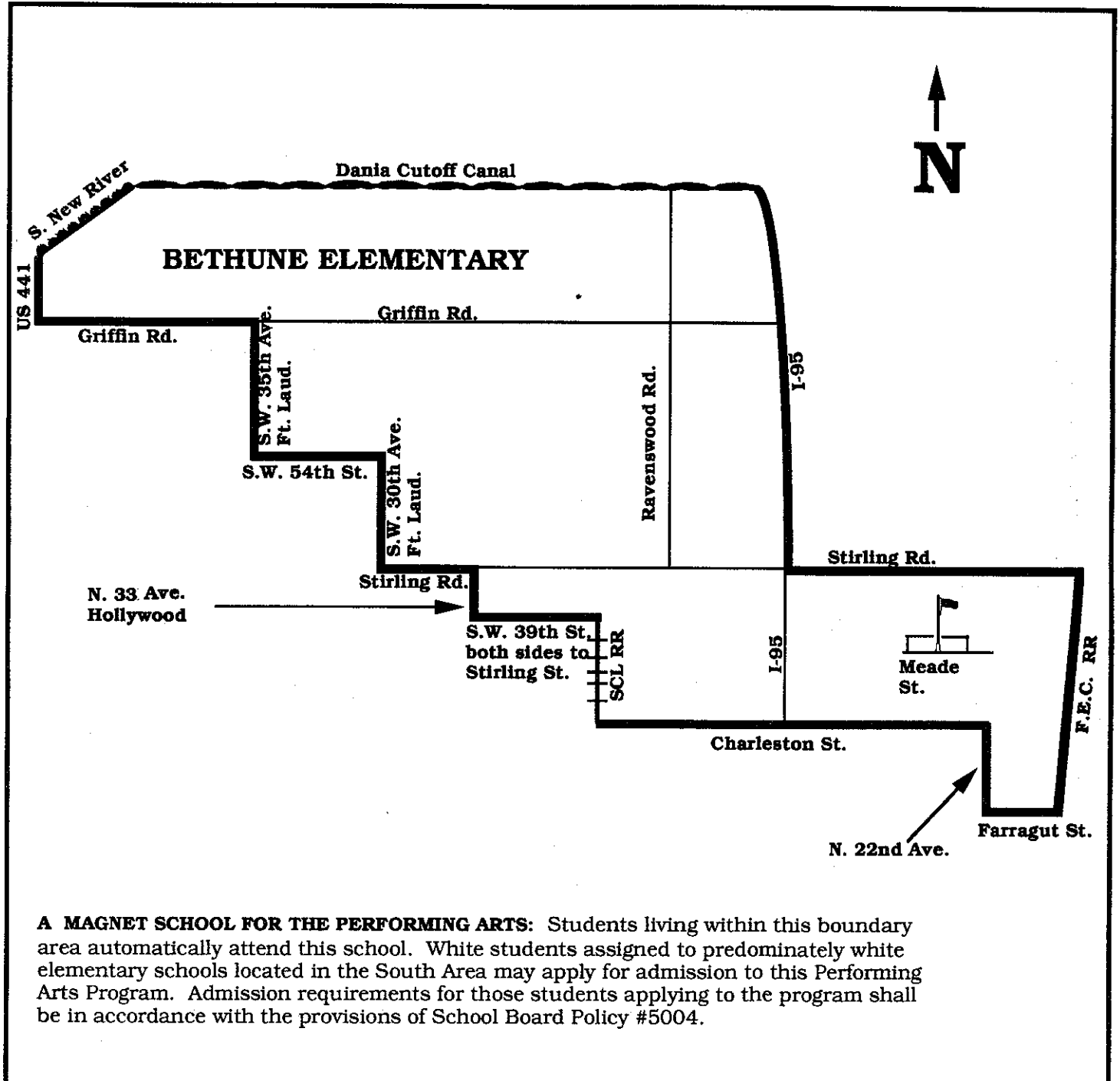
BENNETT ELEMENTARY
1755 NE 14 STREET
FORT LAUDERDALE, FLORIDA 33304
390-0710

Boundaries in this book are for the 1995/96 school year only. The boundaries are established annually by the School Board. For current information on boundaries, please contact Pupil Placement at 765-6285.



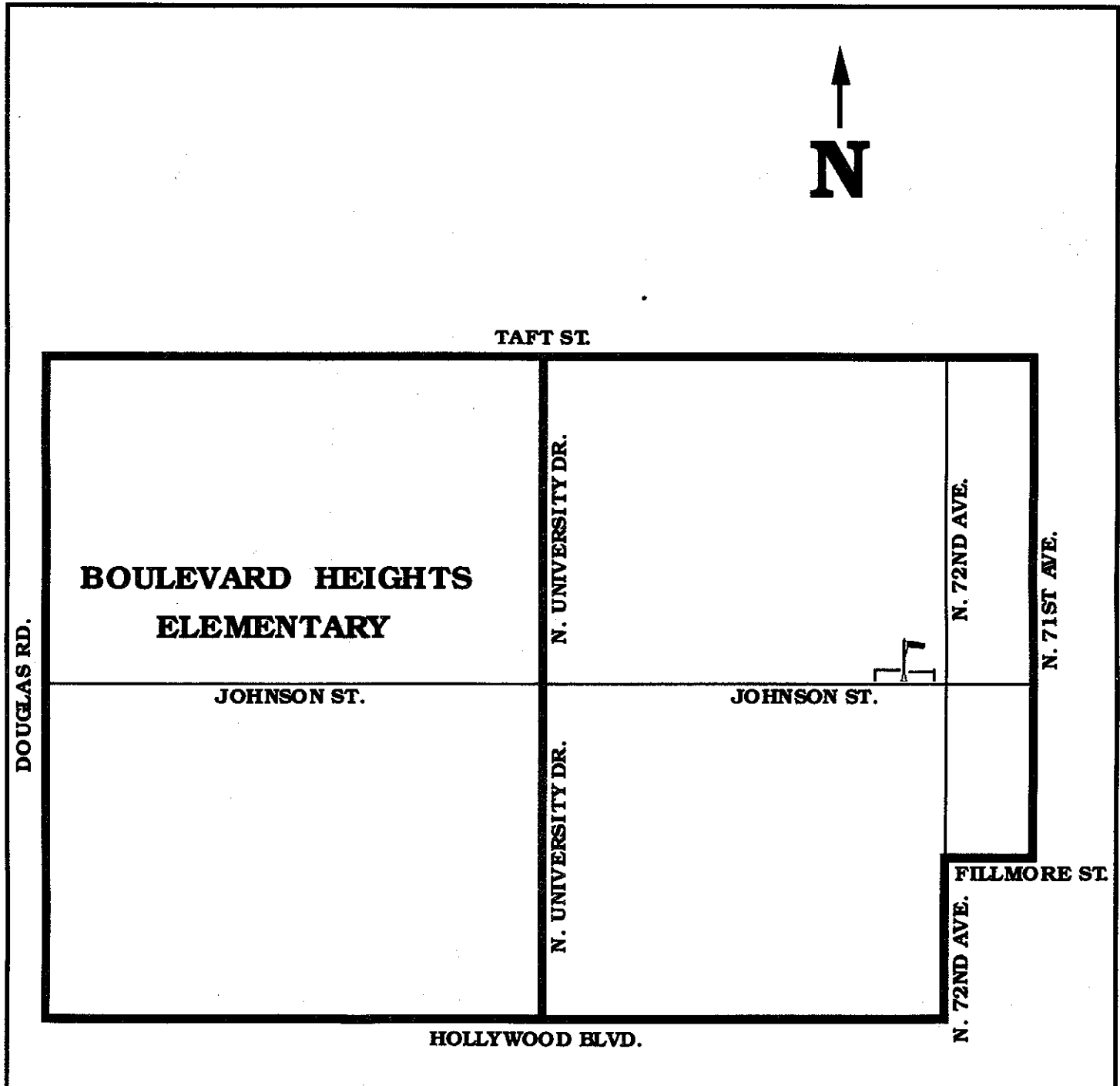
BETHUNE ELEMENTARY
 2400 MEADE STREET
 HOLLYWOOD, FLORIDA 33020
 926-0860

Boundaries in this book are for the 1995/96 school year only. The boundaries are established annually by the School Board. For current information on boundaries, please contact Pupil Placement at 765-6285.



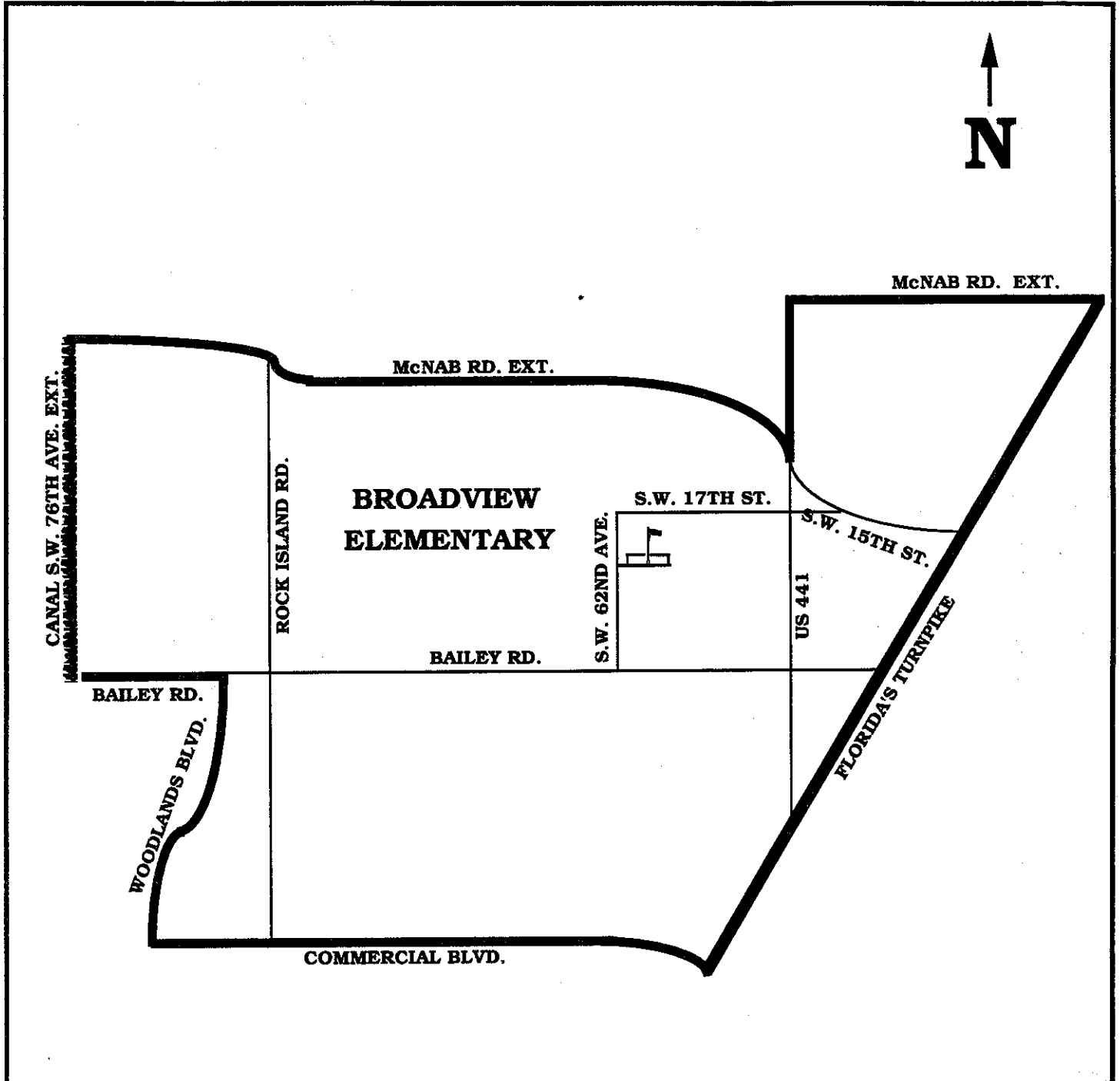
BOULEVARD HEIGHTS ELEMENTARY
7201 JOHNSON STREET
HOLLYWOOD, FLORIDA 33024
985-2820

Boundaries in this book are for the 1995/96 school year only. The boundaries are established annually by the School Board. For current information on boundaries, please contact Pupil Placement at 765-6285.



BROADVIEW ELEMENTARY
1800 SW 62 AVENUE
POMPANO BEACH, FLORIDA 33068
977-3300

Boundaries in this book are for the 1995/96 school year only. The boundaries are established annually by the School Board. For current information on boundaries, please contact Pupil Placement at 765-6285.



BROWARD ESTATES ELEMENTARY
441 NW 35 AVENUE
FORT LAUDERDALE, FLORIDA 33311
797-4540

Boundaries in this book are for the 1995/96 school year only. The boundaries are established annually by the School Board. For current information on boundaries, please contact Pupil Placement at 765-6285.



A MAGNET PROGRAM FOR SCIENCE, MATHEMATICS & TECHNOLOGY: Students living within the boundary area automatically attend this school. White students assigned to predominately white elementary schools, located in the Central Area may apply for admission to the Science, Mathematics & Technology Program. Admission requirements for those students applying to the program shall be in accordance with the provisions of School Board Policy #5004.

NW 8th Street

US 441

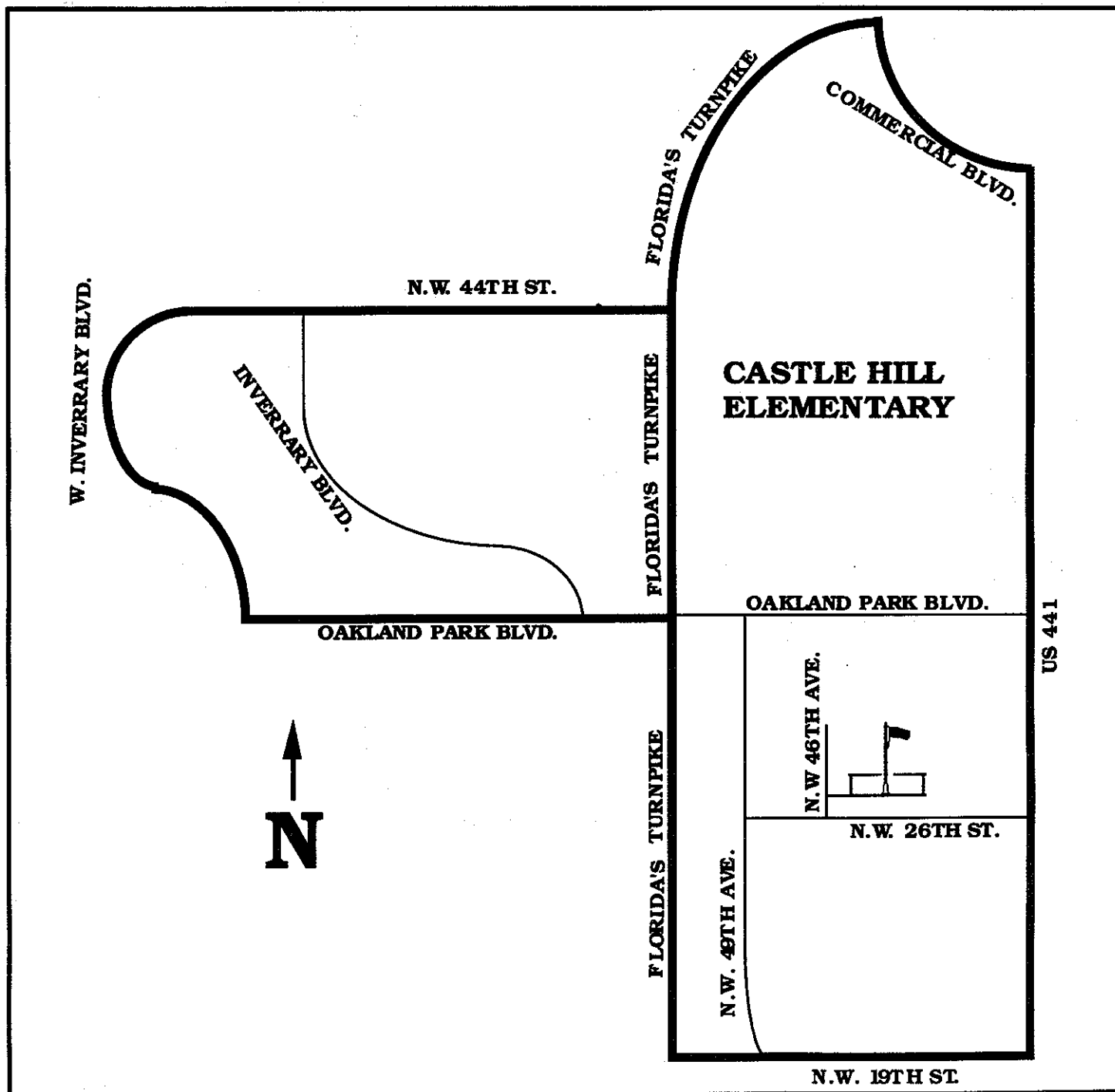
**BROWARD ESTATES
ELEMENTARY**

NW 33rd Avenue

BROWARD BLVD.

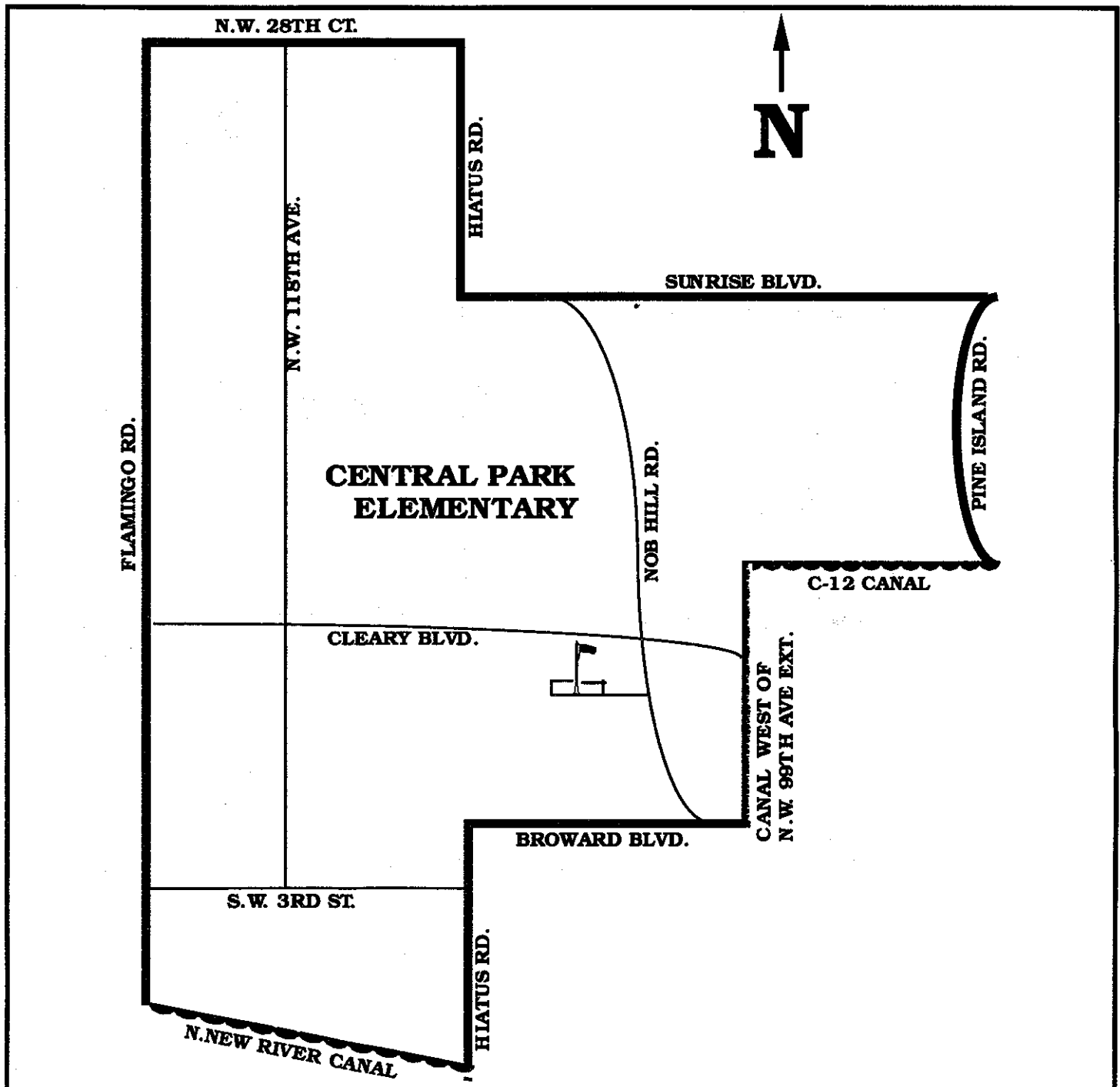
CASTLE HILL ELEMENTARY
2640 NW 46 AVENUE
LAUDERHILL, FLORIDA 33313
497-3860

Boundaries in this book are for the 1995/96 school year only. The boundaries are established annually by the School Board. For current information on boundaries, please contact Pupil Placement at 765-6285.



CENTRAL PARK ELEMENTARY
777 N. NOB HILL ROAD
PLANTATION, FLORIDA 33322
474-8220

Boundaries in this book are for the 1995/96 school year only. The boundaries are established annually by the School Board. For current information on boundaries, please contact Pupil Placement at 765-6285.



CHAPEL TRAIL ELEMENTARY
19595 TAFT STREET
PEMBROKE PINES, FLORIDA 33029
450-5000

Boundaries in this book are for the 1995/96 school year only. The boundaries are established annually by the School Board. For current information on boundaries, please contact Pupil Placement at 765-6285.

Students residing on both sides of
US 441 from Sheridan Street
extended south to the Dade County
Line attend Chapel Trail Elementary.

SHERIDAN STREET EXT.

COLLIER COUNTY LINE

CHAPEL TRAIL ELEMENTARY

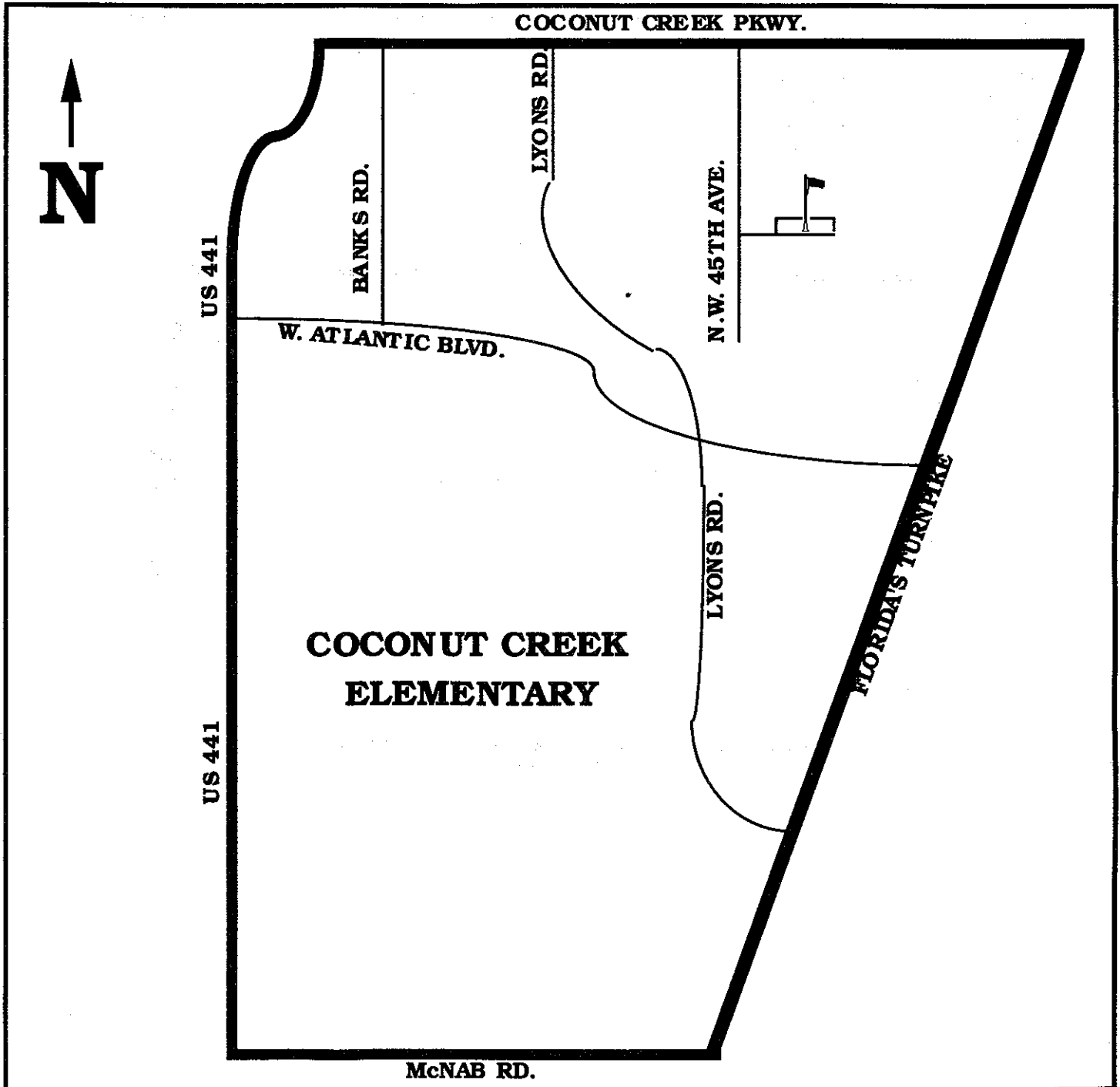
NW 172ND AVENUE

PINES BOULEVARD EXT.



COCONUT CREEK ELEMENTARY
500 NW 45 AVENUE
COCONUT CREEK, FLORIDA 33066
977-2220

Boundaries in this book are for the 1995/96 school year only. The boundaries are established annually by the School Board. For current information on boundaries, please contact Pupil Placement at 765-6285.



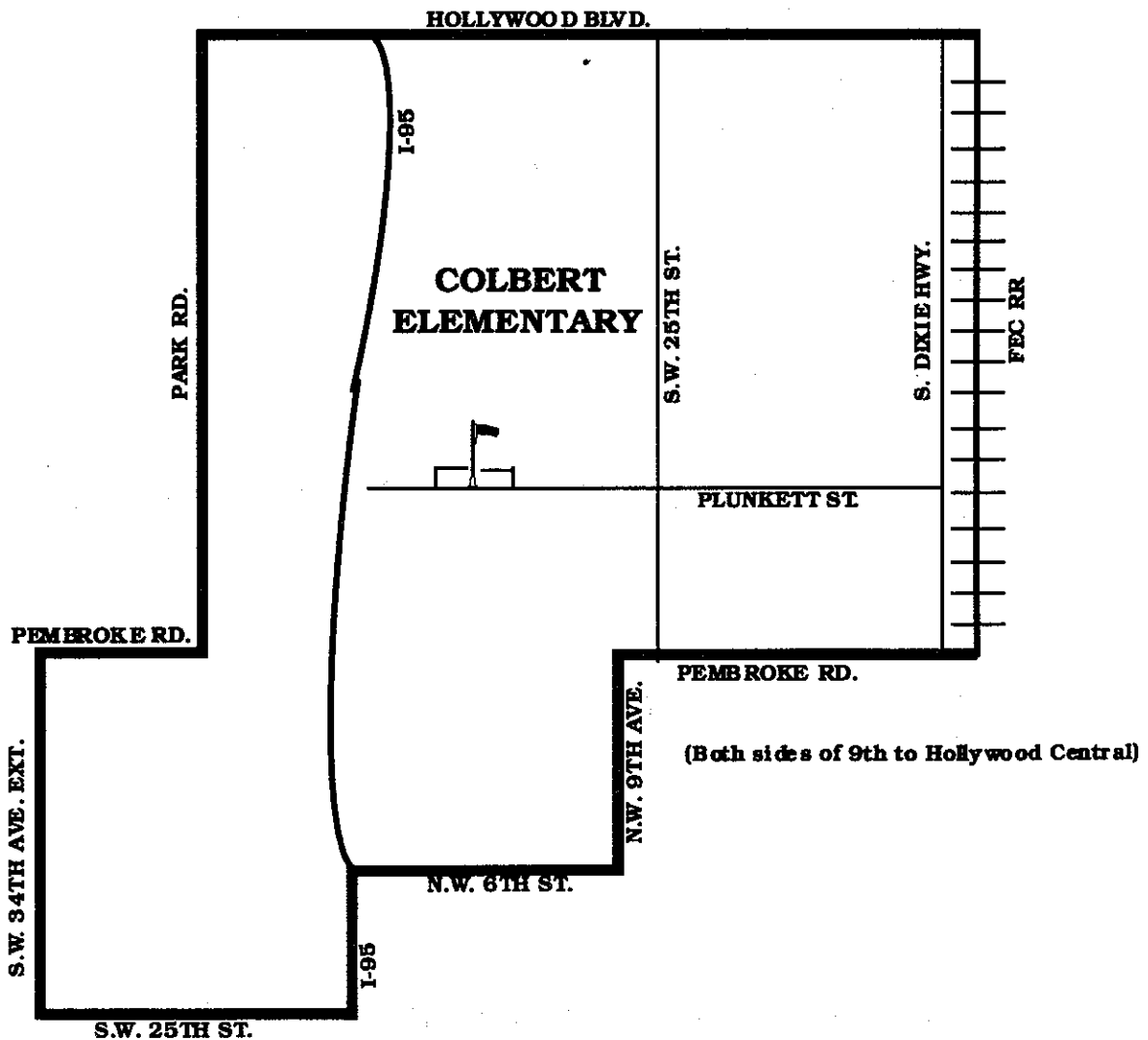
COLBERT ELEMENTARY
2701 PLUNKETT STREET
HOLLYWOOD, FLORIDA 33020
926-0870

Boundaries in this book are for the 1995/96 school year only. The boundaries are established annually by the School Board. For current information on boundaries, please contact Pupil Placement at 765-6285.



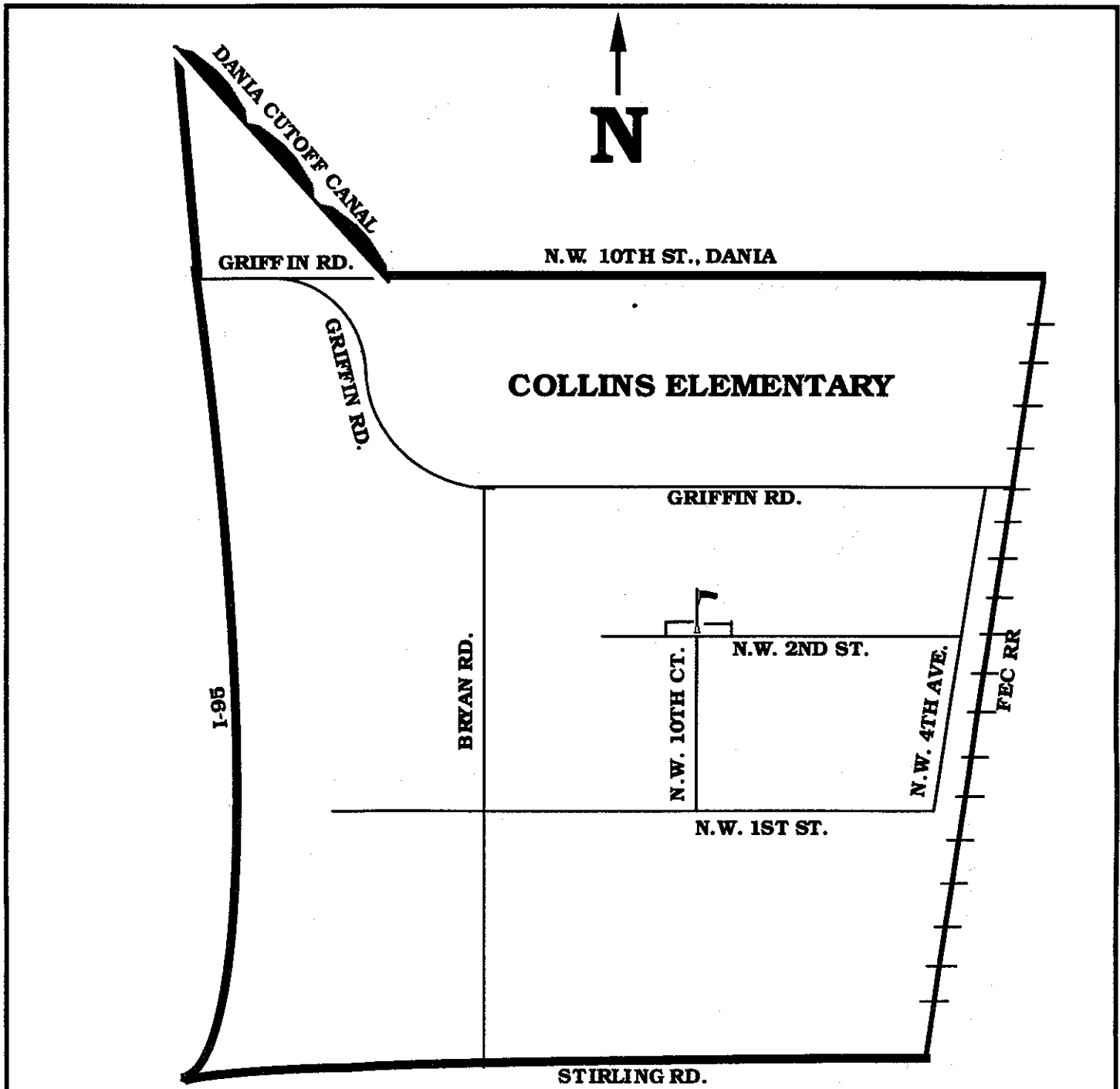
A MAGNET PROGRAM FOR SCIENCE, MATHEMATICS & TECHNOLOGY:

Students living within the boundary area automatically attend this school. White students assigned to predominately white elementary schools, located in the South area, may apply for admission to the Science, Mathematics & Technology Program. Admission requirements for those students applying to the program shall be in accordance with the provision of School Board Policy #5004.



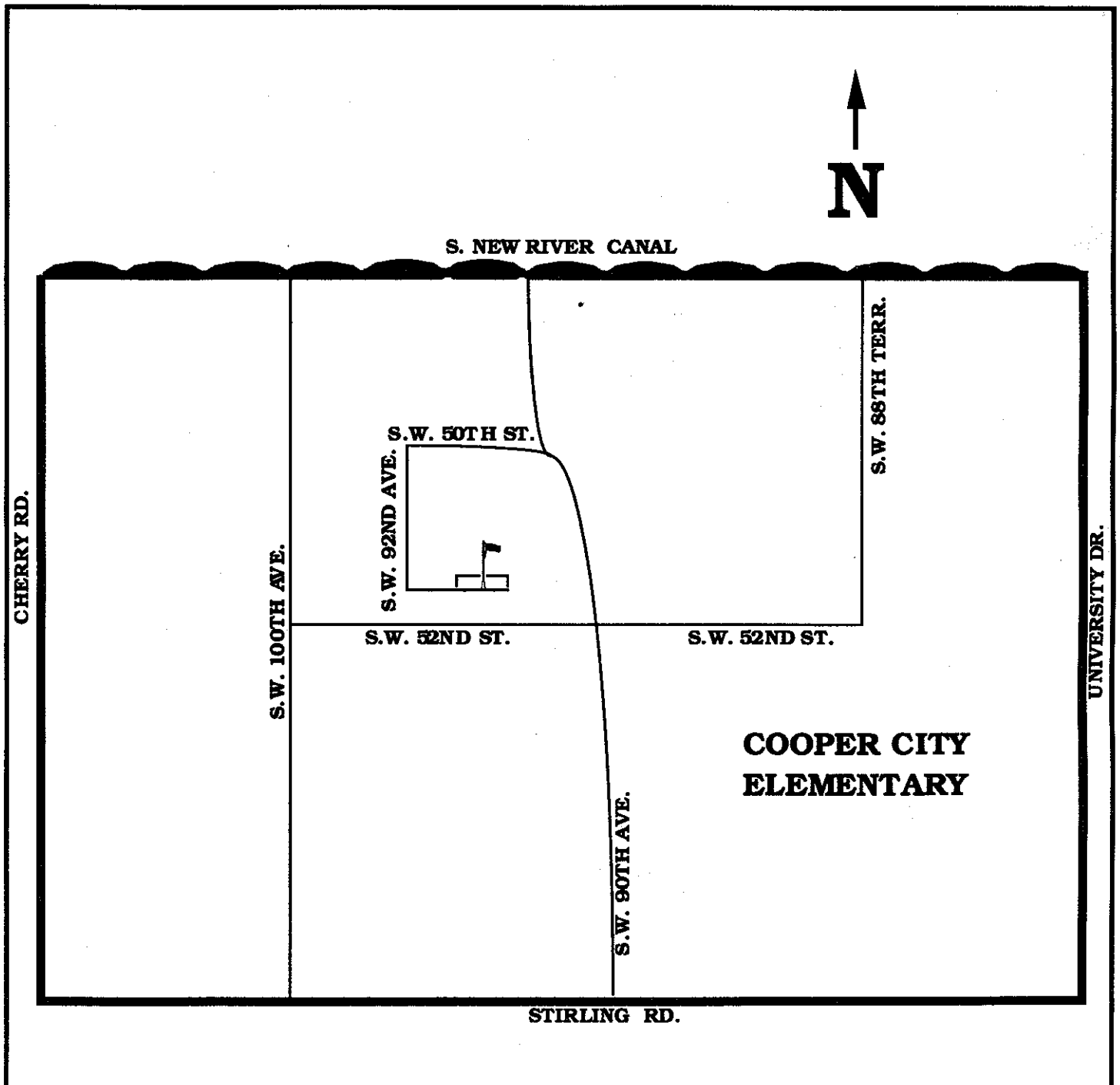
COLLINS ELEMENTARY
1050 NW 2 STREET
DANIA, FLORIDA 33004
926-0880

Boundaries in this book are for the 1995/96 school year only. The boundaries are established annually by the School Board. For current information on boundaries, please contact Pupil Placement at 765-6285.



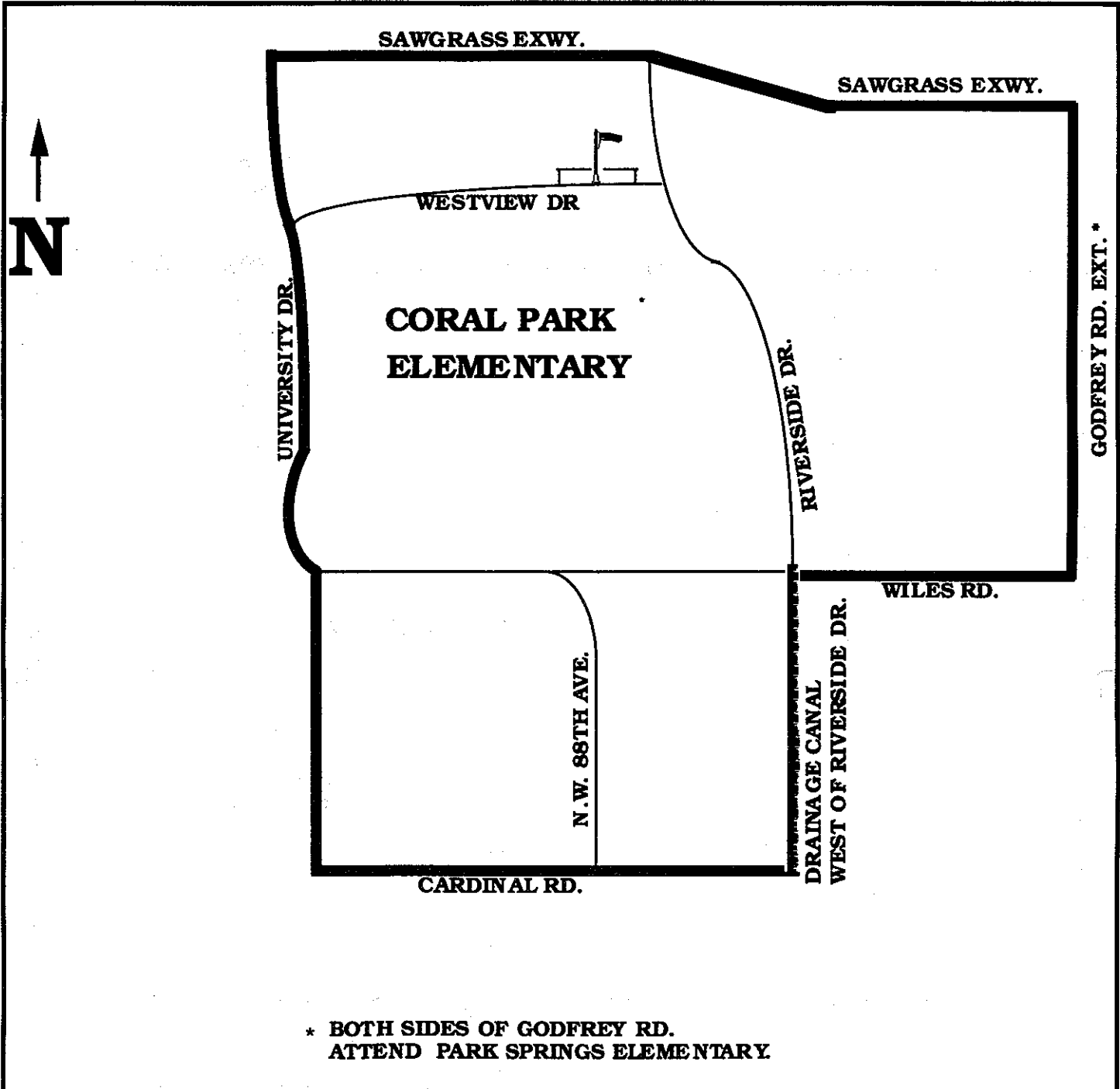
COOPER CITY ELEMENTARY
5080 SW 92 AVE
COOPER CITY, FLORIDA 33328
680-1150

Boundaries in this book are for the 1995/96 school year only. The boundaries are established annually by the School Board. For current information on boundaries, please contact Pupil Placement at 765-6285.



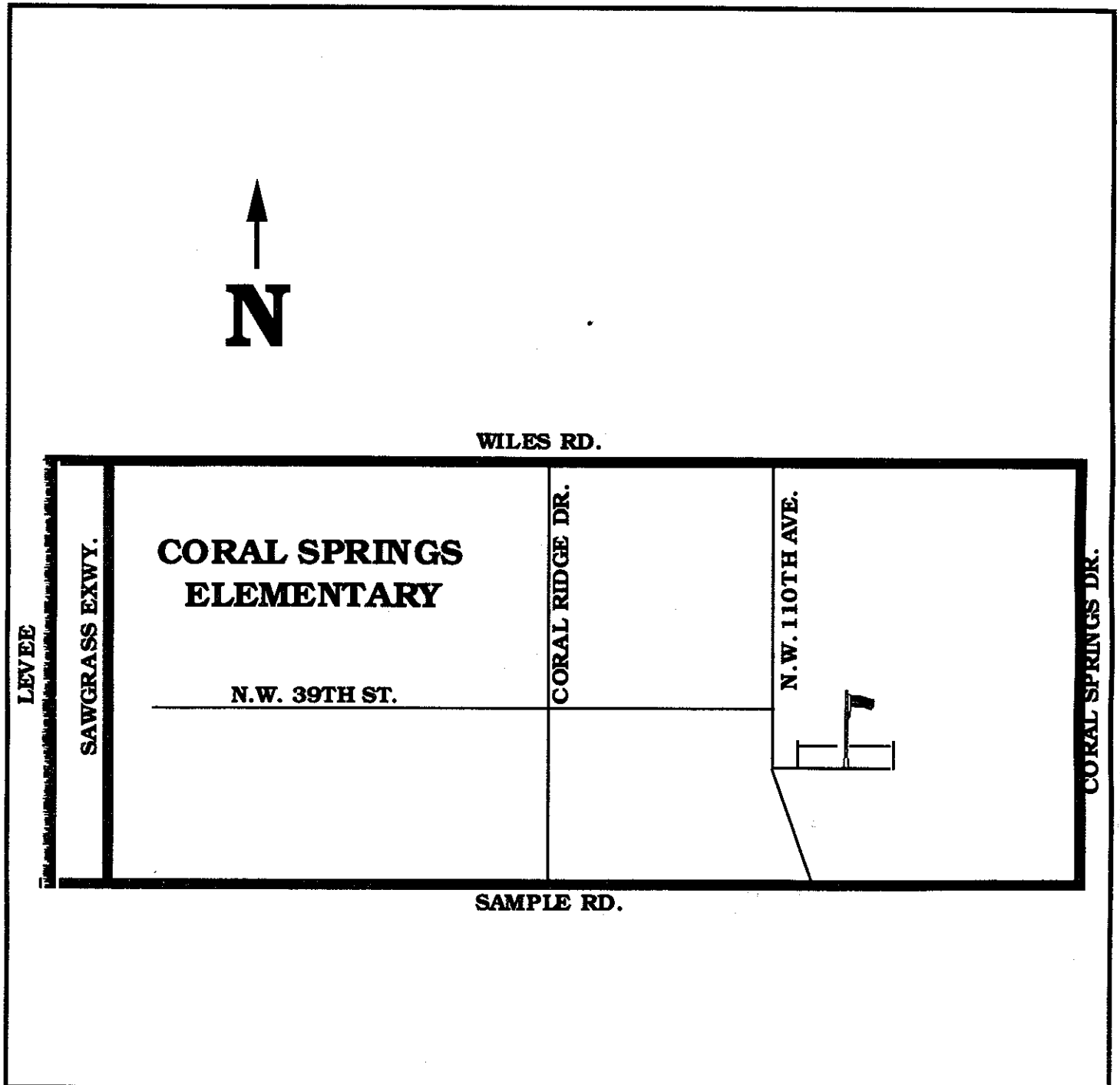
CORAL PARK ELEMENTARY
8401 WESTVIEW DR
CORAL SPRINGS, FLORIDA 33067
341-0400

Boundaries in this book are for the 1995/96 school year only. The boundaries are established annually by the School Board. For current information on boundaries, please contact Pupil Placement at 765-6285.



CORAL SPRINGS ELEMENTARY
3601 NW 110 AVENUE
CORAL SPRINGS, FLORIDA 33065
344-5800

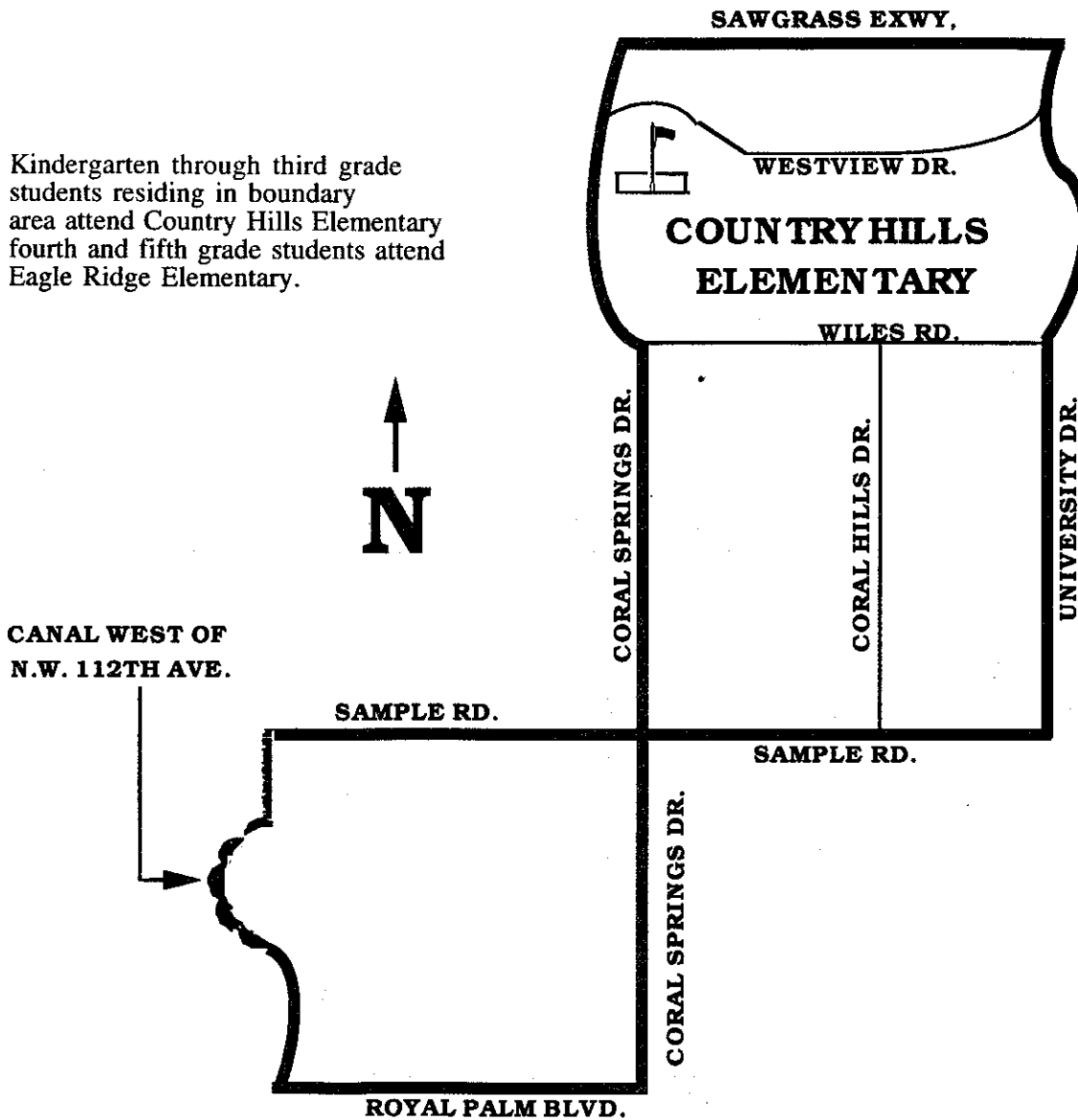
Boundaries in this book are for the 1995/96 school year only. The boundaries are established annually by the School Board. For current information on boundaries, please contact Pupil Placement at 765-6285.



COUNTRY HILLS ELEMENTARY
10550 WESTVIEW DR.
CORAL SPRINGS, FLORIDA 33076
341-0460

Boundaries in this book are for the 1995/96 school year only. The boundaries are established annually by the School Board. For current information on boundaries, please contact Pupil Placement at 765-6285.

Kindergarten through third grade students residing in boundary area attend Country Hills Elementary
fourth and fifth grade students attend Eagle Ridge Elementary.

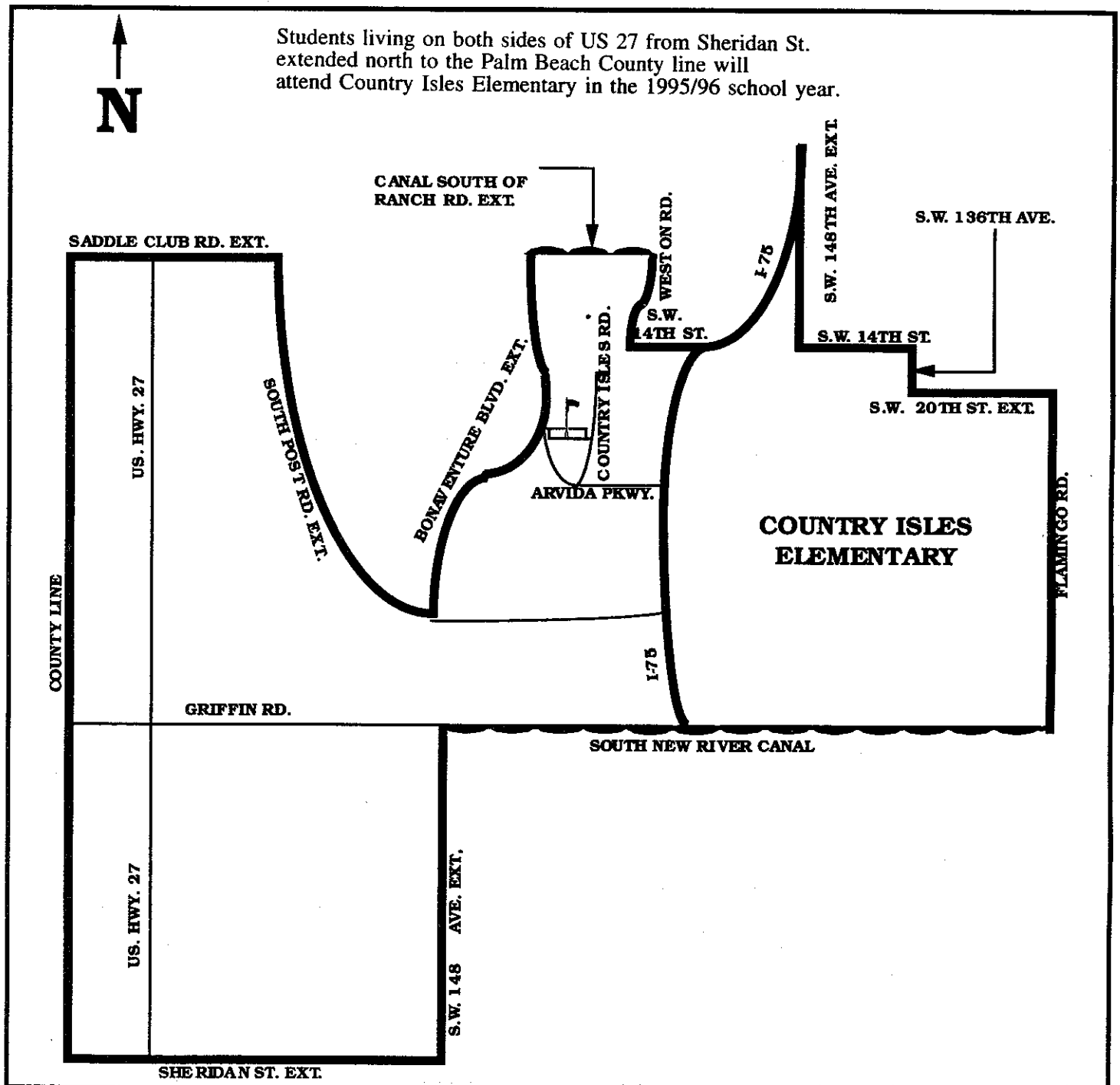


Technology/Science Magnet School

Black students residing north of Sunrise Blvd. may apply for admission to the Technology/Science Magnet School. Admission requirements shall be in accordance with the provisions of School Board Policy 5004.

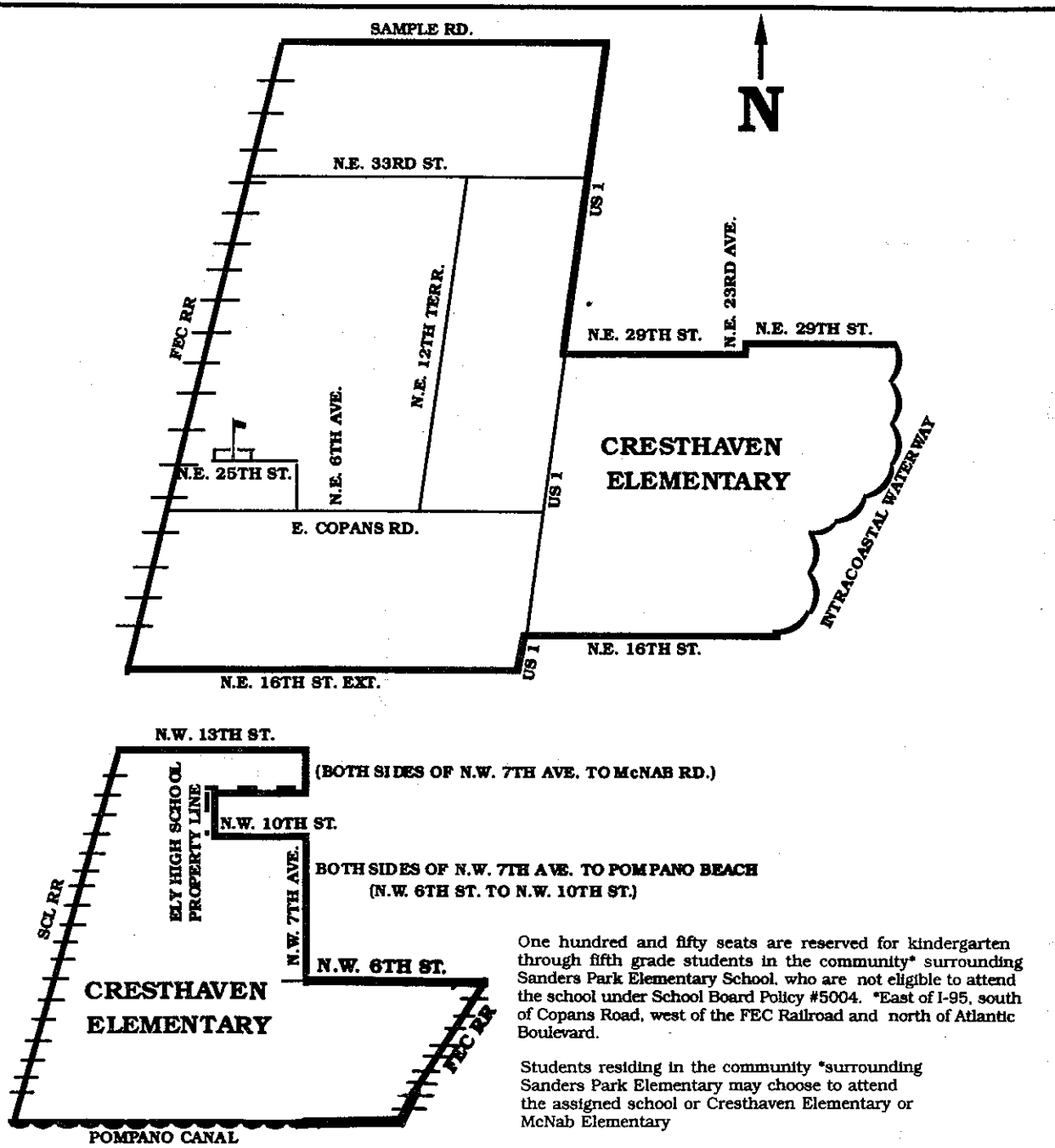
COUNTRY ISLES ELEMENTARY
2300 COUNTRY ISLES ROAD
FORT LAUDERDALE, FLORIDA 33326
384-5110

Boundaries in this book are for the 1995/96 school year only. The boundaries are established annually by the School Board. For current information on boundaries, please contact Pupil Placement at 765-6285.



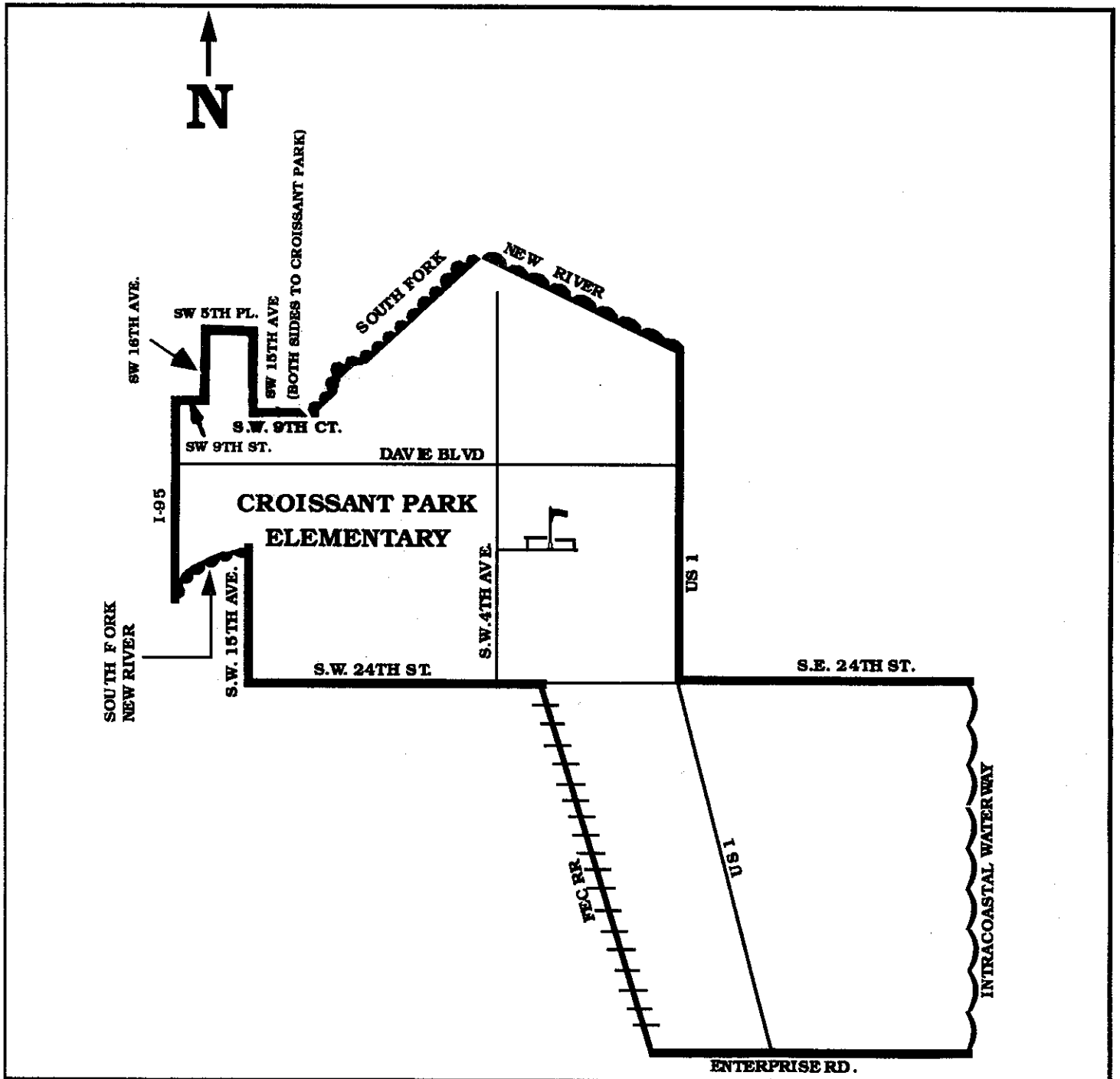
CRESTHAVEN ELEMENTARY
 801 NE 25 STREET
 POMPANO BEACH, FLORIDA 33064
 786-3535

Boundaries in this book are for the 1995/96 school year only. The boundaries are established annually by the School Board. For current information on boundaries, please contact Pupil Placement at 765-6285.



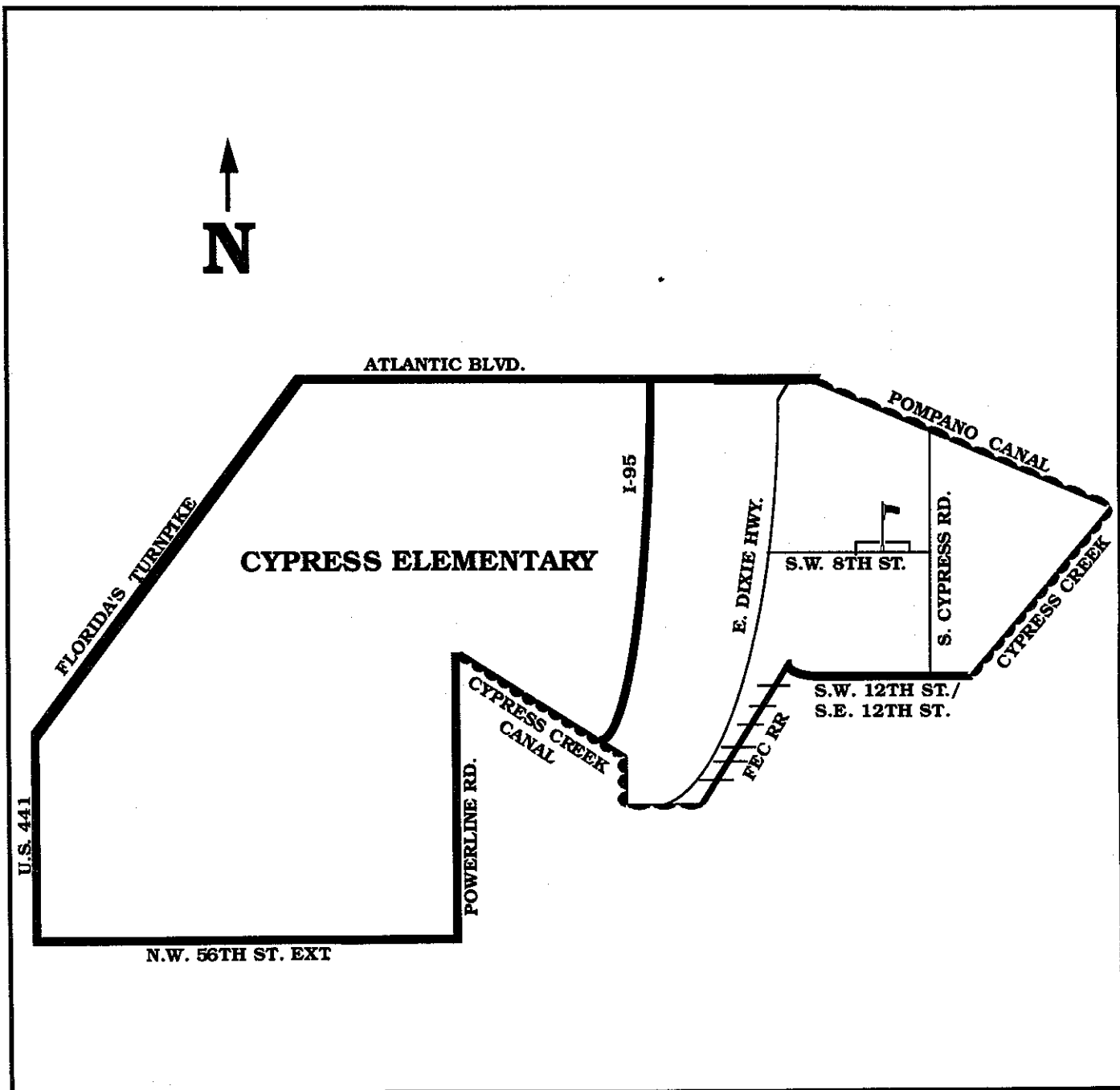
CROISSANT PARK ELEMENTARY
1800 SW 4 AVENUE
FORT LAUDERDALE, FLORIDA 33315
765-6850

Boundaries in this book are for the 1995/96 school year only. The boundaries are established annually by the School Board. For current information on boundaries, please contact Pupil Placement at 765-6285.



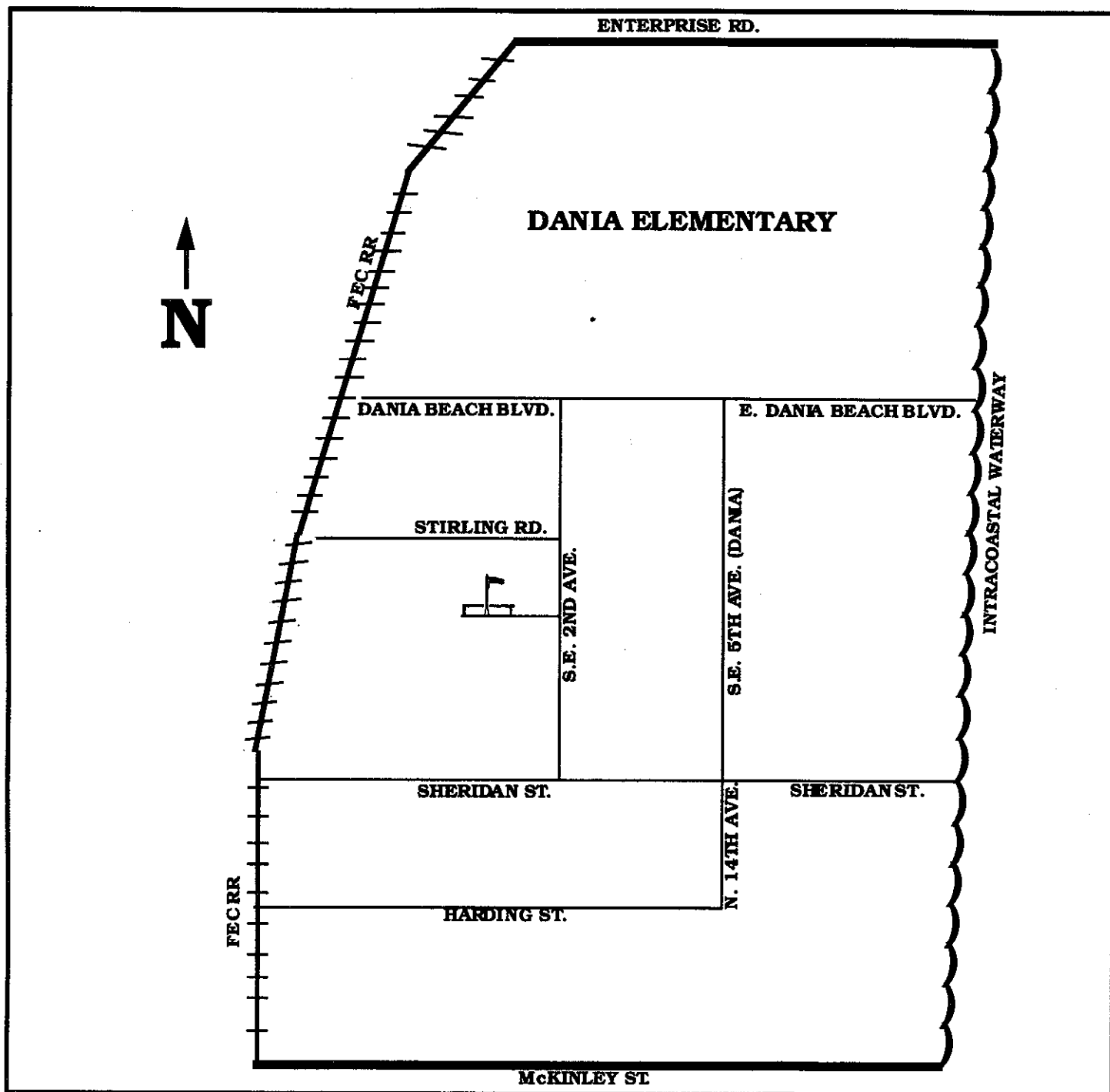
CYPRESS ELEMENTARY
851 SW 3 AVENUE
POMPANO BEACH, FLORIDA 33060
786-3500

Boundaries in this book are for the 1995/96 school year only. The boundaries are established annually by the School Board. For current information on boundaries, please contact Pupil Placement at 765-6285.



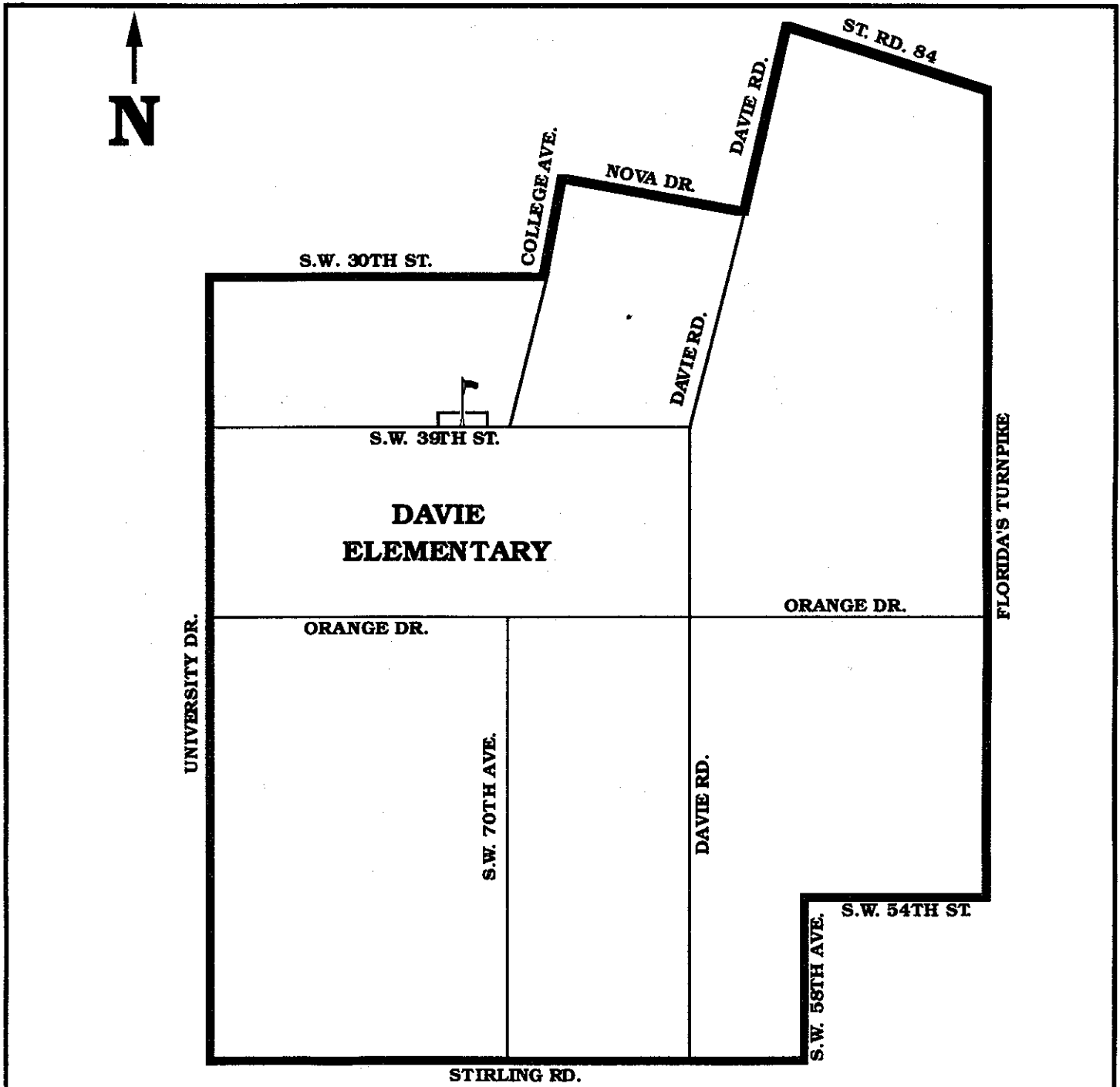
DANIA ELEMENTARY
300 SE 2 AVENUE
DANIA, FLORIDA 33004
926-0890

Boundaries in this book are for the 1995/96 school year only. The boundaries are established annually by the School Board. For current information on boundaries, please contact Pupil Placement at 765-6285.



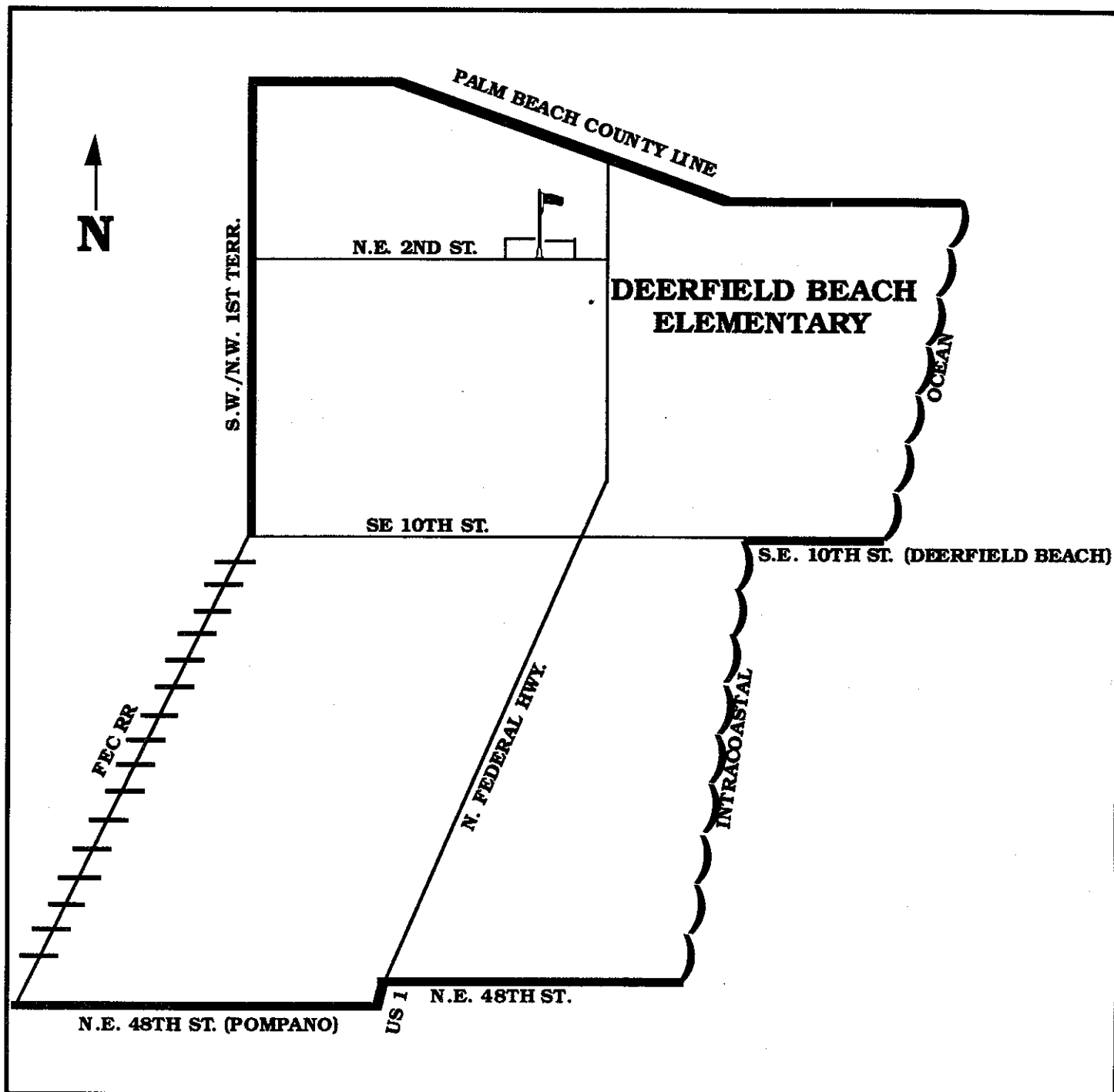
DAVIE ELEMENTARY
7025 SW 39 STREET
DAVIE, FLORIDA 33314
370-1660

Boundaries in this book are for the 1995/96 school year only. The boundaries are established annually by the School Board. For current information on boundaries, please contact Pupil Placement at 765-6285.



DEERFIELD BEACH ELEMENTARY
650 N E 1 STREET
DEERFIELD BEACH, FLORIDA 33314
481-5757

Boundaries in this book are for the 1995/96 school year only. The boundaries are established annually by the School Board. For current information on boundaries, please contact Pupil Placement at 765-6285.



DEERFIELD PARK ELEMENTARY
650 SW 3 AVENUE
DEERFIELD BEACH, FLORIDA 33441
481-5777

Boundaries in this book are for the 1995/96 school year only. The boundaries are established annually by the School Board. For current information on boundaries, please contact Pupil Placement at 765-6285.

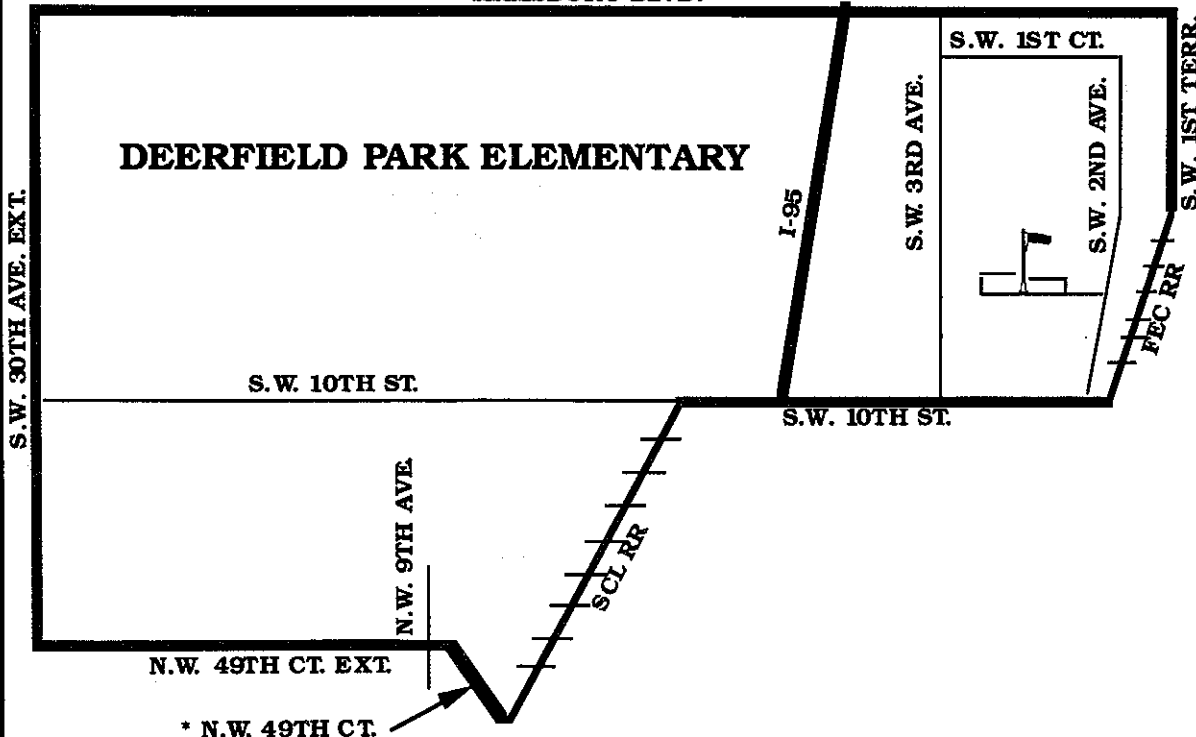
A MAGNET SCHOOL FOR THE PERFORMING ARTS: Students living within this boundary area automatically attend this school. White students assigned to **predominantly** white elementary schools located in the North Area may apply for admission to this Performing Arts Program. Admission requirements for those students applying to the program shall be in accordance with the provisions of School Board Policy #5004.



Students residing in this boundary area may choose to attend one of the following magnet schools:
Sanders Park Communications and Languages Magnet
Charles Drew Science, Mathematics and Technology Magnet
Deerfield Park Performing Arts Magnet

HILLSBORO BLVD.

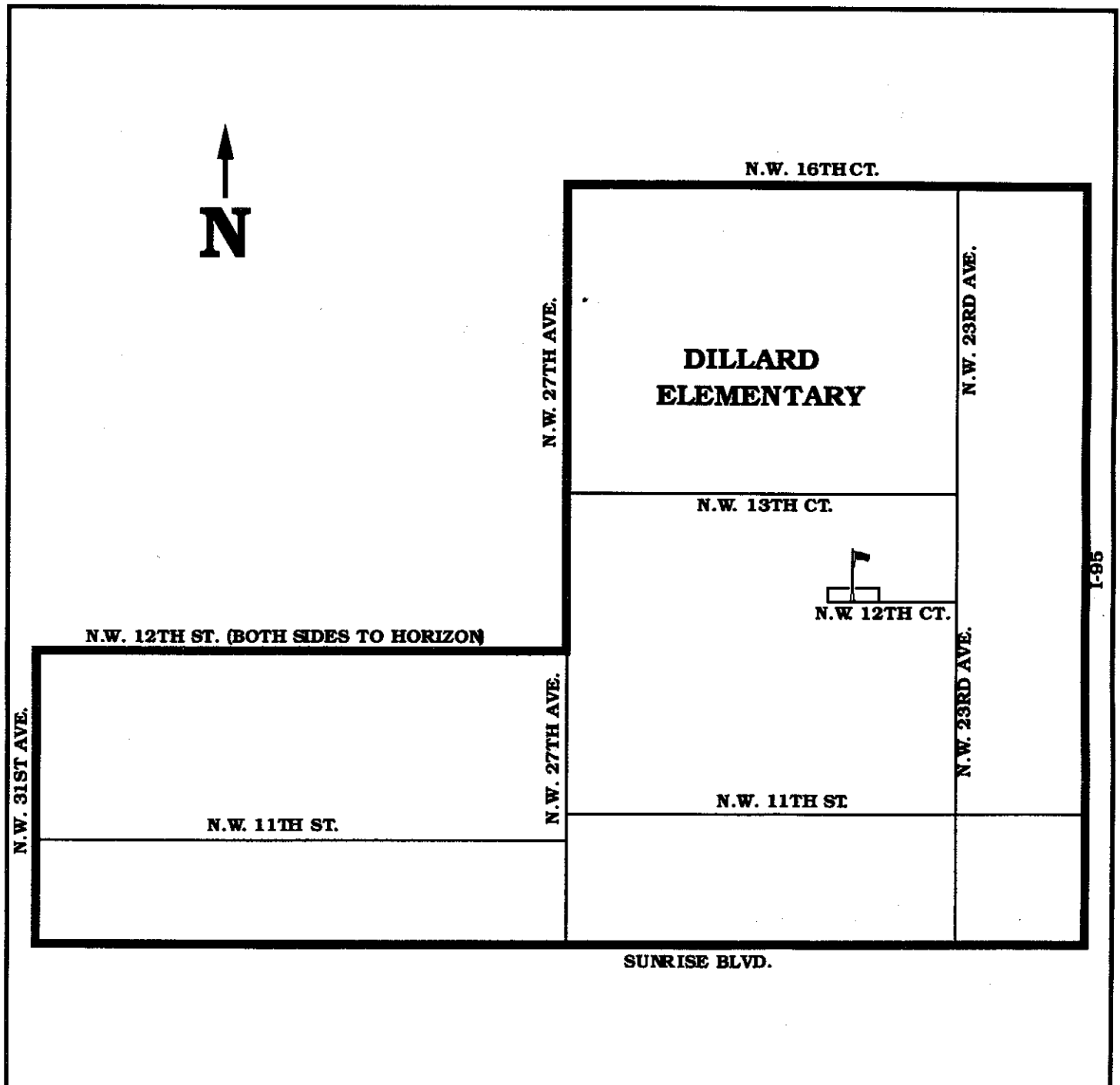
DEERFIELD PARK ELEMENTARY



* THIS STREET WAS FORMERLY NAMED
N.W. 48TH ST. IN THE OFFICIAL RECORDS
OF BROWARD COUNTY.

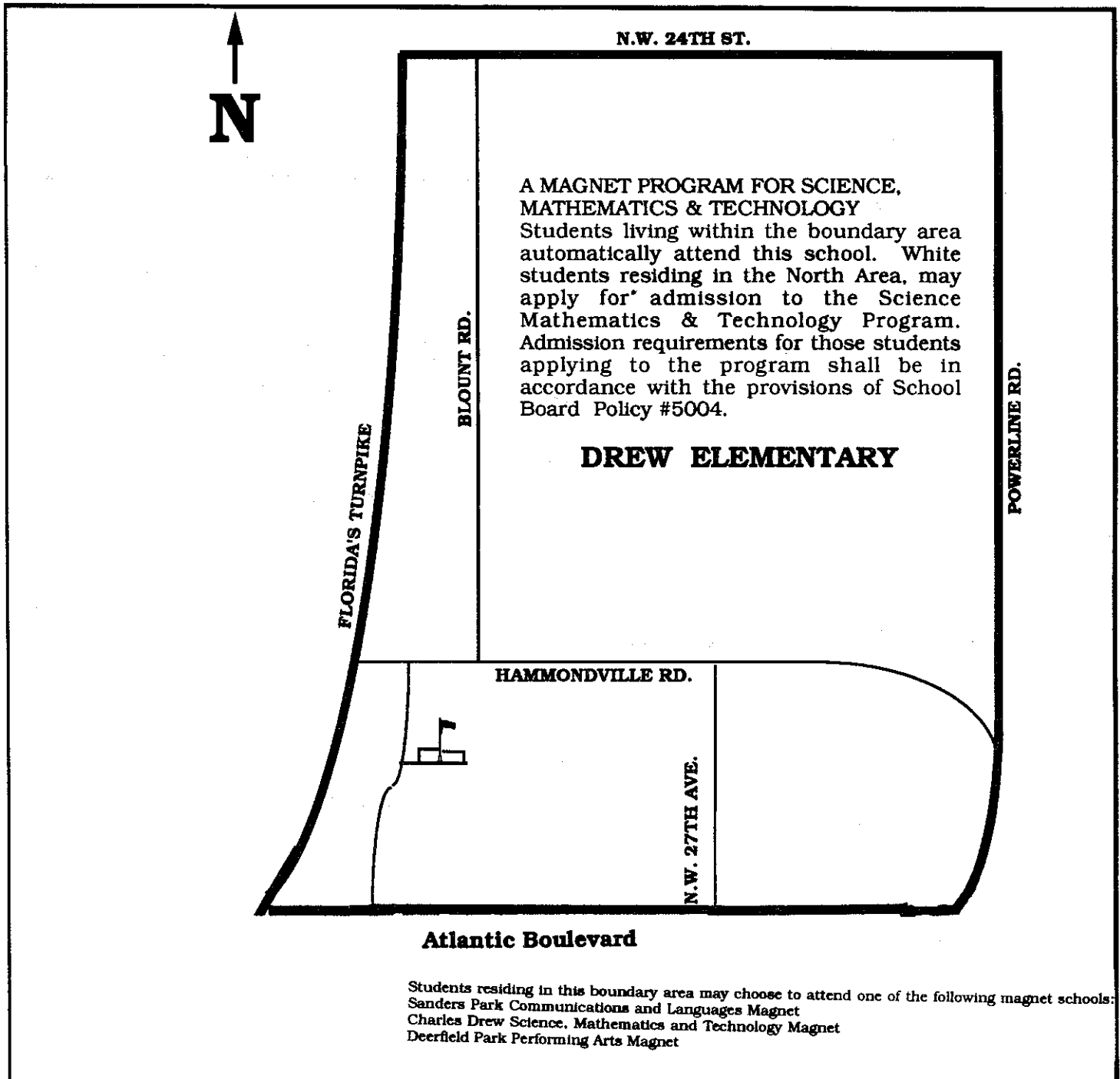
DILLARD ELEMENTARY
2330 NW 12 COURT
FORT LAUDERDALE, FLORIDA 33311
797-4590

Boundaries in this book are for the 1995/96 school year only. The boundaries are established annually by the School Board. For current information on boundaries, please contact Pupil Placement at 765-6285.



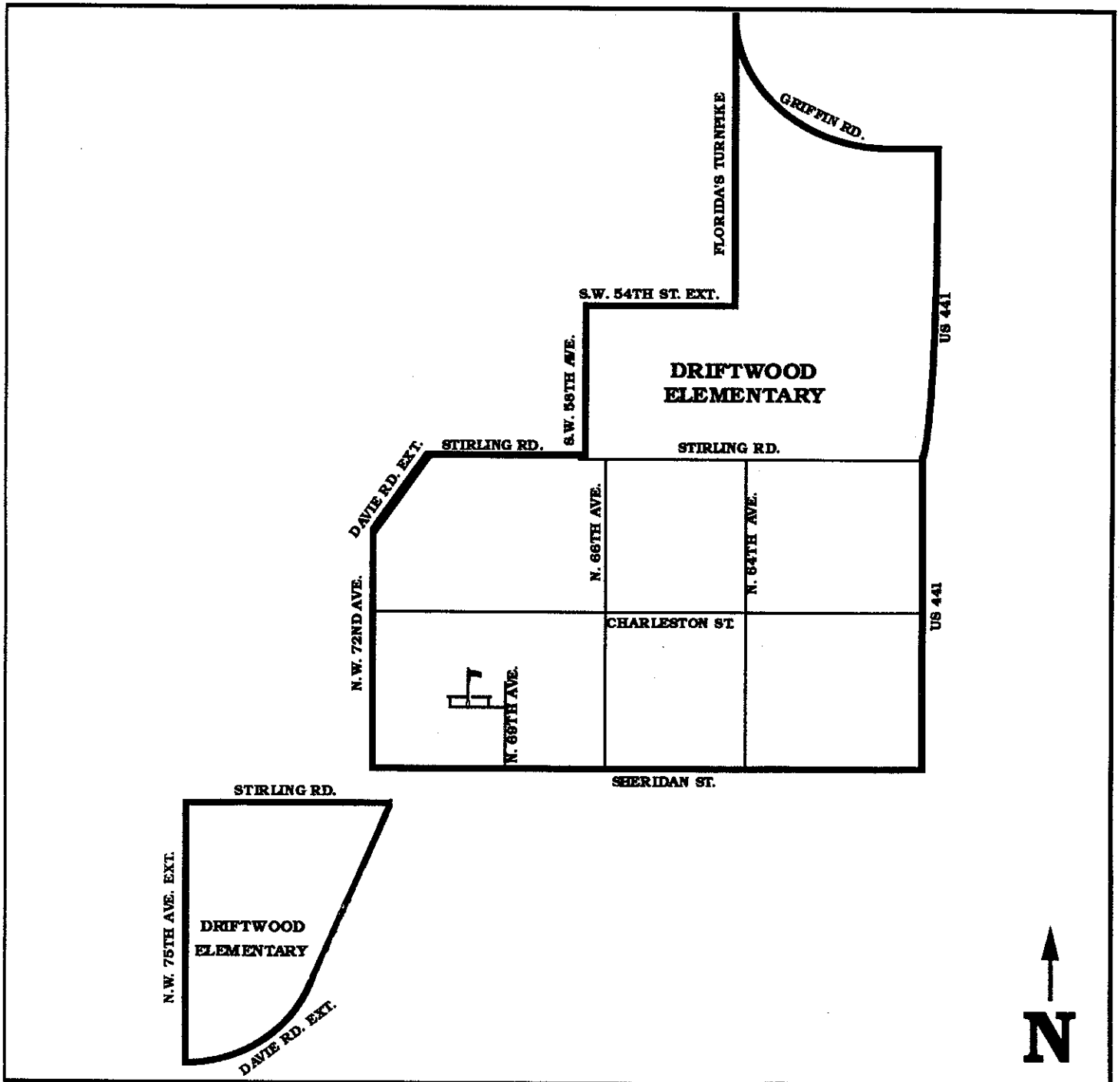
CHARLES DREW ELEMENTARY
1000 NW 31 STREET
POMPANO BEACH, FLORIDA 33060
977-2250

Boundaries in this book are for the 1995/96 school year only. The boundaries are established annually by the School Board. For current information on boundaries, please contact Pupil Placement at 765-6285.



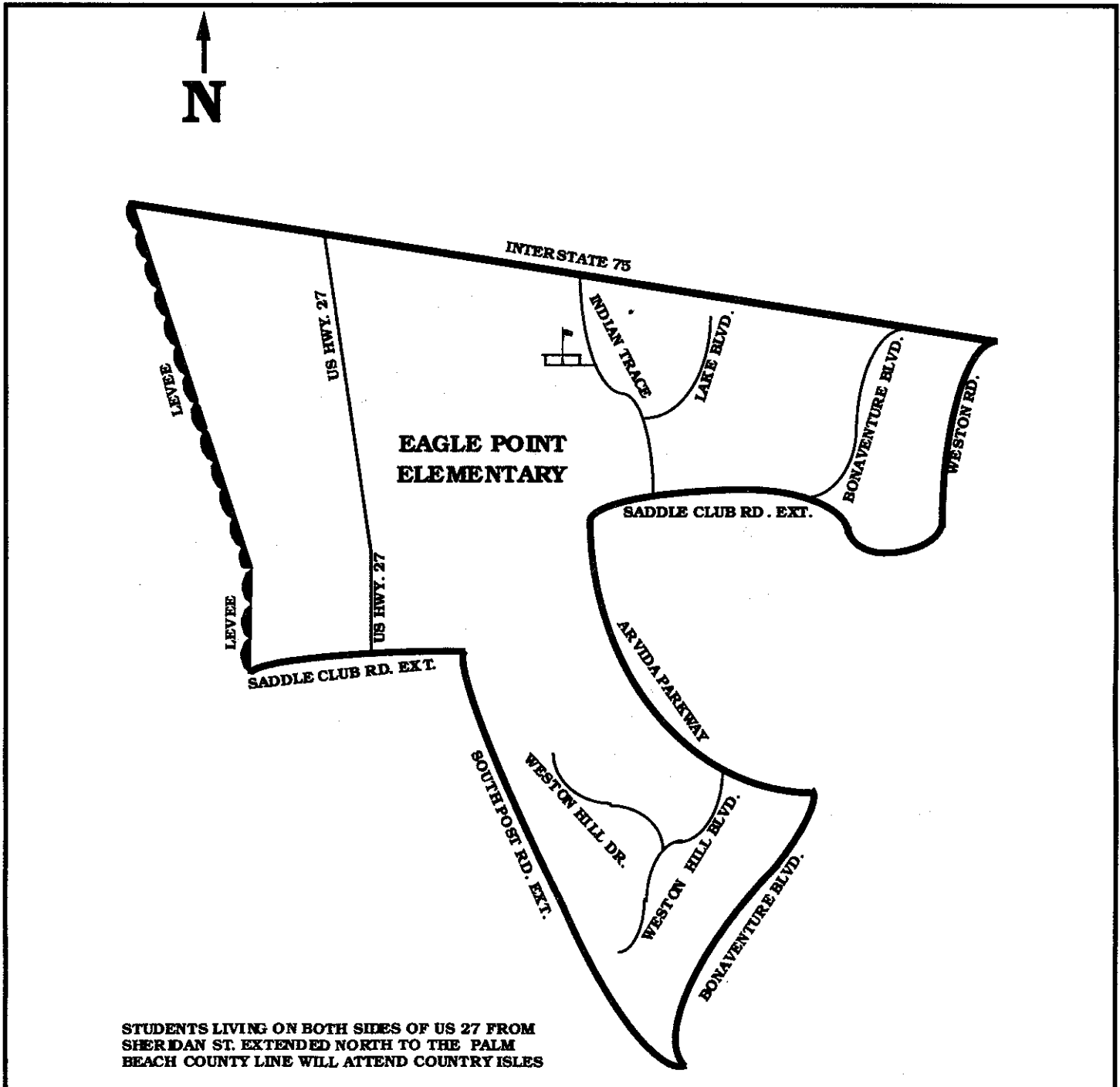
DRIFTWOOD ELEMENTARY
2700 NW 69 AVENUE
HOLLYWOOD, FLORIDA 33024
985-3050

Boundaries in this book are for the 1995/96 school year only. The boundaries are established annually by the School Board. For current information on boundaries, please contact Pupil Placement at 765-6285.



EAGLE POINT ELEMENTARY
100 INDIAN TRACE
FORT LAUDERDALE, FLORIDA 33326
384-2770

Boundaries in this book are for the 1995/96 school year only. The boundaries are established annually by the School Board. For current information on boundaries, please contact Pupil Placement at 765-6285.

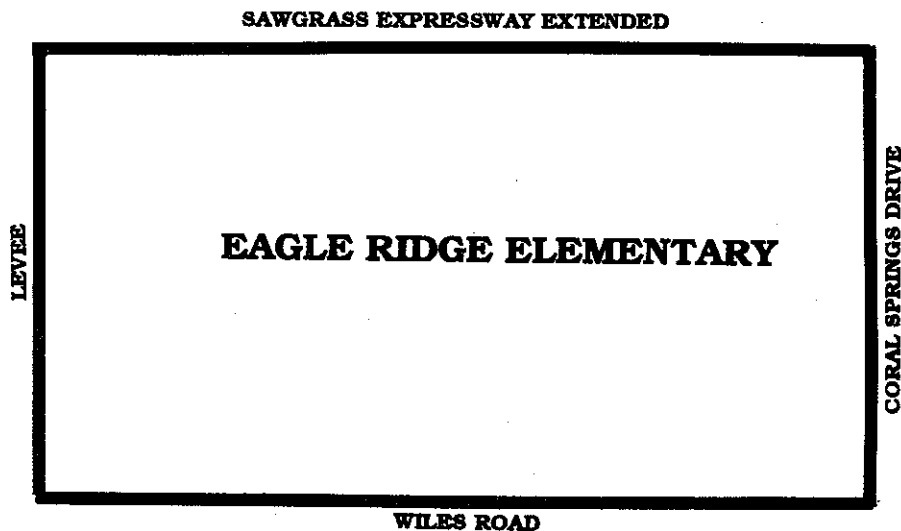


EAGLE RIDGE ELEMENTARY
11500 WESTVIEW DRIVE
CORAL SPRINGS, FLORIDA 33067
341-8026

Boundaries in this book are for the 1995/96 school year only. The boundaries are established annually by the School Board. For current information on boundaries, please contact Pupil Placement at 765-6285.

Technology/Science Magnet School

Black students residing north of Sunrise Boulevard may apply for admission to the Technology/Science Magnet School. Admission requirements shall be in accordance with the provisions of School Board Policy 5004.



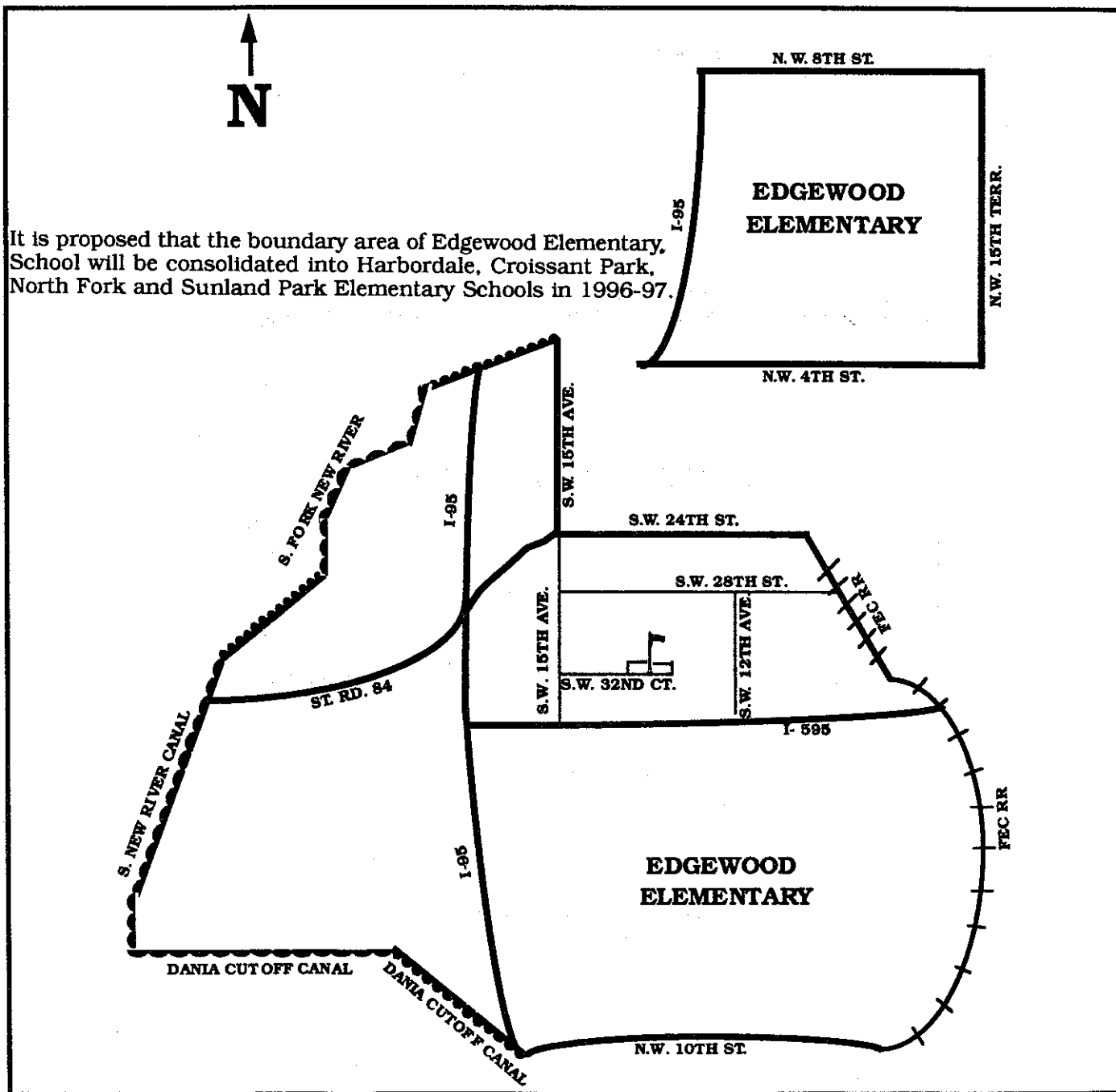
Sixth grade students residing in the Coral Springs Middle attendance area have the option to attend this school in the 1995/96 school year.

Kindergarten through third grade students residing in this boundary area attend Country Hills Elementary; fourth and fifth grade students attend Eagle Ridge Elementary.



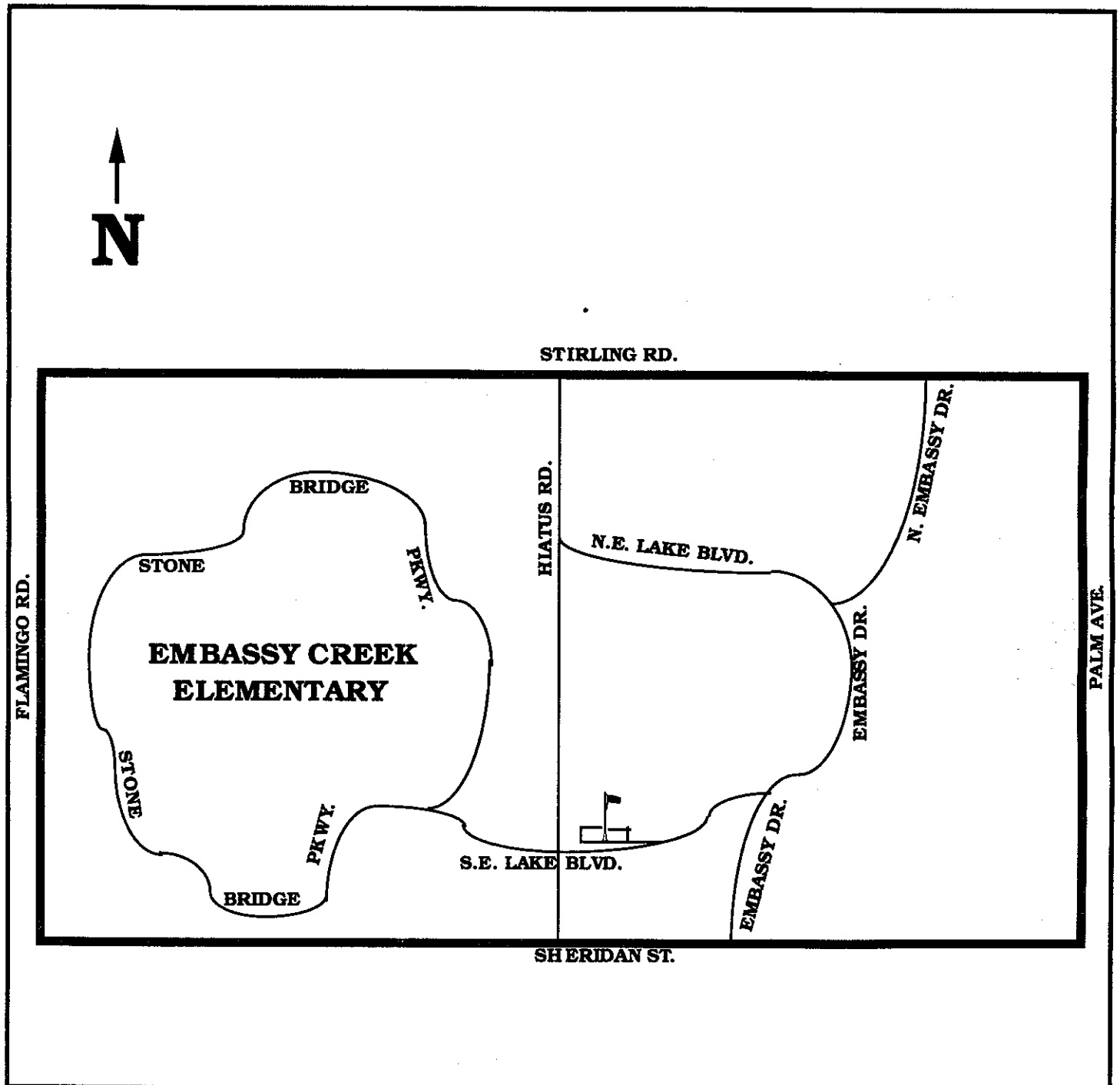
EDGEWOOD ELEMENTARY
 1300 SW 32 COURT
 FORT LAUDERDALE, FLORIDA 33315
 765-6858

Boundaries in this book are for the 1995/96 school year only. The boundaries are established annually by the School Board. For current information on boundaries, please contact Pupil Placement at 765-6285.



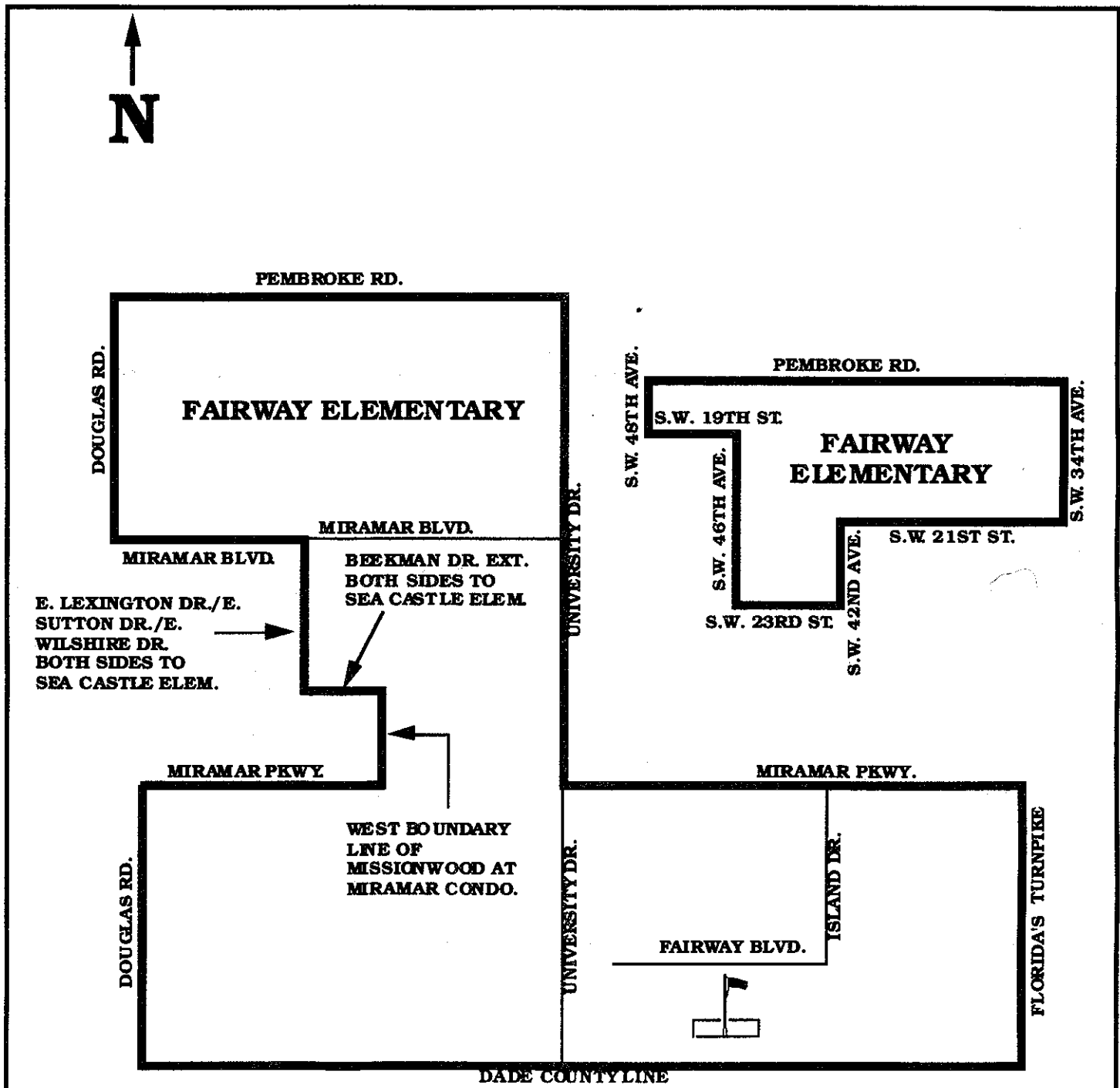
EMBASSY CREEK ELEMENTARY
10905 SE LAKE BLVD.
COOPER CITY, FLORIDA 33026
680-1000

Boundaries in this book are for the 1995/96 school year only. The boundaries are established annually by the School Board. For current information on boundaries, please contact Pupil Placement at 765-6285.



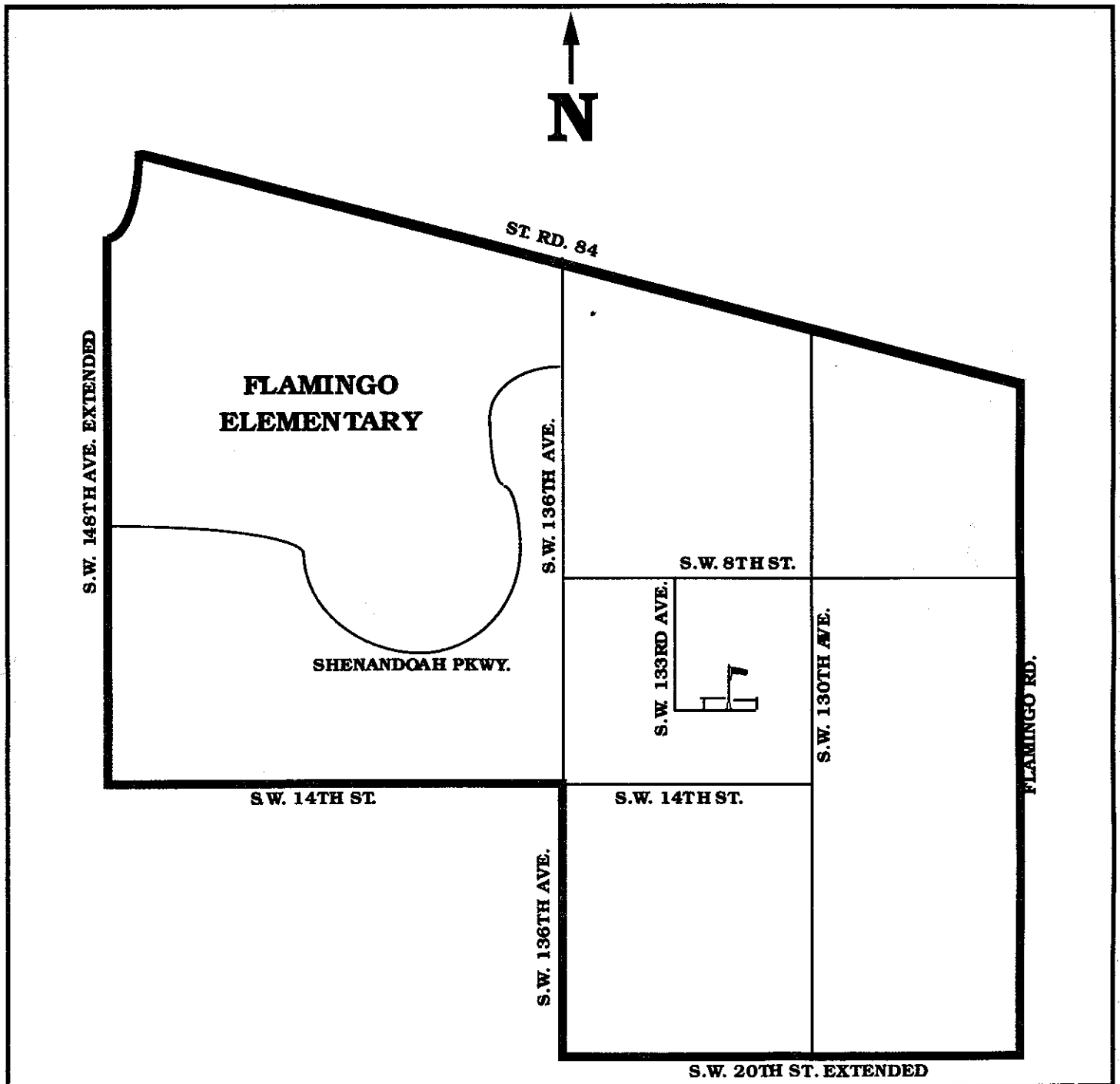
FAIRWAY ELEMENTARY
7850 FAIRWAY BLVD
MIRAMAR, FLORIDA 33023
985-5475

Boundaries in this book are for the 1995/96 school year only. The boundaries are established annually by the School Board. For current information on boundaries, please contact Pupil Placement at 765-6285.



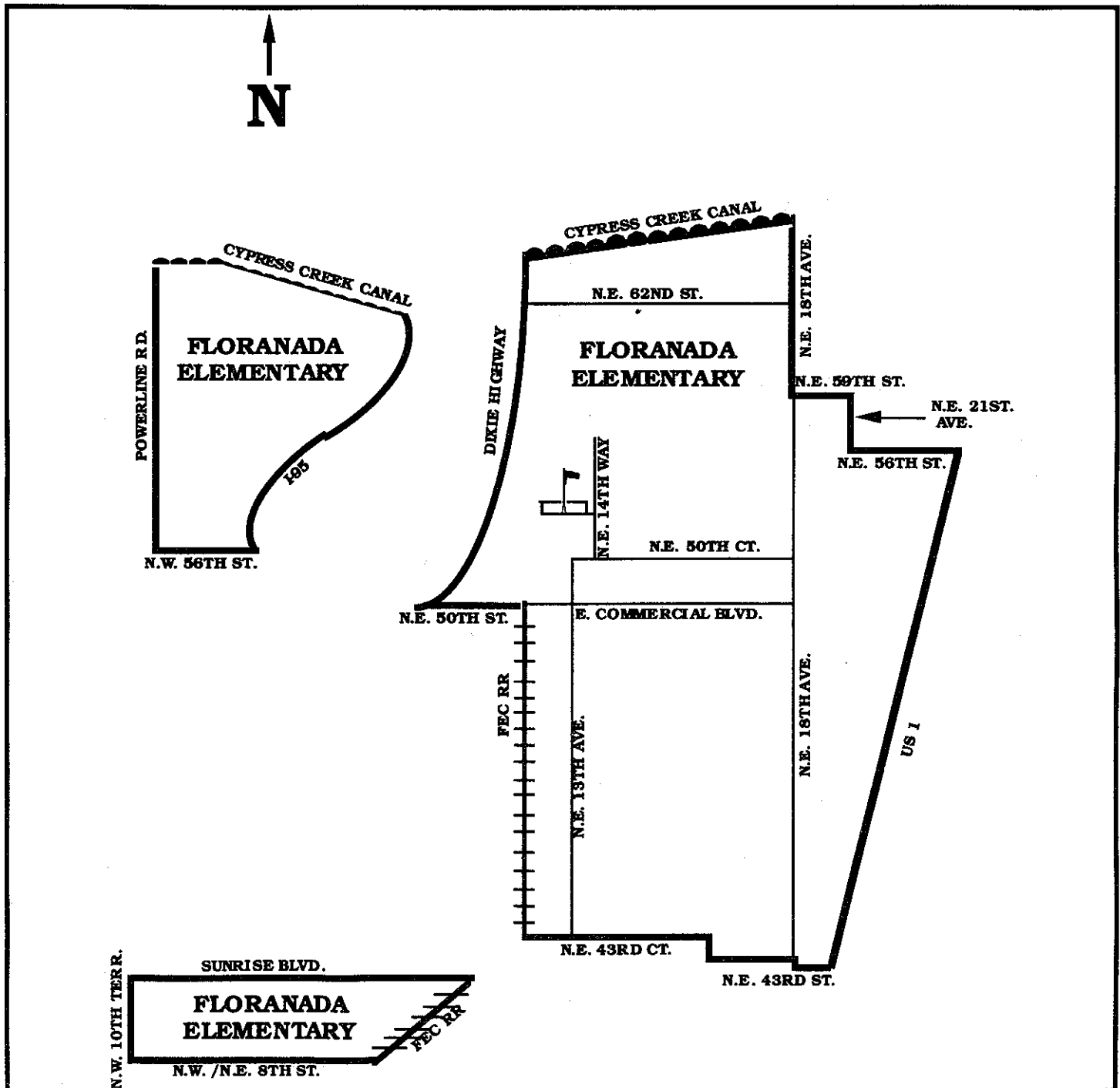
FLAMINGO ELEMENTARY
1130 SW 133 AVENUE
DAVIE, FLORIDA 33325
370-1630

Boundaries in this book are for the 1995/96 school year only. The boundaries are established annually by the School Board. For current information on boundaries, please contact Pupil Placement at 765-6285.



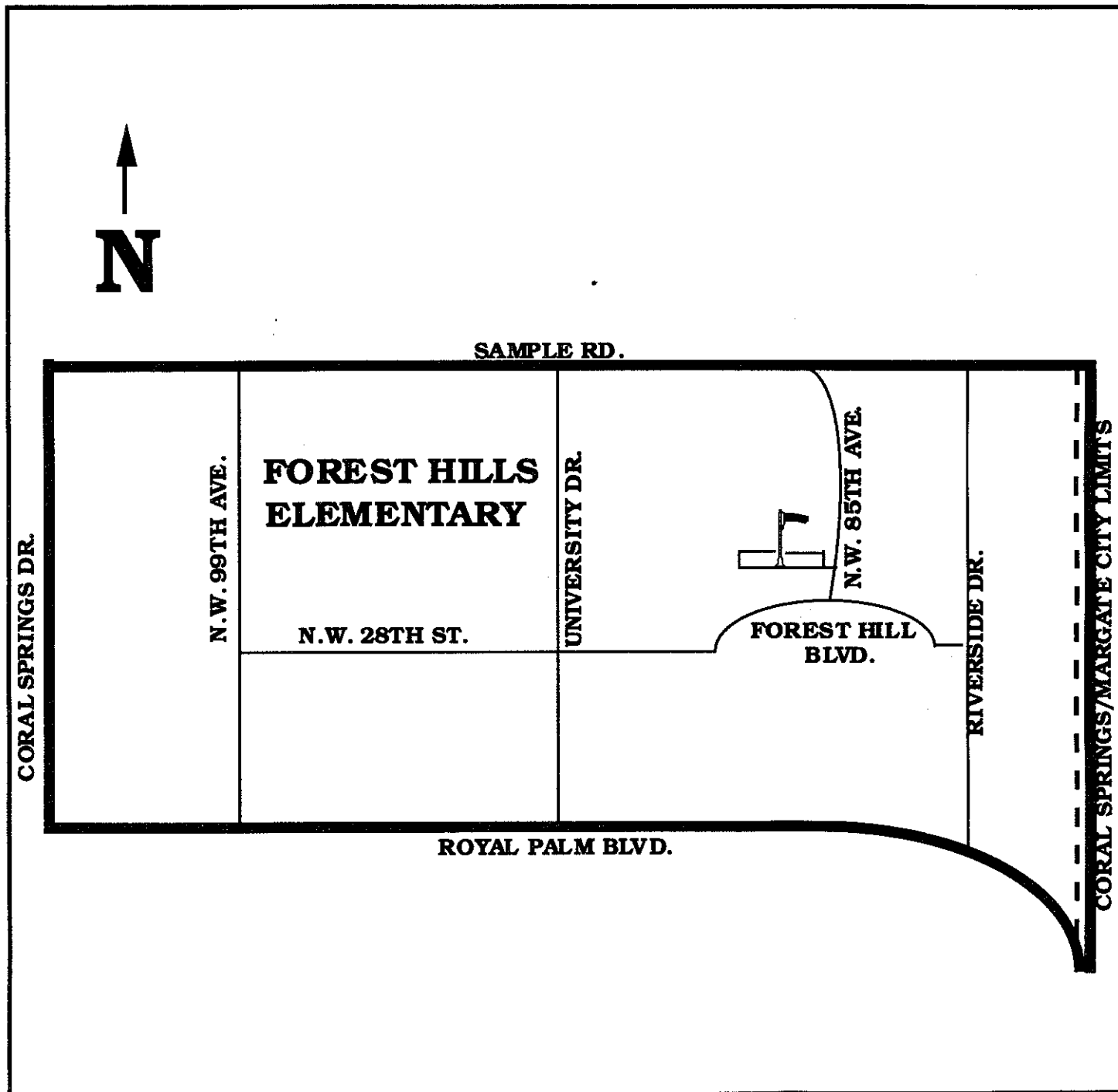
FLORANADA ELEMENTARY
5251 NE 14 WAY
FORT LAUDERDALE, FLORIDA 33334
928-0380

Boundaries in this book are for the 1995/96 school year only. The boundaries are established annually by the School Board. For current information on boundaries, please contact Pupil Placement at 765-6285.



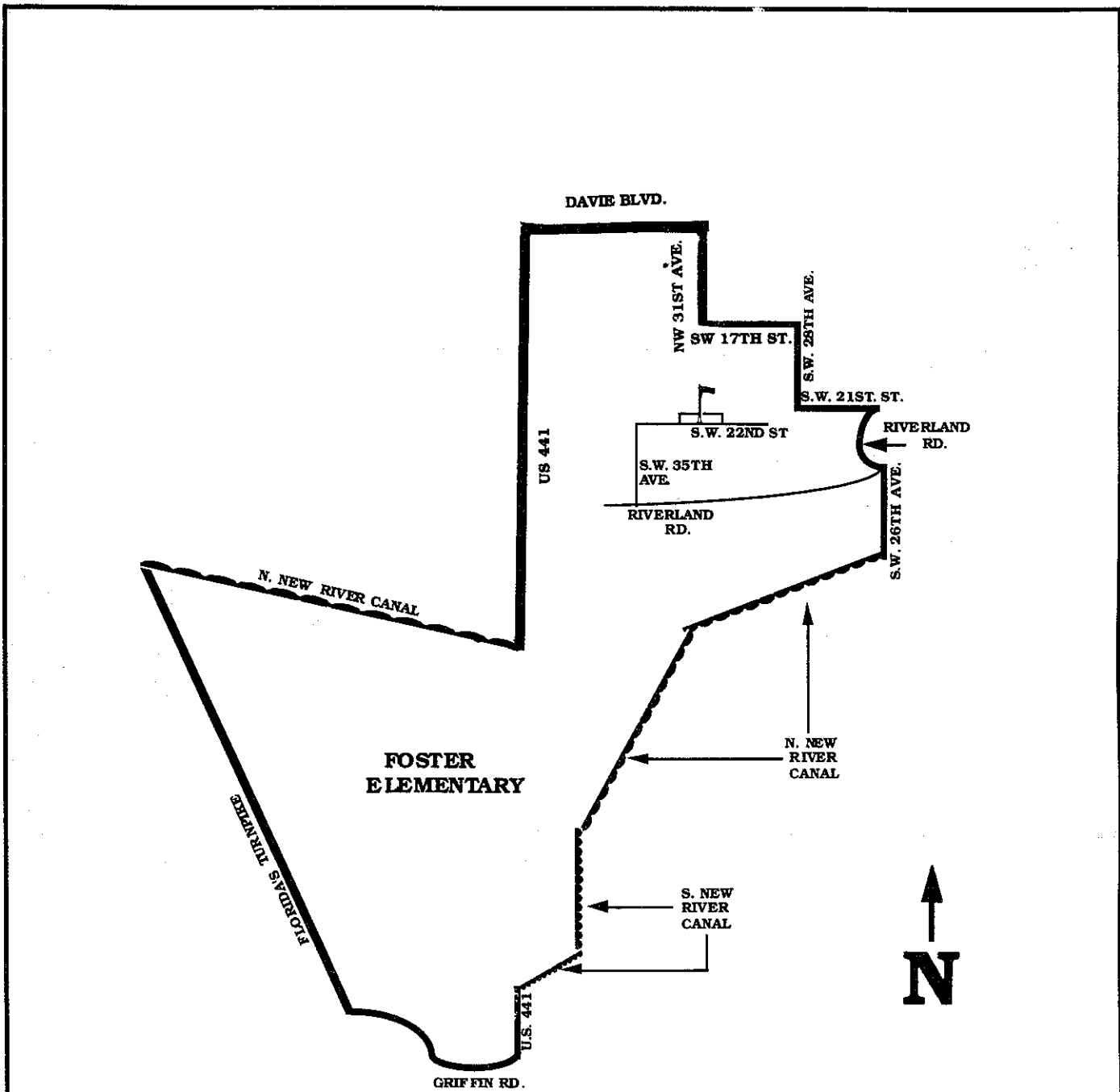
FOREST HILLS ELEMENTARY
3100 NW 85 AVE
CORAL SPRINGS, FLORIDA 33065
344-5880

Boundaries in this book are for the 1995/96 school year only. The boundaries are established annually by the School Board. For current information on boundaries, please contact Pupil Placement at 765-6285.



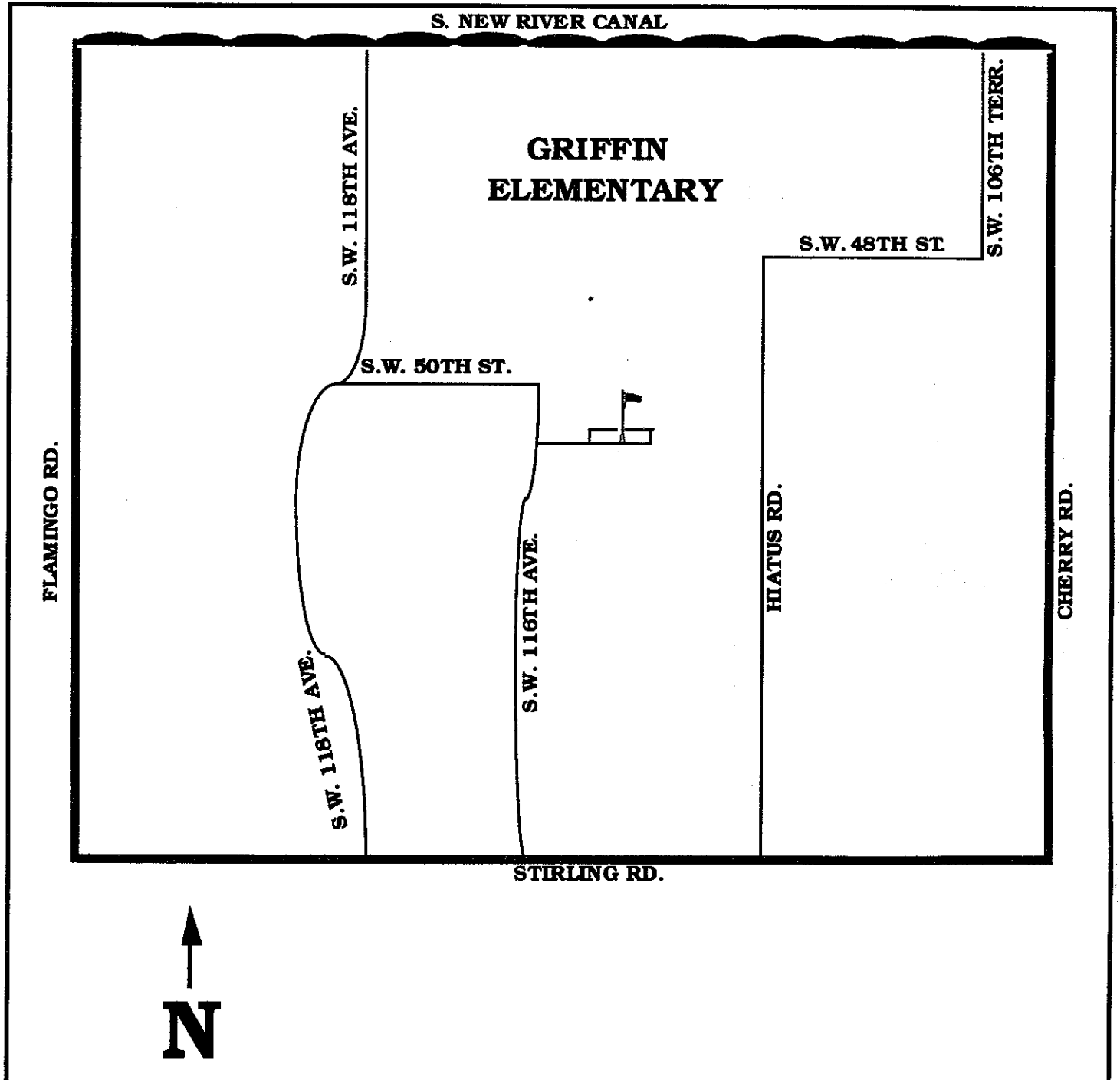
STEPHEN FOSTER ELEMENTARY
3471 SW 22 STREET
FORT LAUDERDALE, FLORIDA 33312
797-4280

Boundaries in this book are for the 1995/96 school year only. The boundaries are established annually by the School Board. For current information on boundaries, please contact Pupil Placement at 765-6285.



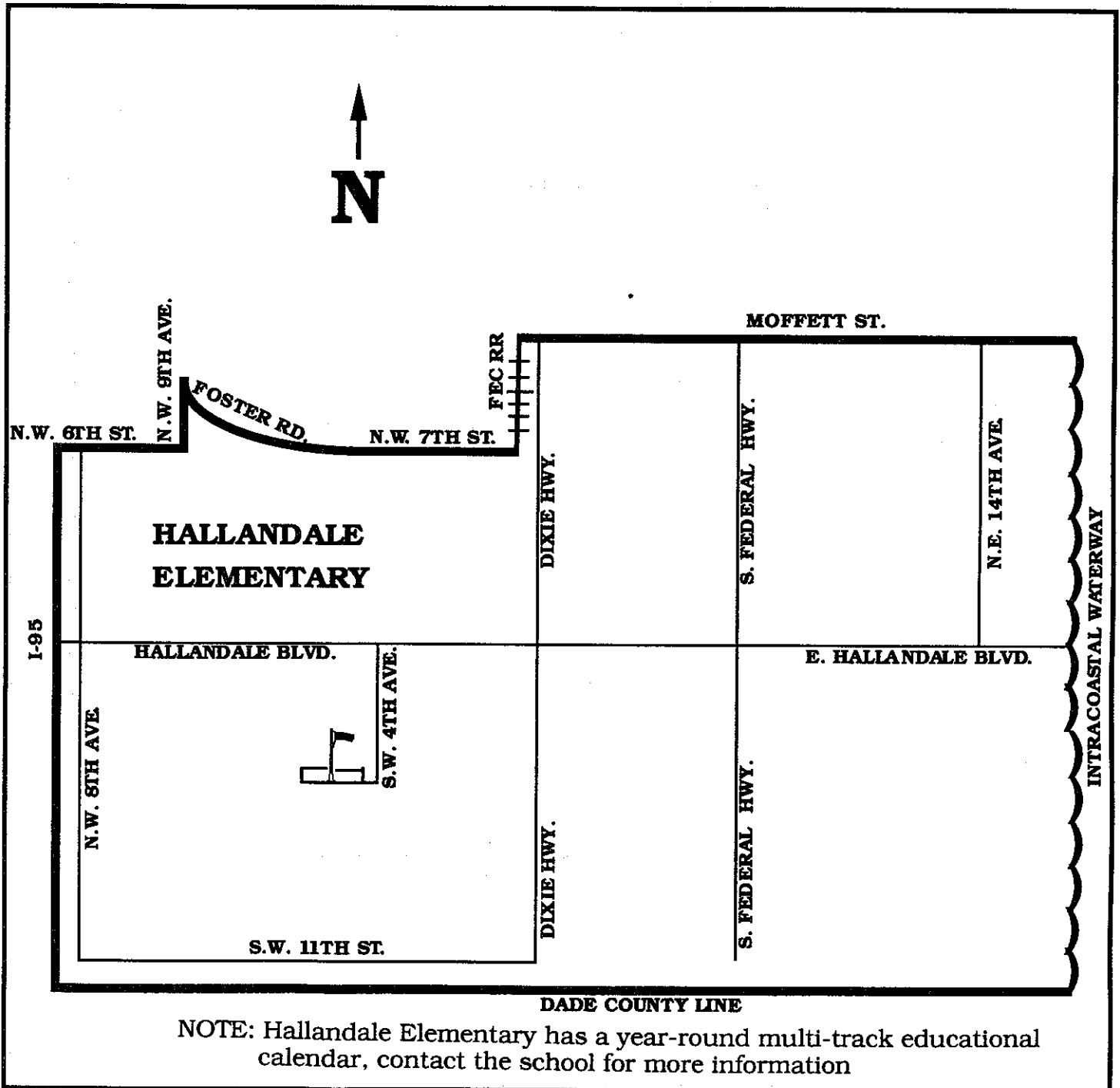
GRIFFIN ELEMENTARY
5050 SW 116 AVE
COOPER CITY, FLORIDA 33330
680-1070

Boundaries in this book are for the 1995/96 school year only. The boundaries are established annually by the School Board. For current information on boundaries, please contact Pupil Placement at 765-6285.



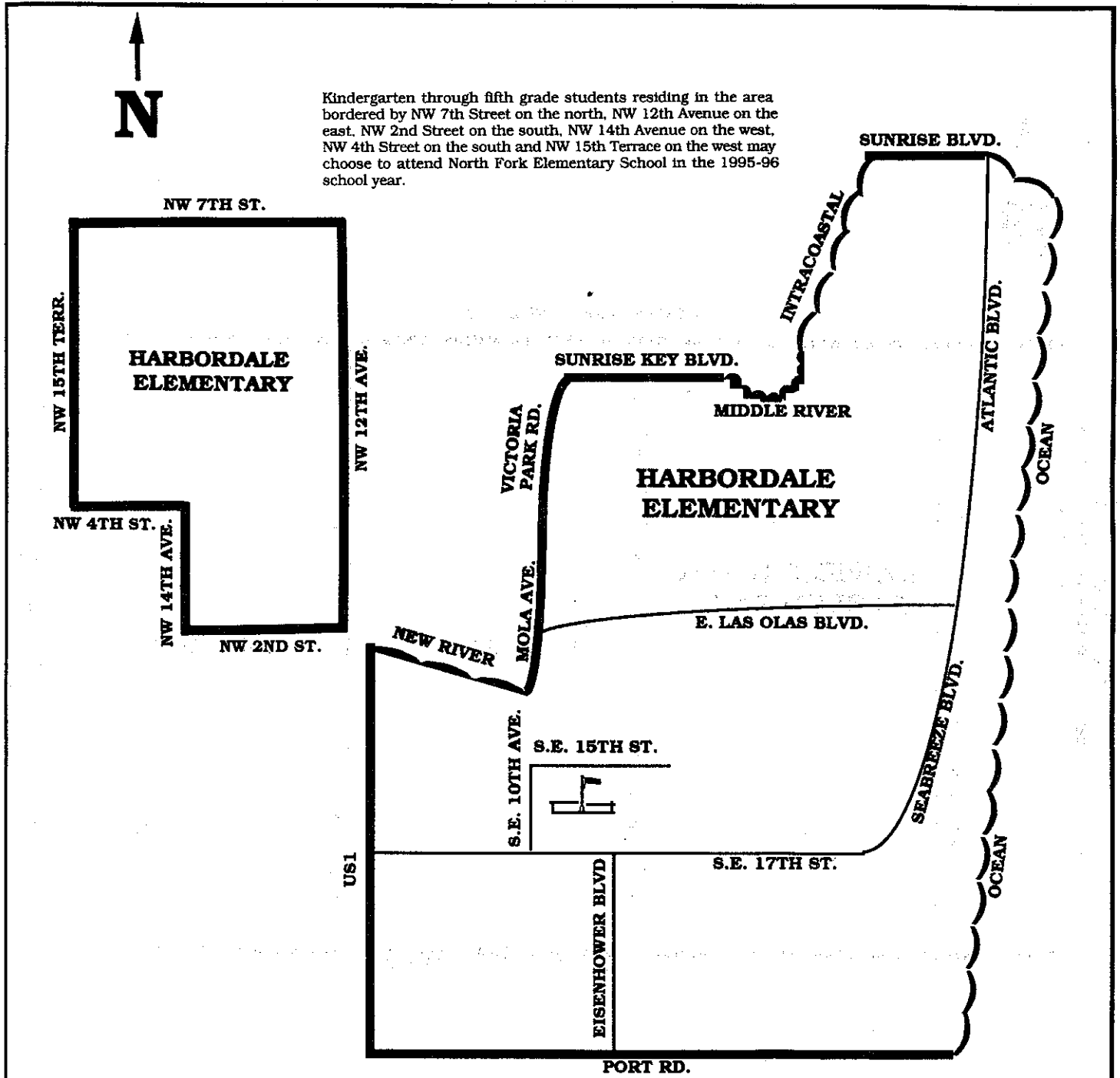
HALLANDALE ELEMENTARY
120 SW 4 AVENUE
HALLANDALE, FLORIDA 33009
457-2520

Boundaries in this book are for the 1995/96 school year only. The boundaries are established annually by the School Board. For current information on boundaries, please contact Pupil Placement at 765-6285.



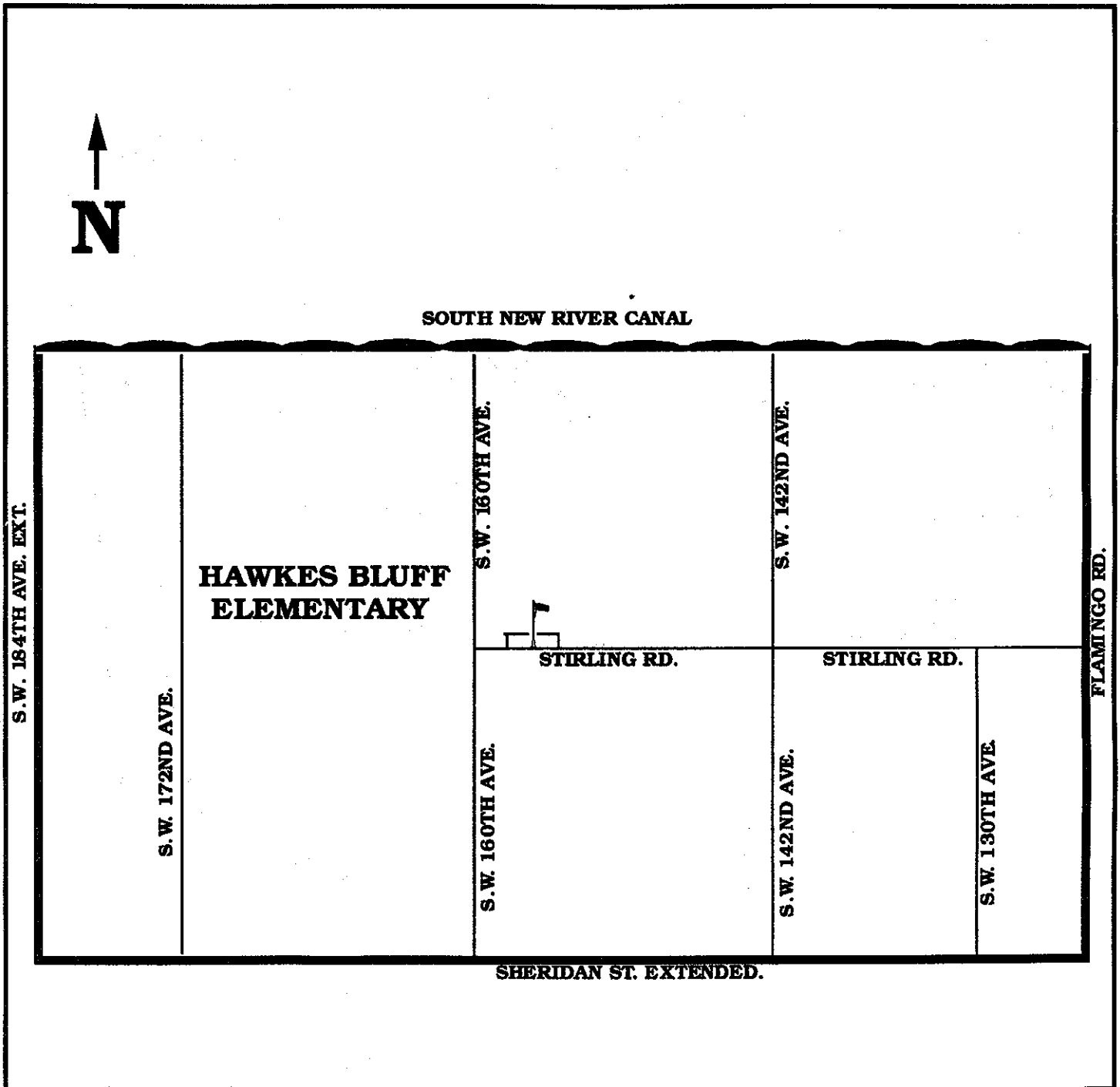
HARBORDALE ELEMENTARY
900 SE 15 STREET
FORT LAUDERDALE, FLORIDA 33316
765-6862

Boundaries in this book are for the 1995/96 school year only. The boundaries are established annually by the School Board. For current information on boundaries, please contact Pupil Placement at 765-6285.



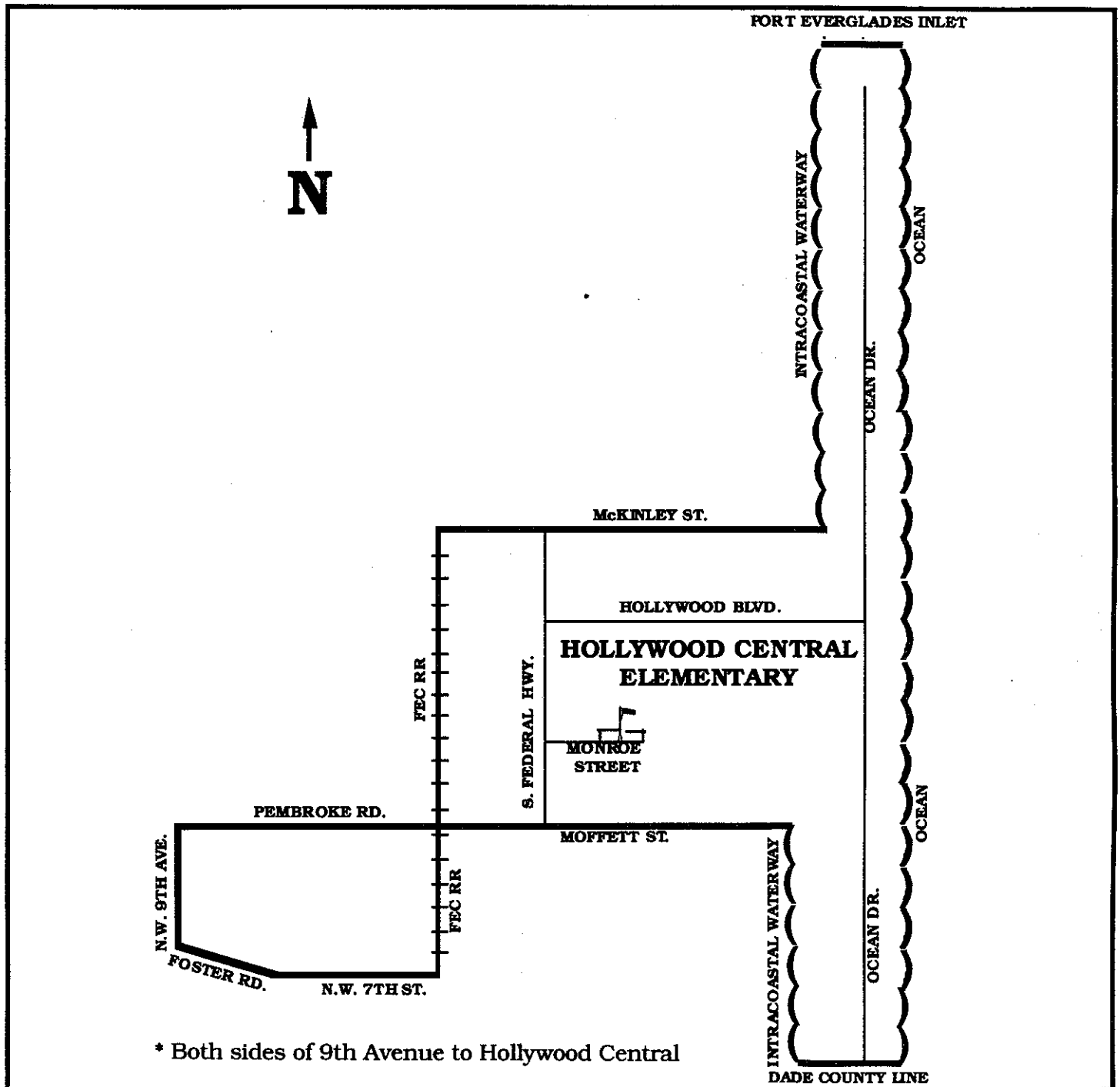
HAWKES BLUFF ELEMENTARY
5900 SW 160 AVENUE
DAVIE, FLORIDA 33331
680-1177

Boundaries in this book are for the 1995/96 school year only. The boundaries are established annually by the School Board. For current information on boundaries, please contact Pupil Placement at 765-6285.



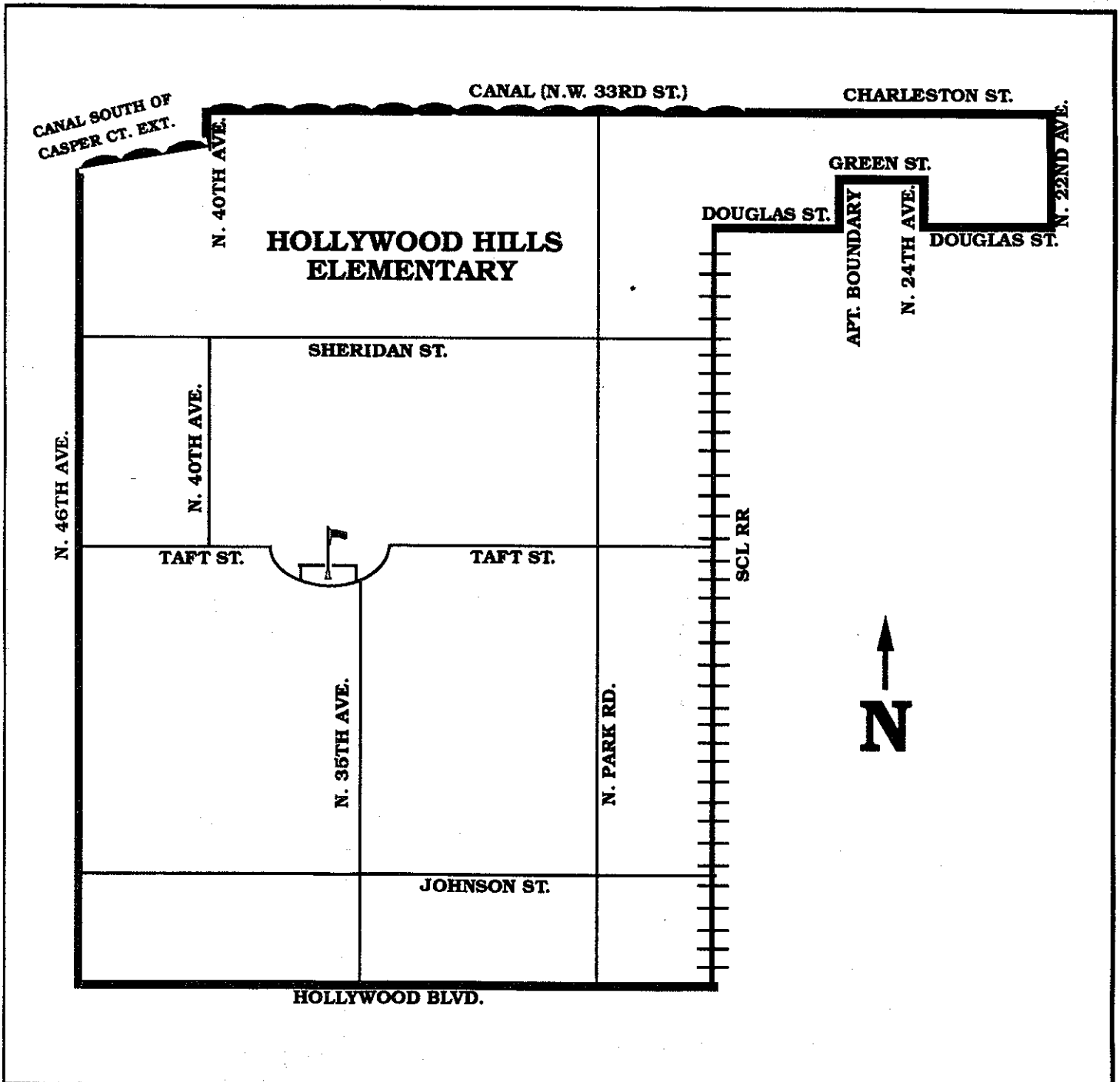
HOLLYWOOD CENTRAL ELEM.
 1700 MONROE STREET
 HOLLYWOOD, FLORIDA 33020
 926-0930

Boundaries in this book are for the 1995/96 school year only. The boundaries are established annually by the School Board. For current information on boundaries, please contact Pupil Placement at 765-6285.



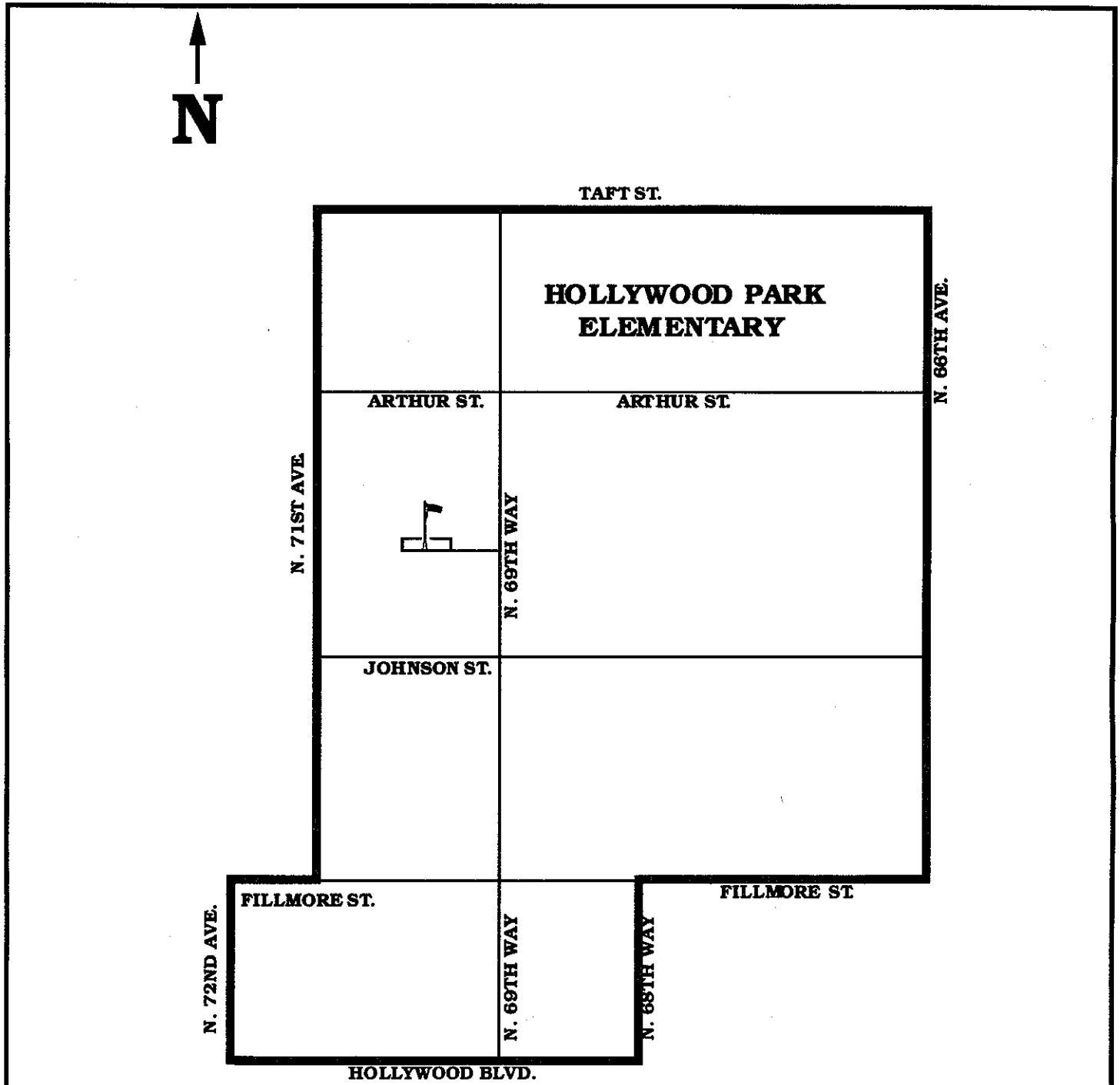
HOLLYWOOD HILLS ELEMENTARY
3501 TAFT STREET
HOLLYWOOD, FLORIDA 33021
985-2850

Boundaries in this book are for the 1995/96 school year only. The boundaries are established annually by the School Board. For current information on boundaries, please contact Pupil Placement at 765-6285.



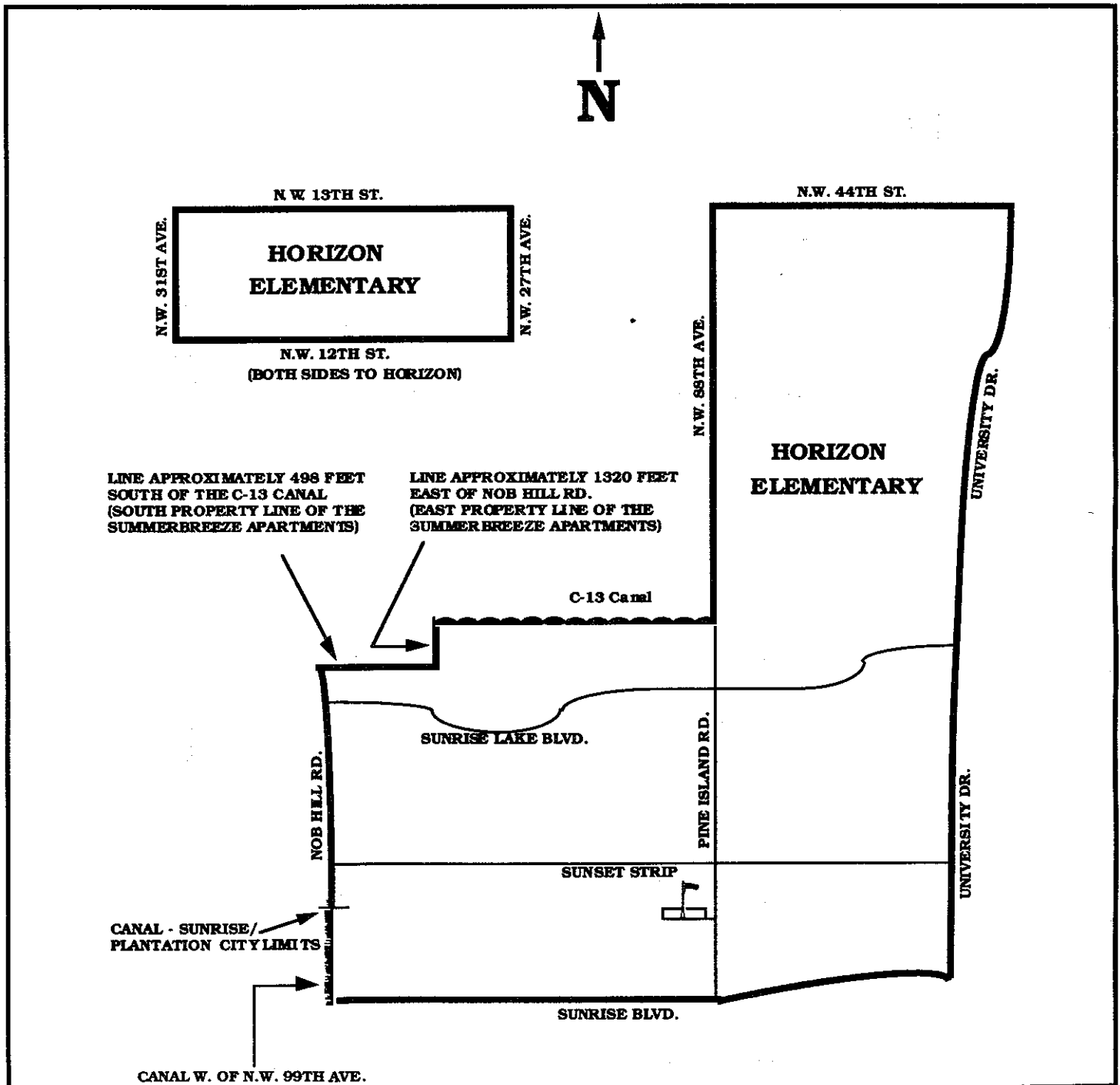
HOLLYWOOD PARK ELEMENTARY
901 NW 69 WAY
HOLLYWOOD, FLORIDA 33024
985-2880

Boundaries in this book are for the 1995/96 school year only. The boundaries are established annually by the School Board. For current information on boundaries, please contact Pupil Placement at 765-6285.



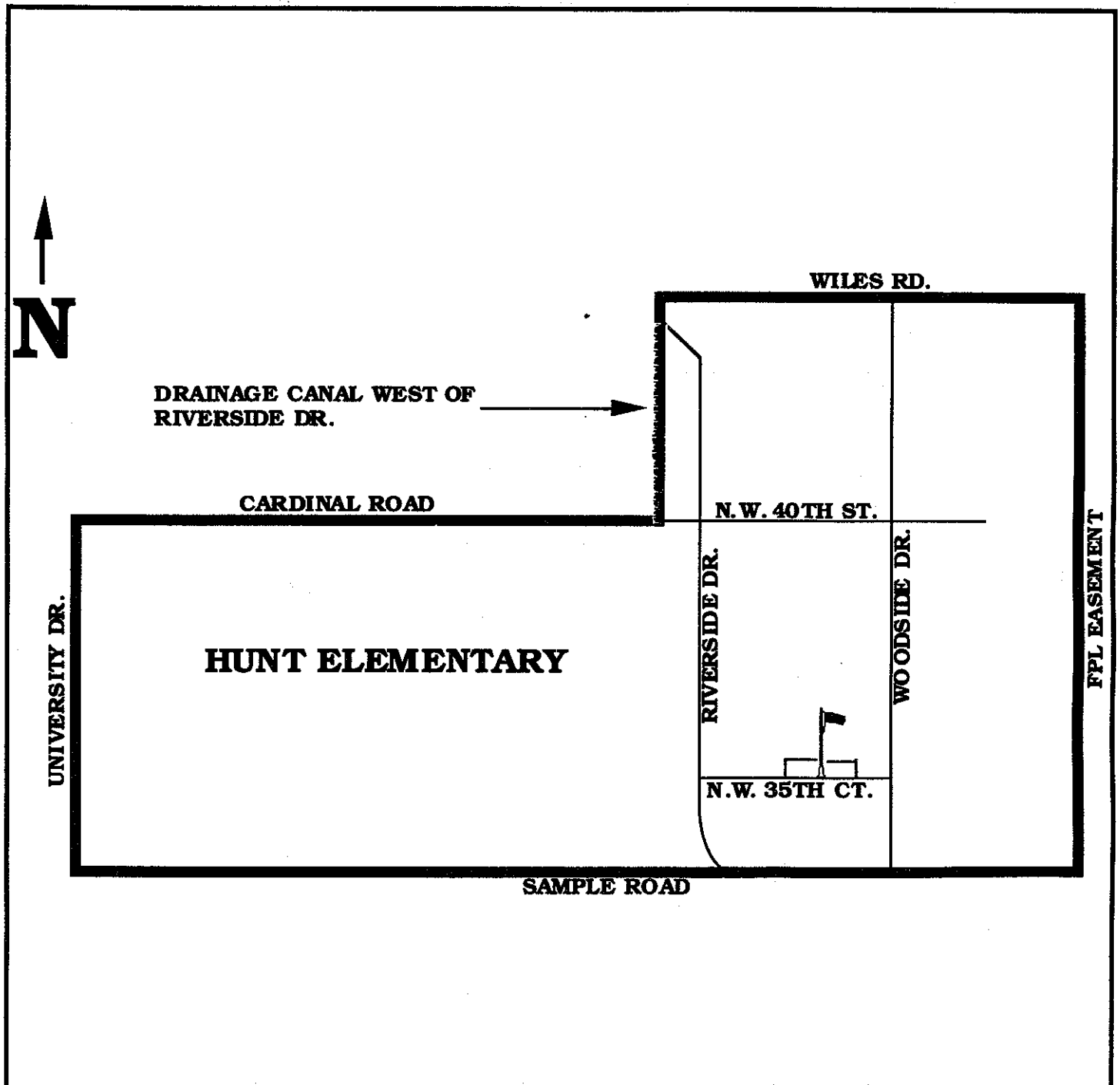
HORIZON ELEMENTARY
2101 PINE ISLAND ROAD
SUNRISE, FLORIDA 33322
572-1260

Boundaries in this book are for the 1995/96 school year only. The boundaries are established annually by the School Board. For current information on boundaries, please contact Pupil Placement at 765-6285.



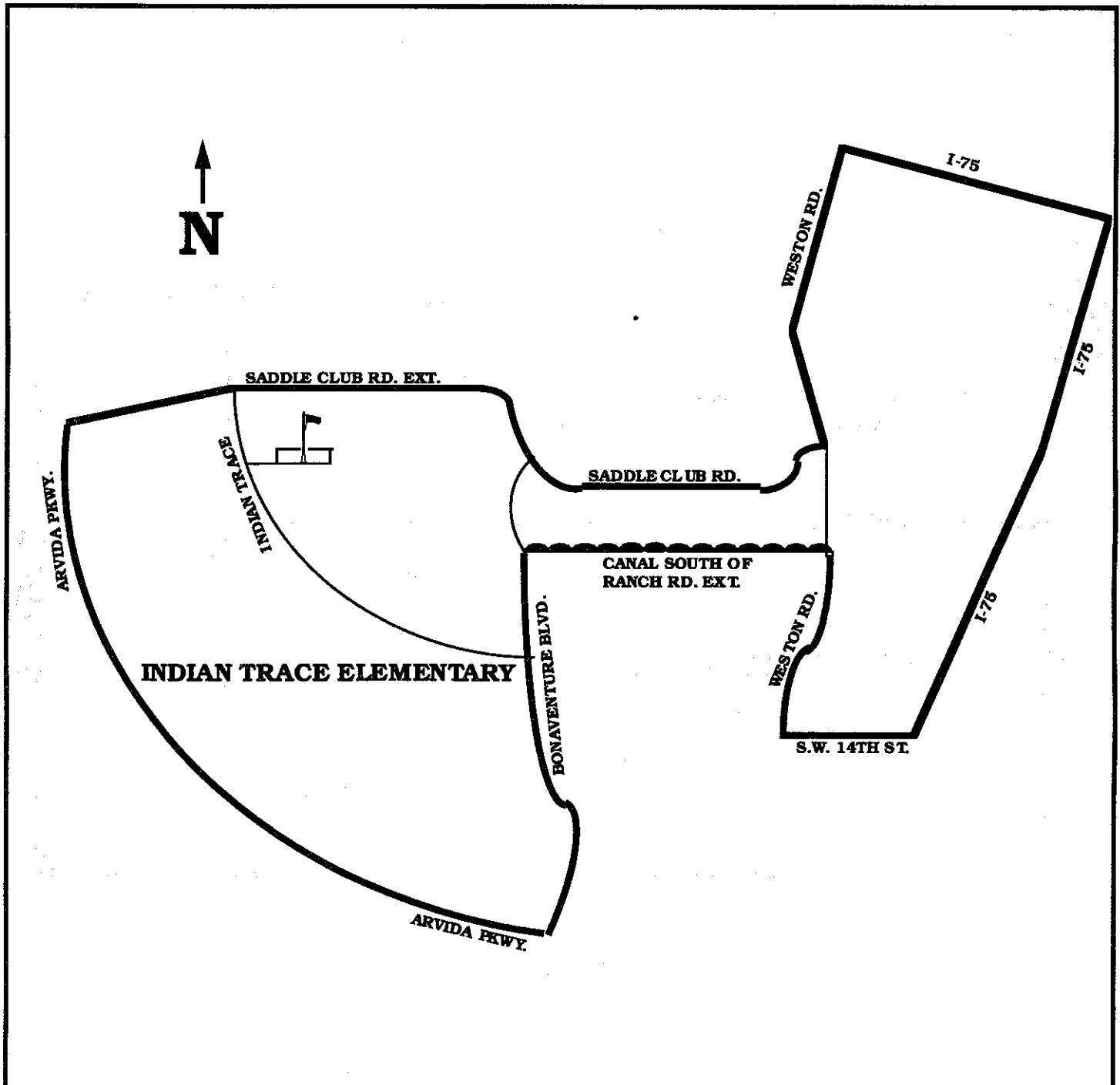
HUNT ELEMENTARY
7800 NW 35 COURT
CORAL SPRINGS, FLORIDA 33065
341-0450

Boundaries in this book are for the 1995/96 school year only. The boundaries are established annually by the School Board. For current information on boundaries, please contact Pupil Placement at 765-6285.



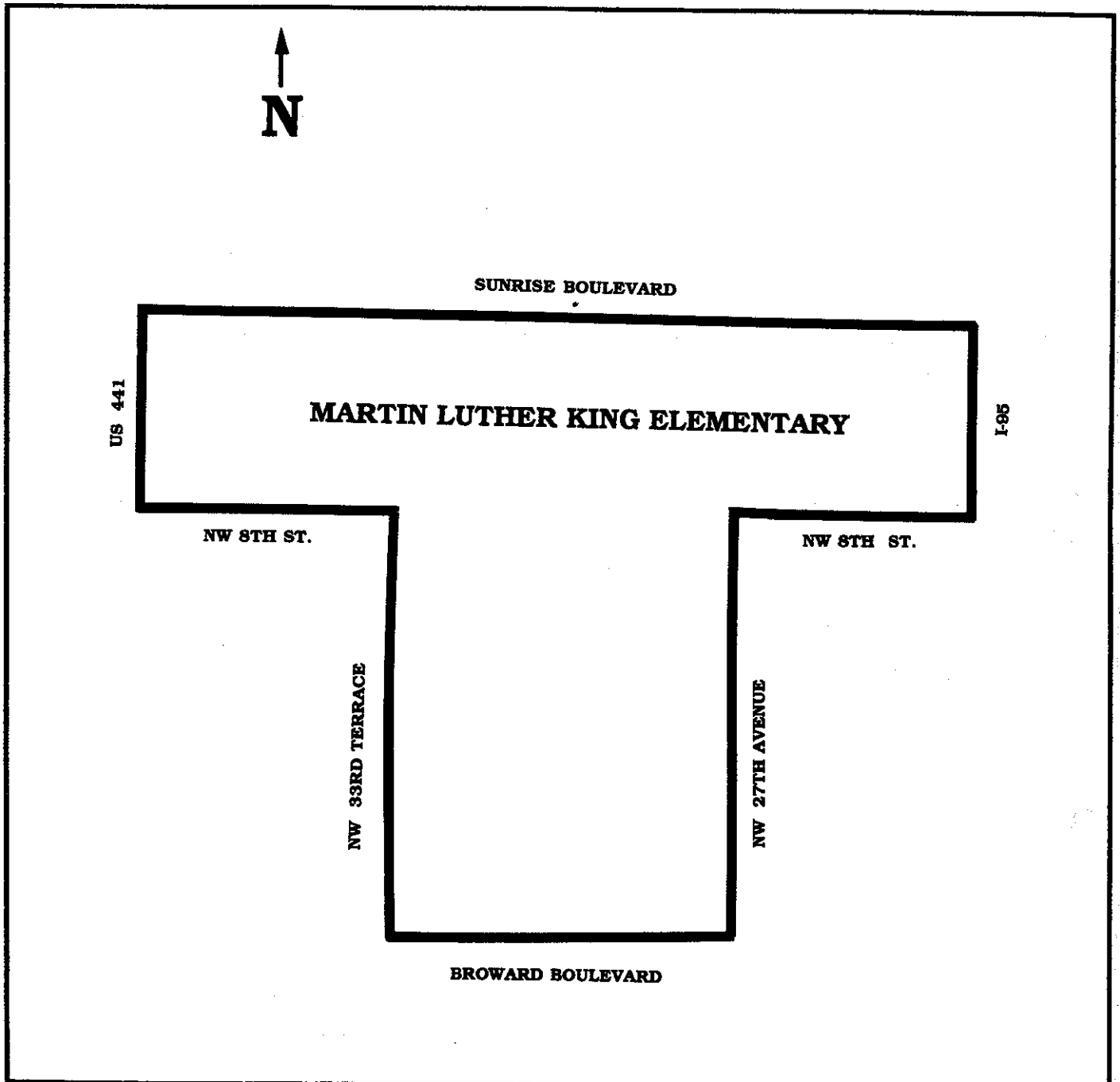
INDIAN TRACE ELEMENTARY
400 INDIAN TRACE
FORT LAUDERDALE, FLORIDA 33326
384-5100

Boundaries in this book are for the 1995/96 school year only. The boundaries are established annually by the School Board. For current information on boundaries, please contact Pupil Placement at 765-6285.



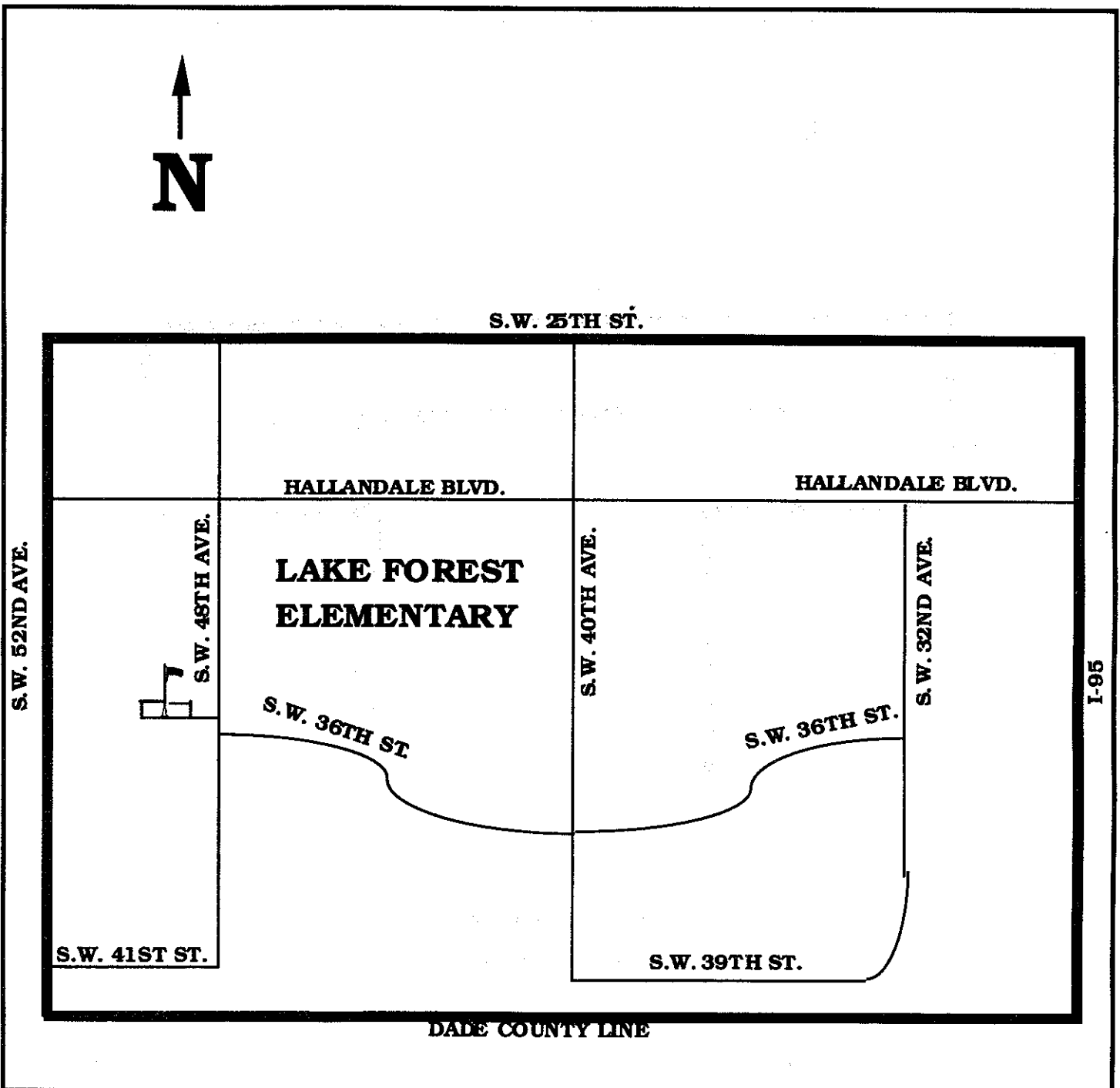
MARTIN LUTHER KING ELEMENTARY
591 NW 31 AVENUE
FORT LAUDERDALE, FLORIDA 33311
797-4380

Boundaries in this book are for the 1995/96 school year only. The boundaries are established annually by the School Board. For current information on boundaries, please contact Pupil Placement at 765-6285.



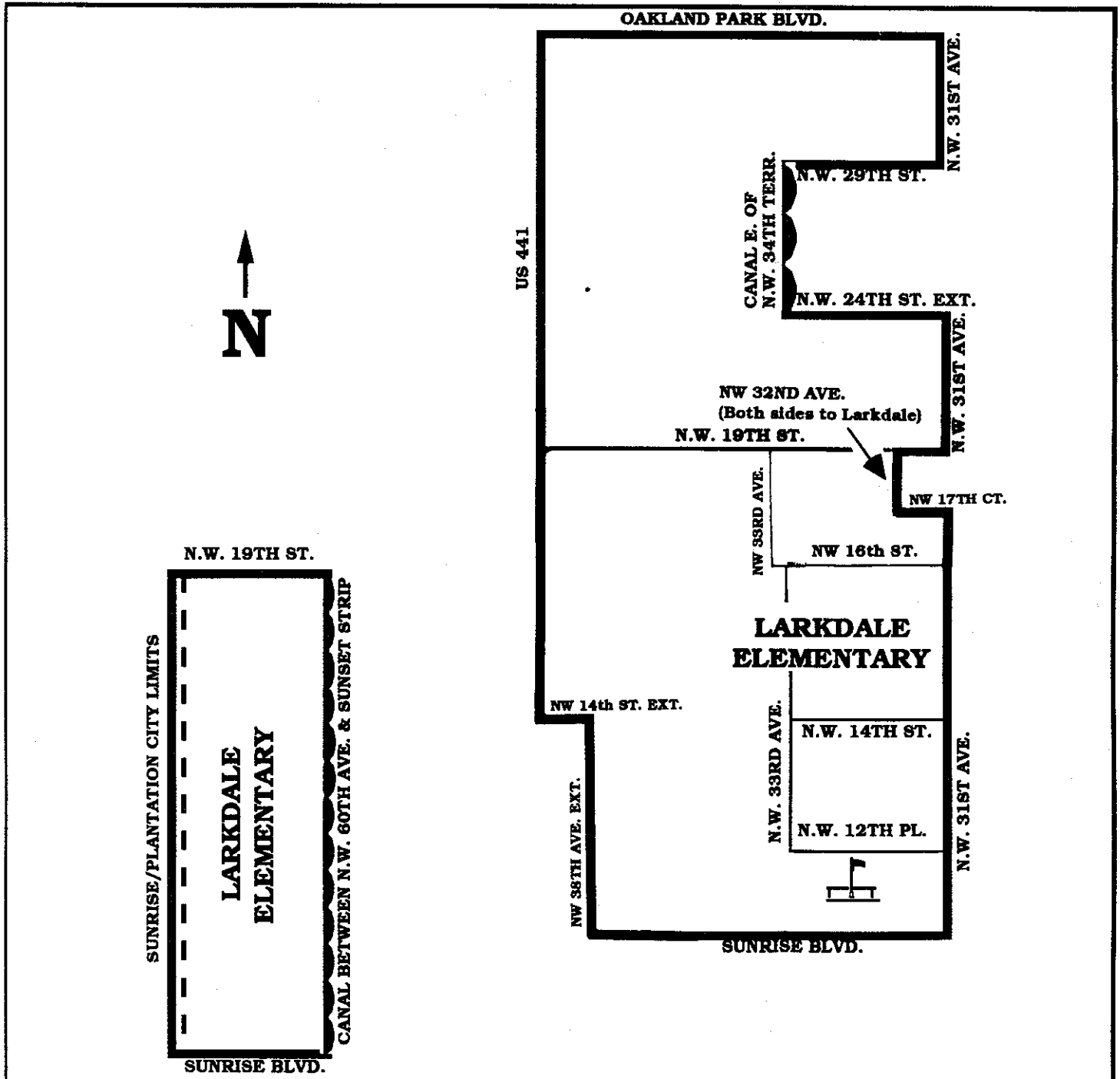
LAKE FOREST ELEMENTARY
3550 SW 48 AVENUE
HOLLYWOOD, FLORIDA 33023
985-2940

Boundaries in this book are for the 1995/96 school year only. The boundaries are established annually by the School Board. For current information on boundaries, please contact Pupil Placement at 765-6285.



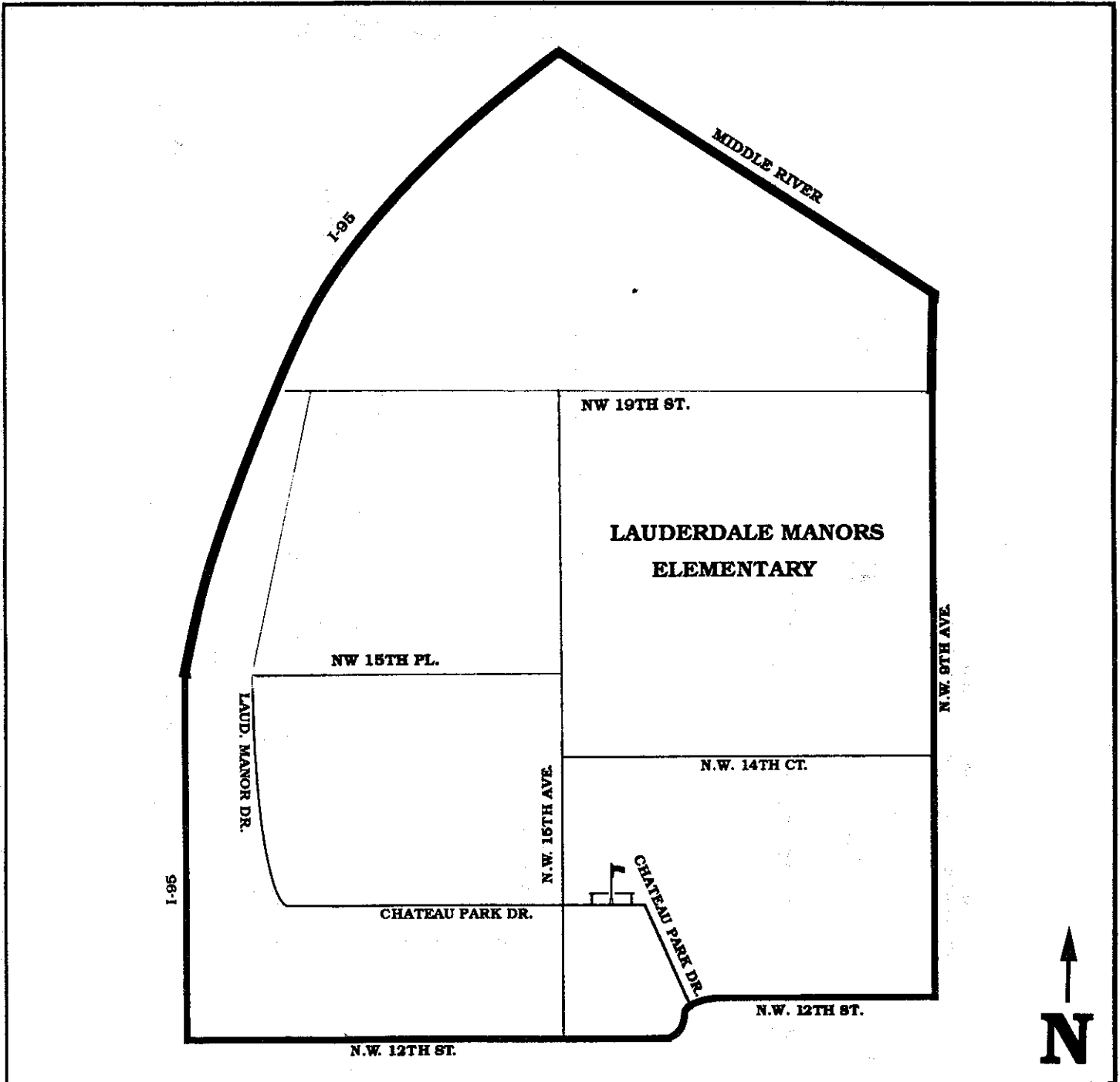
LARKDALE ELEMENTARY
3250 NW 12 PLACE
FORT LAUDERDALE, FLORIDA 33311
797-4690

Boundaries in this book are for the 1995/96 school year only. The boundaries are established annually by the School Board. For current information on boundaries, please contact Pupil Placement at 765-6285.



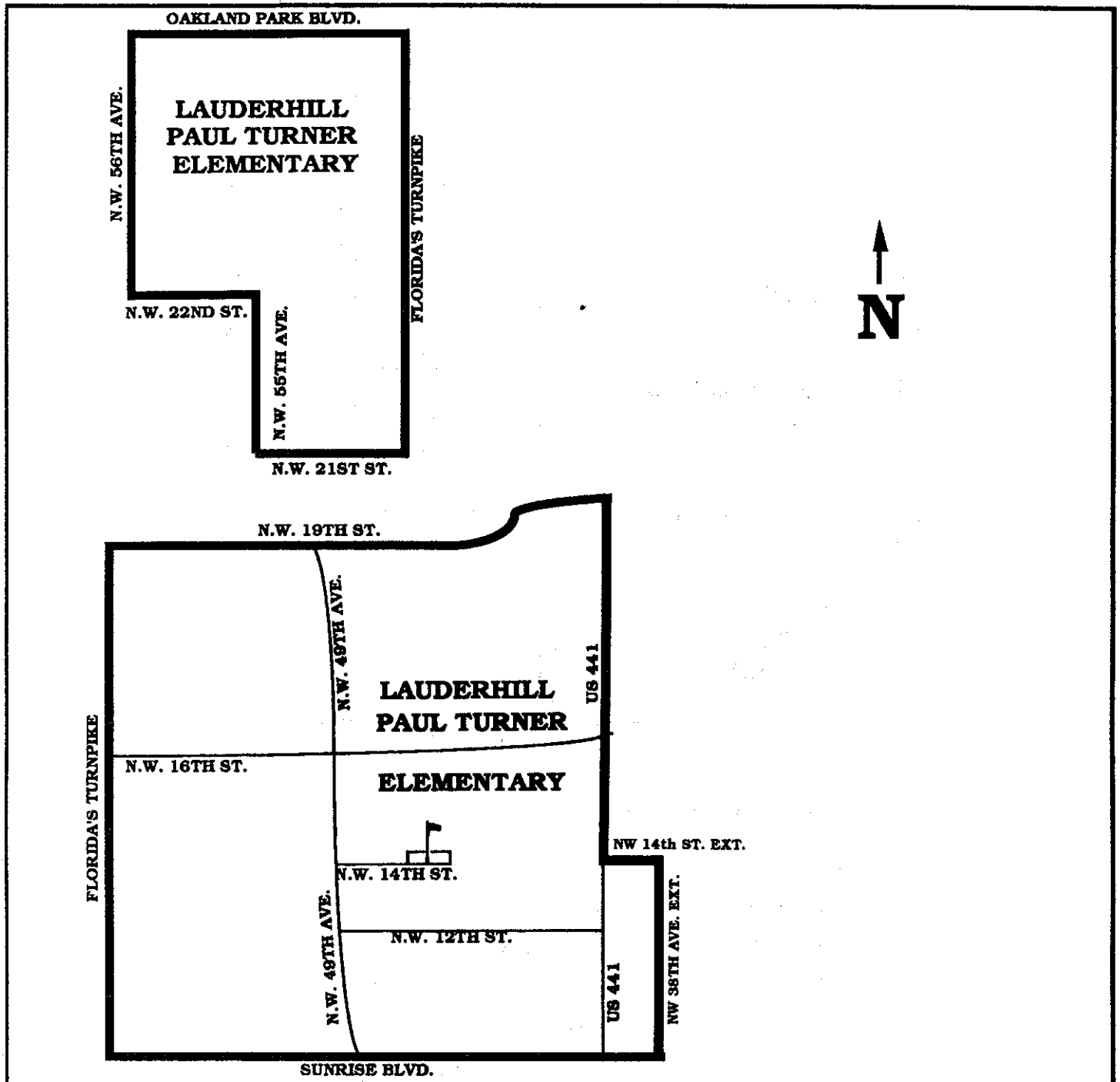
LAUDERDALE MANORS ELEMENTARY
1400 NW 14 COURT
FORT LAUDERDALE, FLORIDA 33311
765-6882

Boundaries in this book are for the 1995/96 school year only. The boundaries are established annually by the School Board. For current information on boundaries, please contact Pupil Placement at 765-6285.



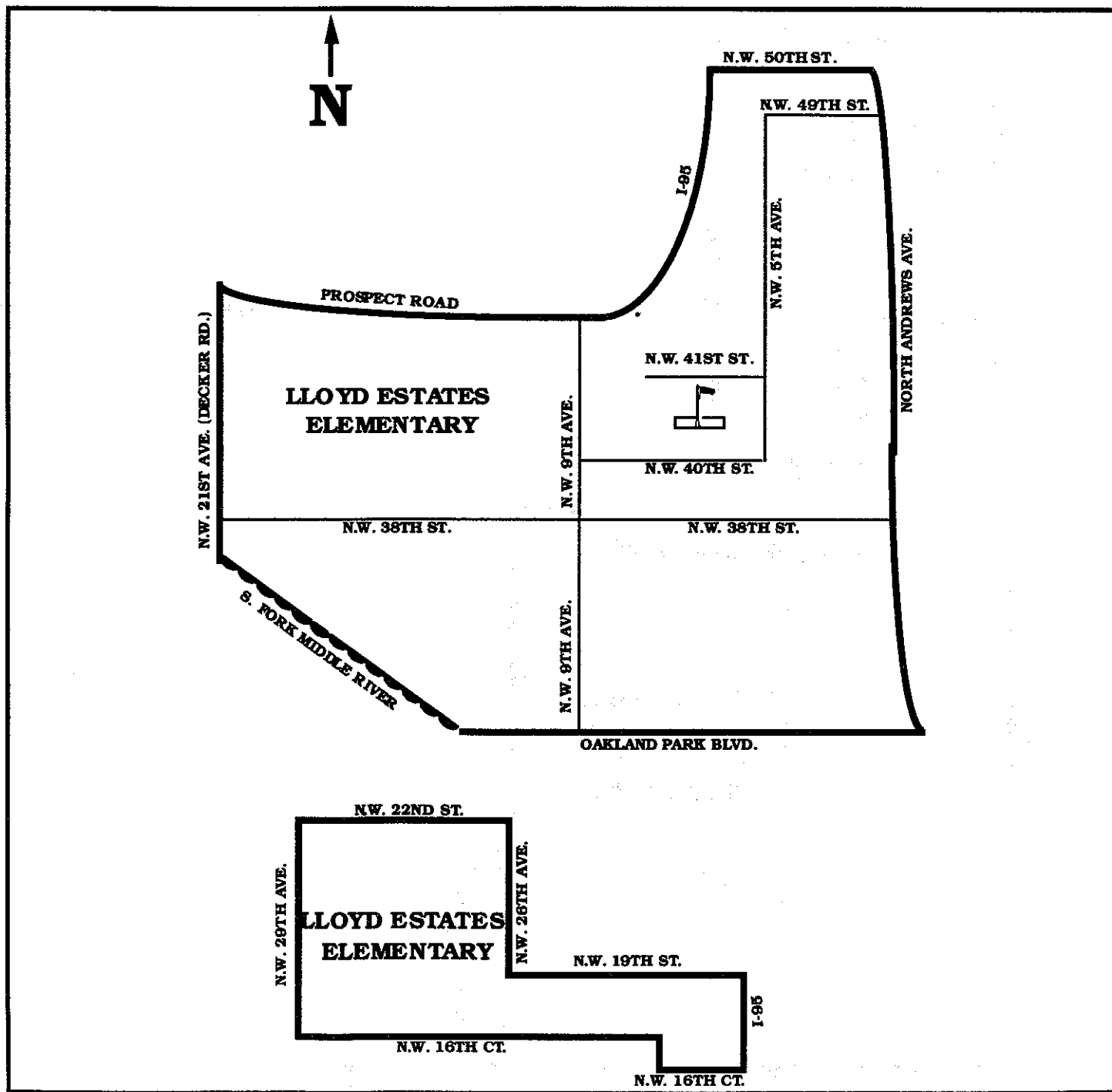
LAUDERHILL, P.T. ELEMENTARY
4747 NW 14 STREET
LAUDERHILL, FLORIDA 33313
497-3830

Boundaries in this book are for the 1995/96 school year only. The boundaries are established annually by the School Board. For current information on boundaries, please contact Pupil Placement at 765-6285.



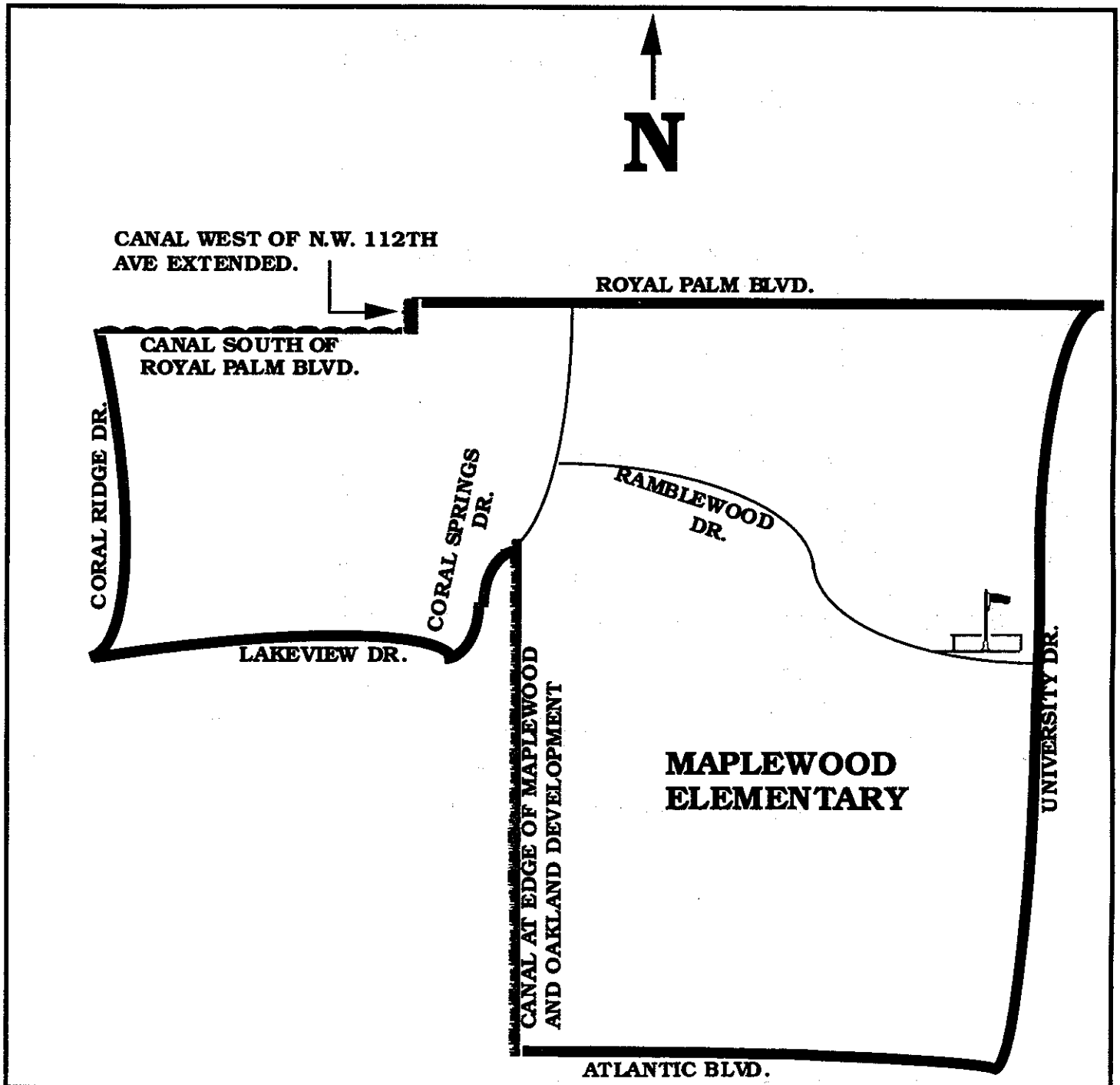
LLOYD ESTATES ELEMENTARY
750 NW 41 STREET
OAKLAND PARK, FLORIDA 33309
390-0780

Boundaries in this book are for the 1995/96 school year only. The boundaries are established annually by the School Board. For current information on boundaries, please contact Pupil Placement at 765-6285.



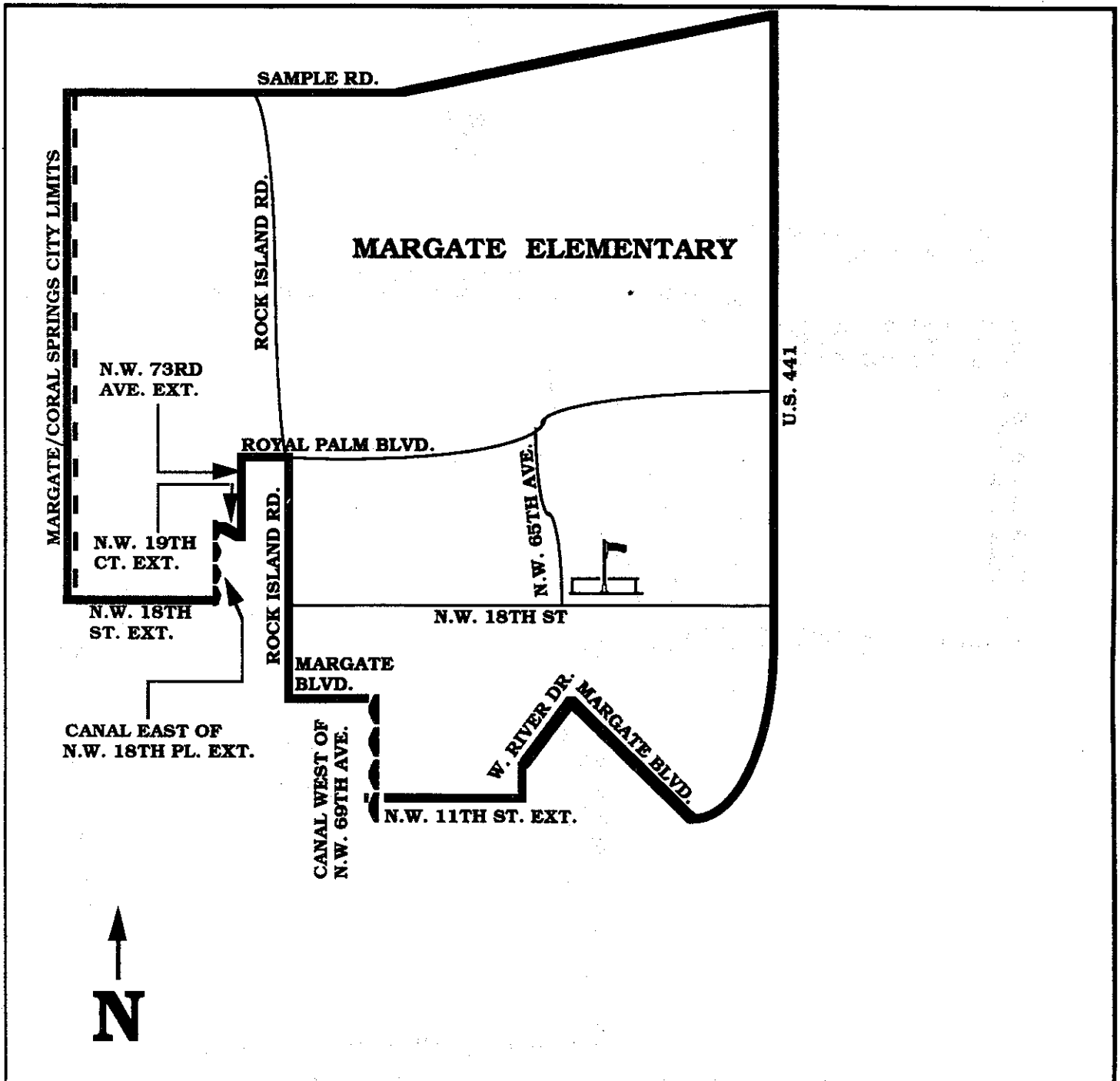
MAPLEWOOD ELEMENTARY
9850 RAMBLEWOOD DRIVE
CORAL SPRINGS, FLORIDA 33071
344-5840

Boundaries in this book are for the 1995/96 school year only. The boundaries are established annually by the School Board. For current information on boundaries, please contact Pupil Placement at 765-6285.



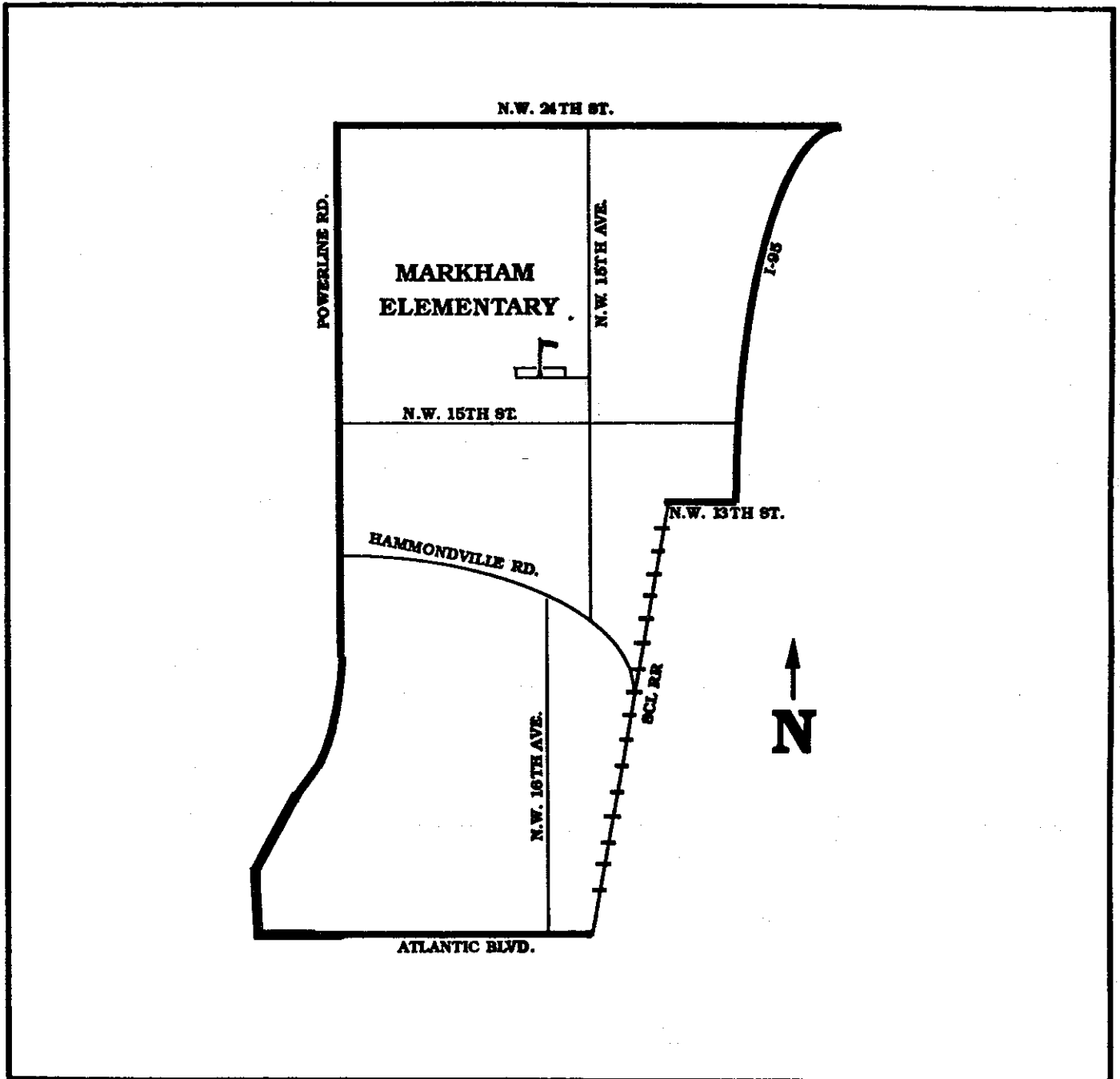
MARGATE ELEMENTARY
6300 NW 18 STREET
MARGATE, FLORIDA 33063
977-2200

Boundaries in this book are for the 1995/96 school year only. The boundaries are established annually by the School Board. For current information on boundaries, please contact Pupil Placement at 765-6285.



MARKHAM ELEMENTARY
1501 NW 15 AVENUE
POMPANO BEACH, FLORIDA 33060
977-2241

Boundaries in this book are for the 1995/96 school year only. The boundaries are established annually by the School Board. For current information on boundaries, please contact Pupil Placement at 765-6285.



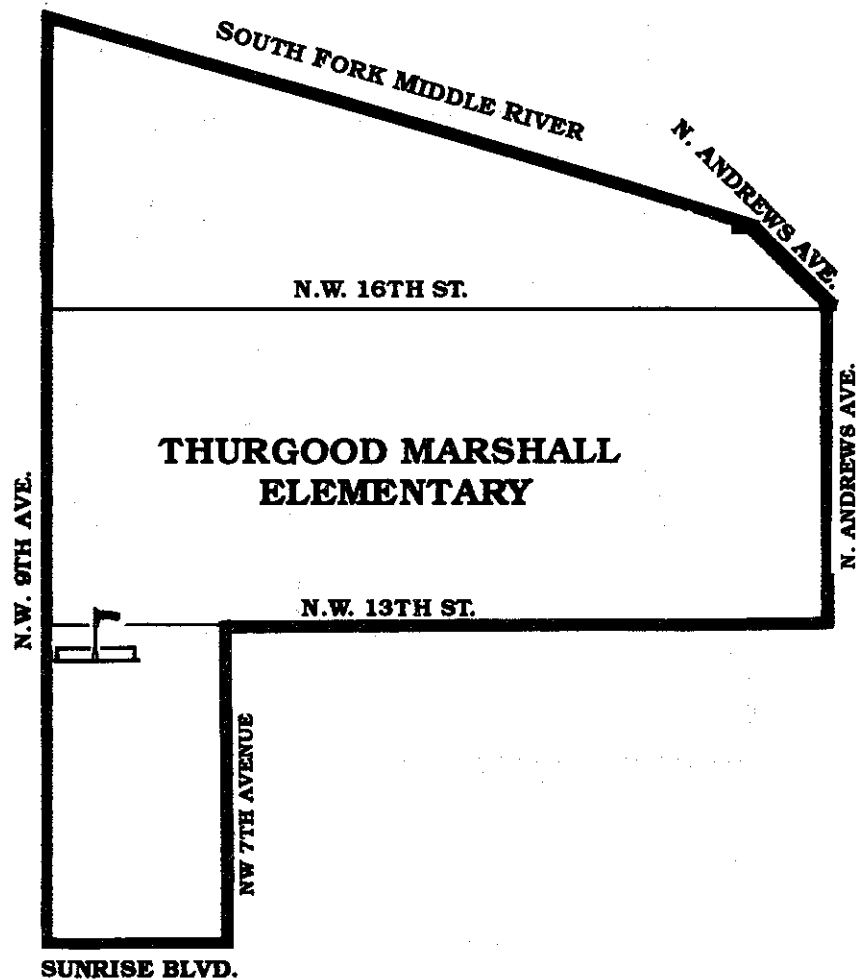
THURGOOD MARSHALL ELEMENTARY
800 NW 13 STREET
FORT LAUDERDALE, FLORIDA 33311
765-6959

Boundaries in this book are for the 1995/96 school year only. The boundaries are established annually by the School Board. For current information on boundaries, please contact Pupil Placement at 765-6285.

COMMUNICATION AND LANGUAGE MAGNET SCHOOL

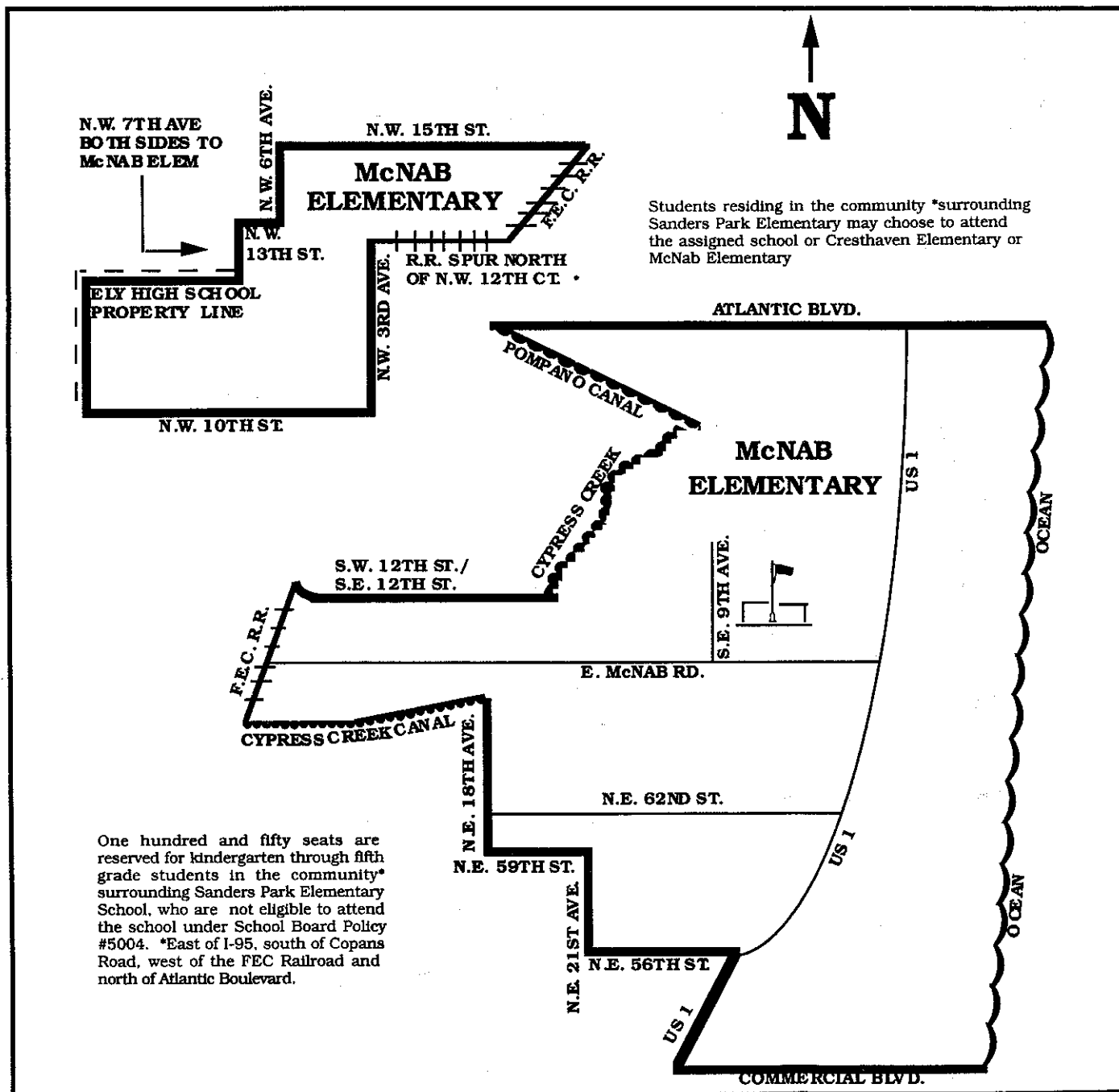
Students living within the boundary automatically attend this school. White students residing in the Central Area may apply for admission to the Communication and Language Magnet School. Admission requirements shall be in accordance with School Board Policy 5004.

Thurgood Marshall Elementary School is a School Near the Workplace for students whose parents/guardians work or attend school full-time in close proximity to the school.



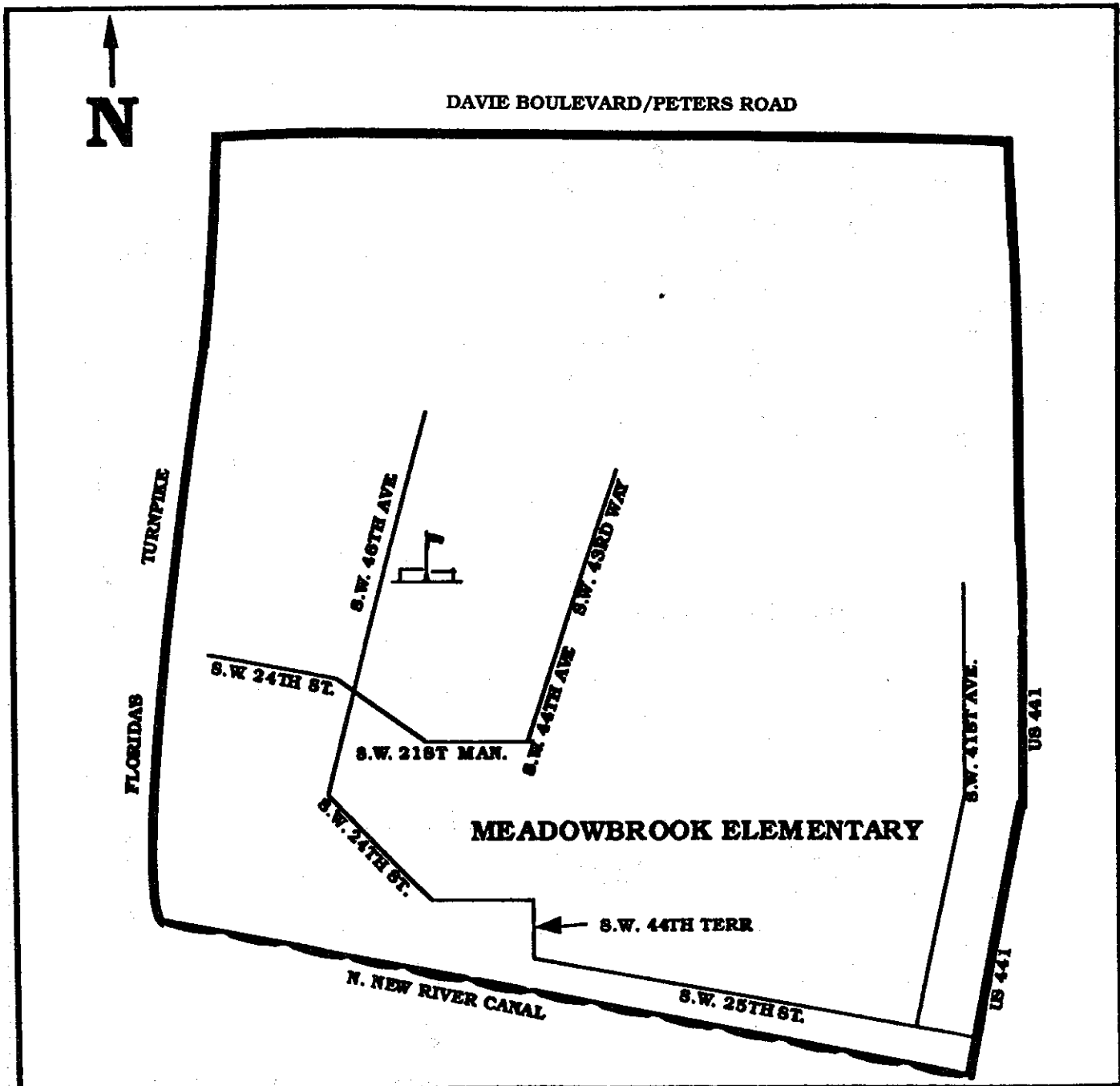
McNAB ELEMENTARY
 1350 SE 9 AVENUE
 POMPANO BEACH, FLORIDA 33060
 786-3515

Boundaries in this book are for the 1995/96 school year only. The boundaries are established annually by the School Board. For current information on boundaries, please contact Pupil Placement at 765-6285.



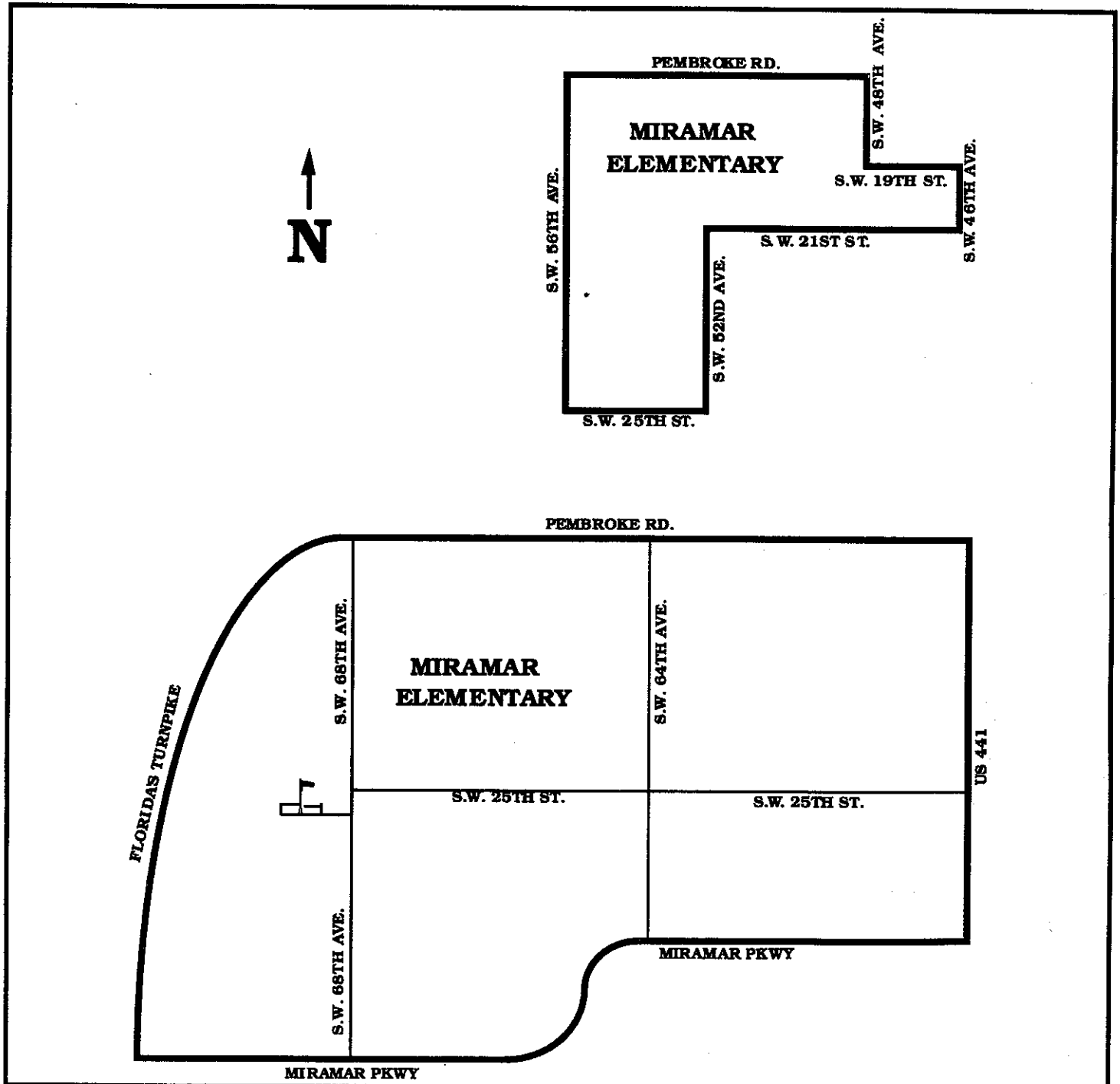
MEADOWBROOK ELEMENTARY
2300 SW 46 AVENUE
FORT LAUDERDALE, FLORIDA 33317
797-4270

Boundaries in this book are for the 1995/96 school year only. The boundaries are established annually by the School Board. For current information on boundaries, please contact Pupil Placement at 765-6285.



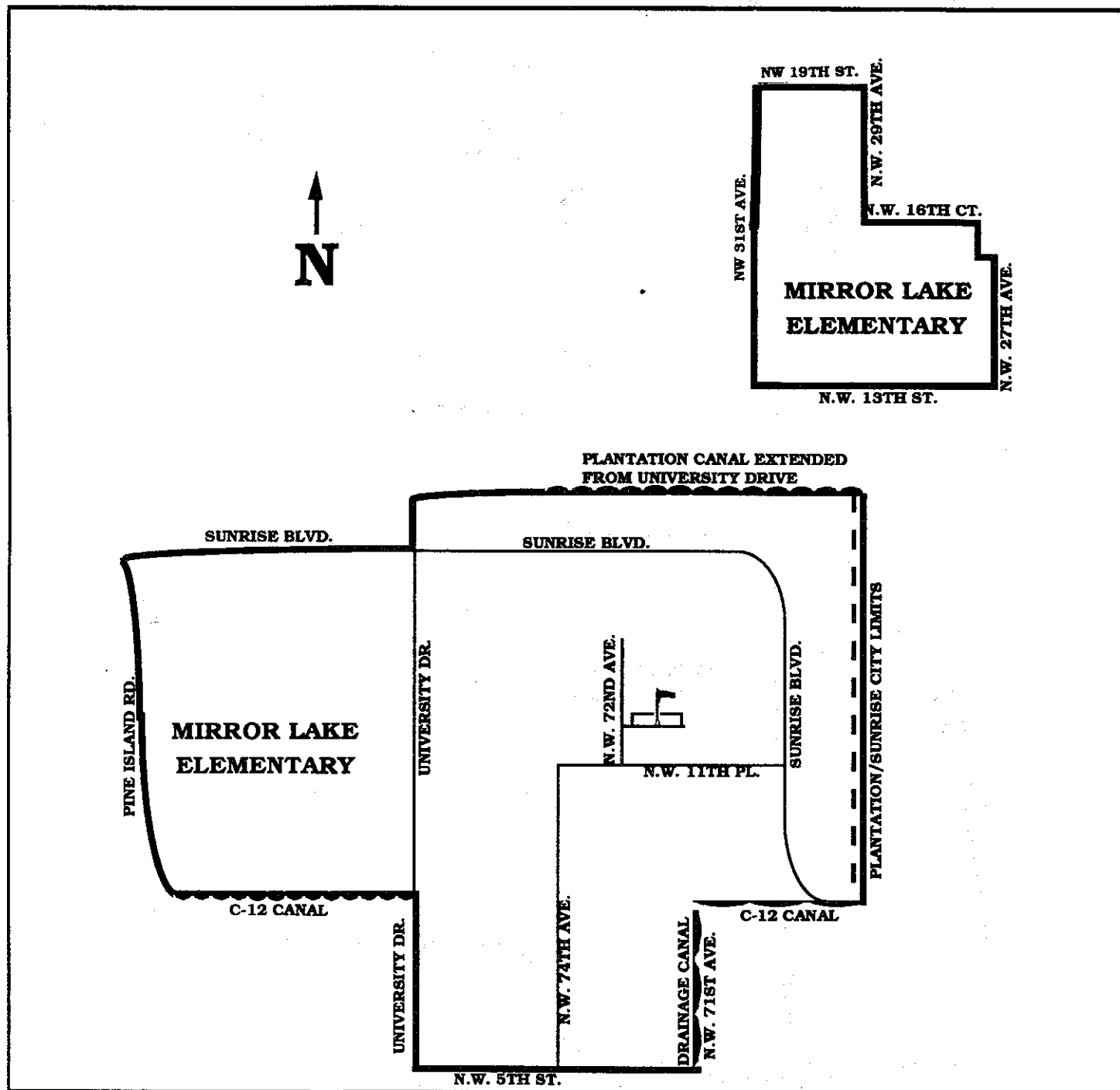
MIRAMAR ELEMENTARY
6831 SW 26 STREET
MIRAMAR, FLORIDA 33023
985-5465

Boundaries in this book are for the 1995/96 school year only. The boundaries are established annually by the School Board. For current information on boundaries, please contact Pupil Placement at 765-6285.



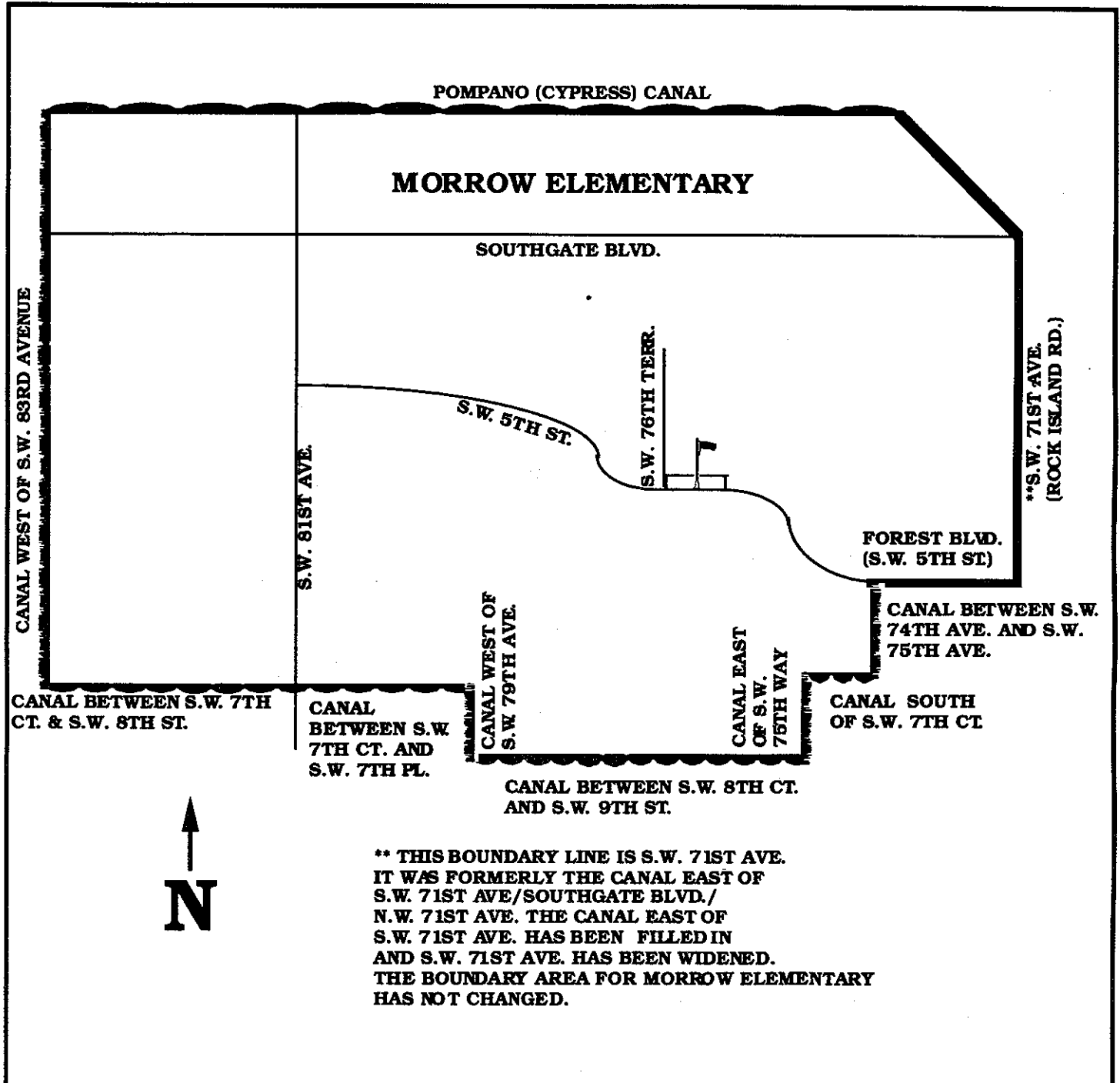
MIRROR LAKE ELEMENTARY
1200 NW 72 AVENUE
PLANTATION, FLORIDA 33313
797-4200

Boundaries in this book are for the 1995/96 school year only. The boundaries are established annually by the School Board. For current information on boundaries, please contact Pupil Placement at 765-6285.



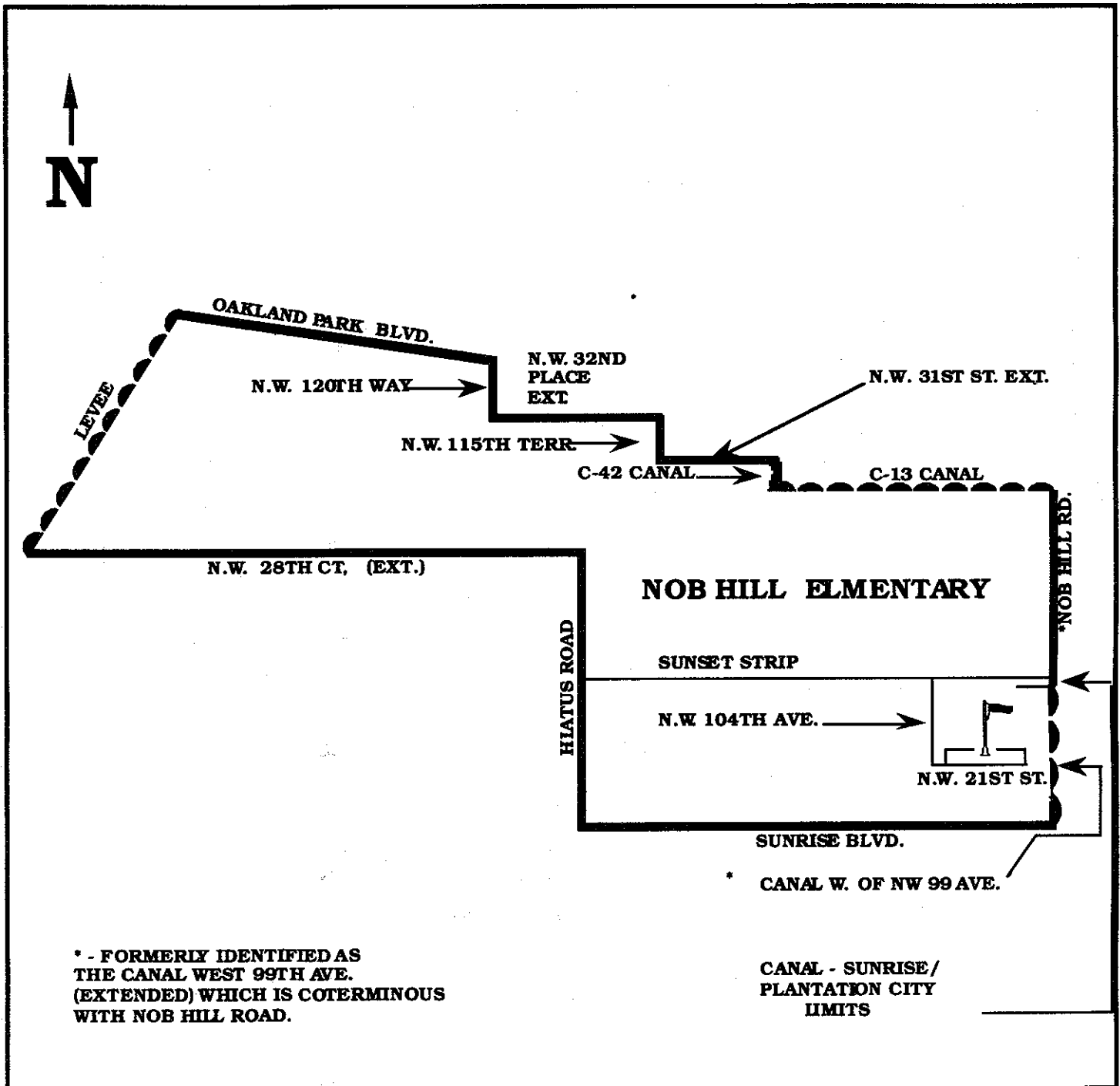
MORROW ELEMENTARY
408 SW 76 TERRACE
NORTH LAUDERDALE, FLORIDA 33068
726-7500

Boundaries in this book are for the 1995/96 school year only. The boundaries are established annually by the School Board. For current information on boundaries, please contact Pupil Placement at 765-6285.



NOB HILL ELEMENTARY
 2100 NW 104 AVENUE
 SUNRISE, FLORIDA 33322
 572-1240

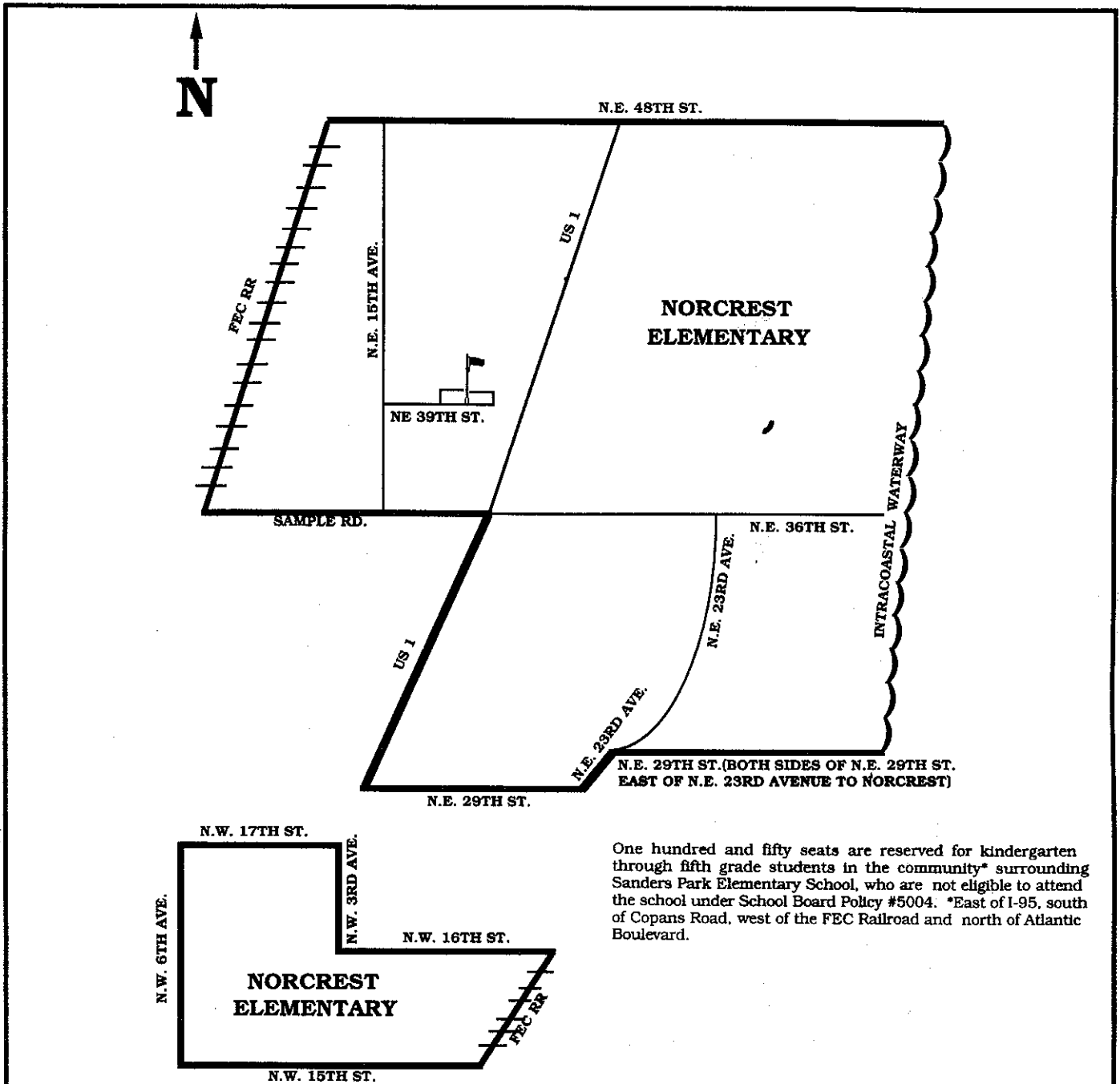
Boundaries in this book are for the 1995/96 school year only. The boundaries are established annually by the School Board. For current information on boundaries, please contact Pupil Placement at 765-6285.



NORCREST ELEMENTARY
 3951 NE 16 AVENUE
 POMPAÑO BEACH, FLORIDA 33064
 786-3720

Boundaries in this book are for the 1995/96 school year only. The boundaries are established annually by the School Board. For current information on boundaries, please contact Pupil Placement at 765-6285.

Students residing in the community *surrounding Sanders Park Elementary may choose to attend the assigned school or Cresthaven Elementary or McNab Elementary



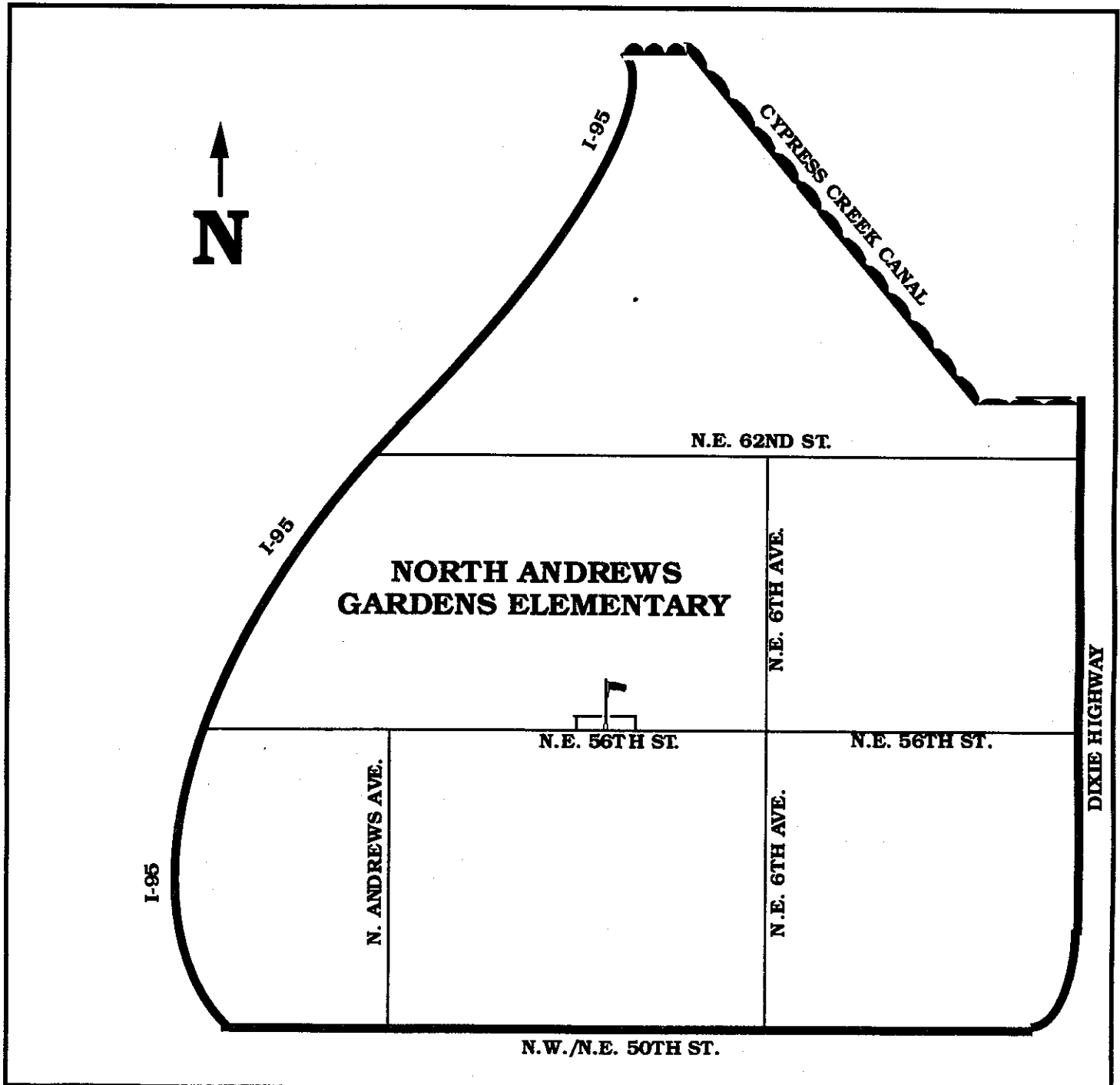
NORTH ANDREWS GARDENS ELEMENTARY

345 NE 56 STREET
FORT LAUDERDALE, FLORIDA 33334
928-0370

A MIRROR MAGNET FOR THE PERFORMING ARTS:

Students living within this boundary area automatically attend this school. Black students assigned to predominately black schools countywide may apply for admission to the Performing Arts Program. Admission requirements for those students applying to the program shall be in accordance with the provisions of School Board Policy #5004.

Boundaries in this book are for the 1995/96 school year only. The boundaries are established annually by the School Board. For current information on boundaries, please contact Pupil Placement at 765-6285.

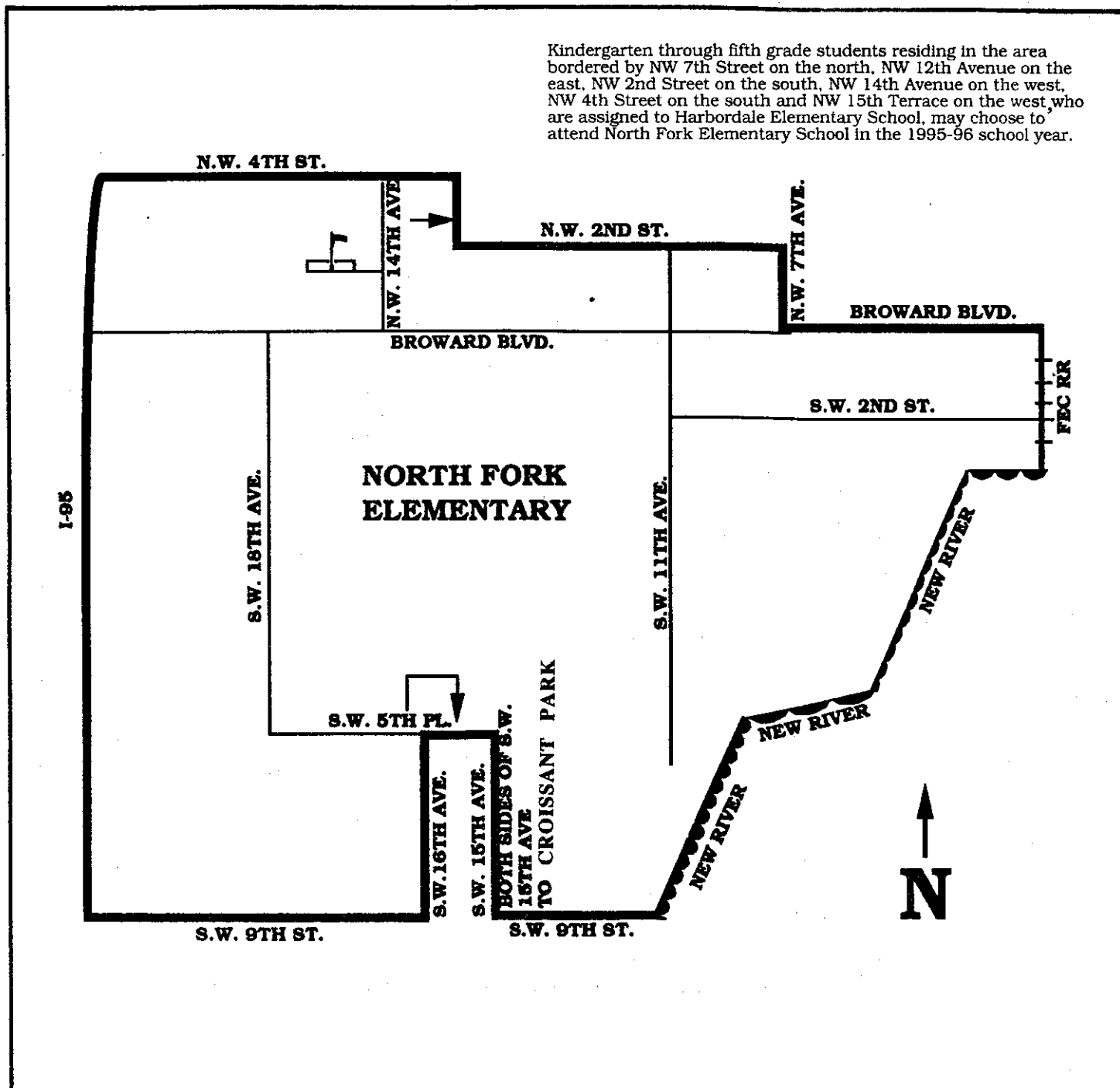


NORTH FORK ELEMENTARY
101 NW 15 AVENUE
FORT LAUDERDALE, FLORIDA 33311
765-6874

Boundaries in this book are for the 1995/96 school year only. The boundaries are established annually by the School Board. For current information on boundaries, please contact Pupil Placement at 765-6285.

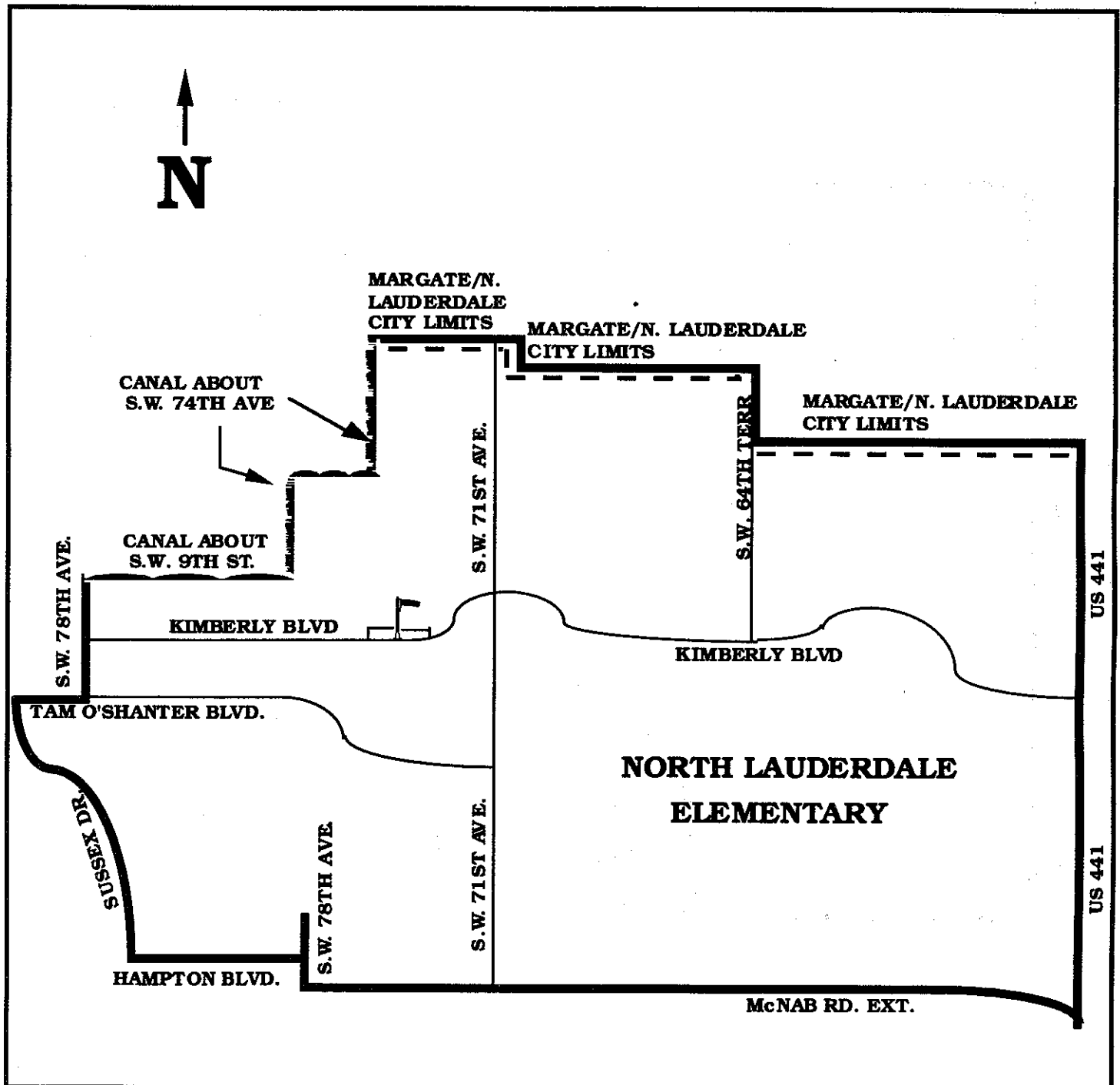
North Fork Elementary School is a School Near the Workplace for students whose parents/guardians work or attend school full-time in close proximity to the school.

Kindergarten through fifth grade students residing in the area bordered by NW 7th Street on the north, NW 12th Avenue on the east, NW 2nd Street on the south, NW 14th Avenue on the west, who are assigned to Harbordale Elementary School, may choose to attend North Fork Elementary School in the 1995-96 school year.



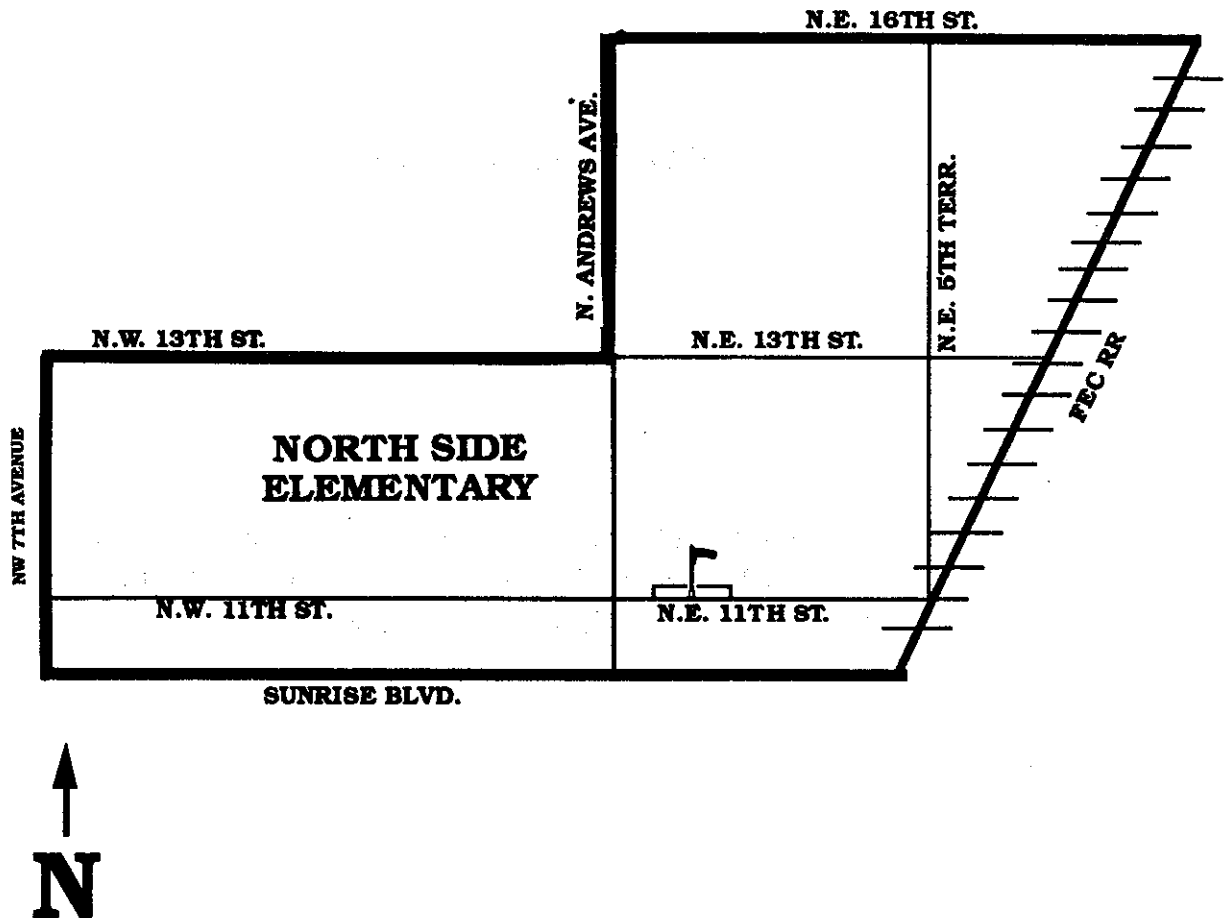
NORTH LAUDERDALE ELEMENTARY
7500 KIMBERLY BLVD
NORTH LAUDERDALE, FLORIDA 33068
726-7550

Boundaries in this book are for the 1995/96 school year only. The boundaries are established annually by the School Board. For current information on boundaries, please contact Pupil Placement at 765-6285.



NORTH SIDE ELEMENTARY
120 NE 11 STREET
FORT LAUDERDALE, FLORIDA 33304
765-6886

Boundaries in this book are for the 1995/96 school year only. The boundaries are established annually by the School Board. For current information on boundaries, please contact Pupil Placement at 765-6285.



NOVA BLANCHE FORMAN ELEMENTARY
3521 DAVIE ROAD
DAVIE, FLORIDA 33314
370-1788

Boundaries in this book are for the 1995/96 school year only. The boundaries are established annually by the School Board. For current information on boundaries, please contact Pupil Placement at 765-6285.

1995-96 School Year

A Research and Development Center. Vacancies are filled by applicants who reside in Broward County. Admittance will be made according to School Board Policy.

NOVA EISENHOWER ELEM.
6501 SW 39 STREET
DAVIE, FLORIDA 33314
370-1777

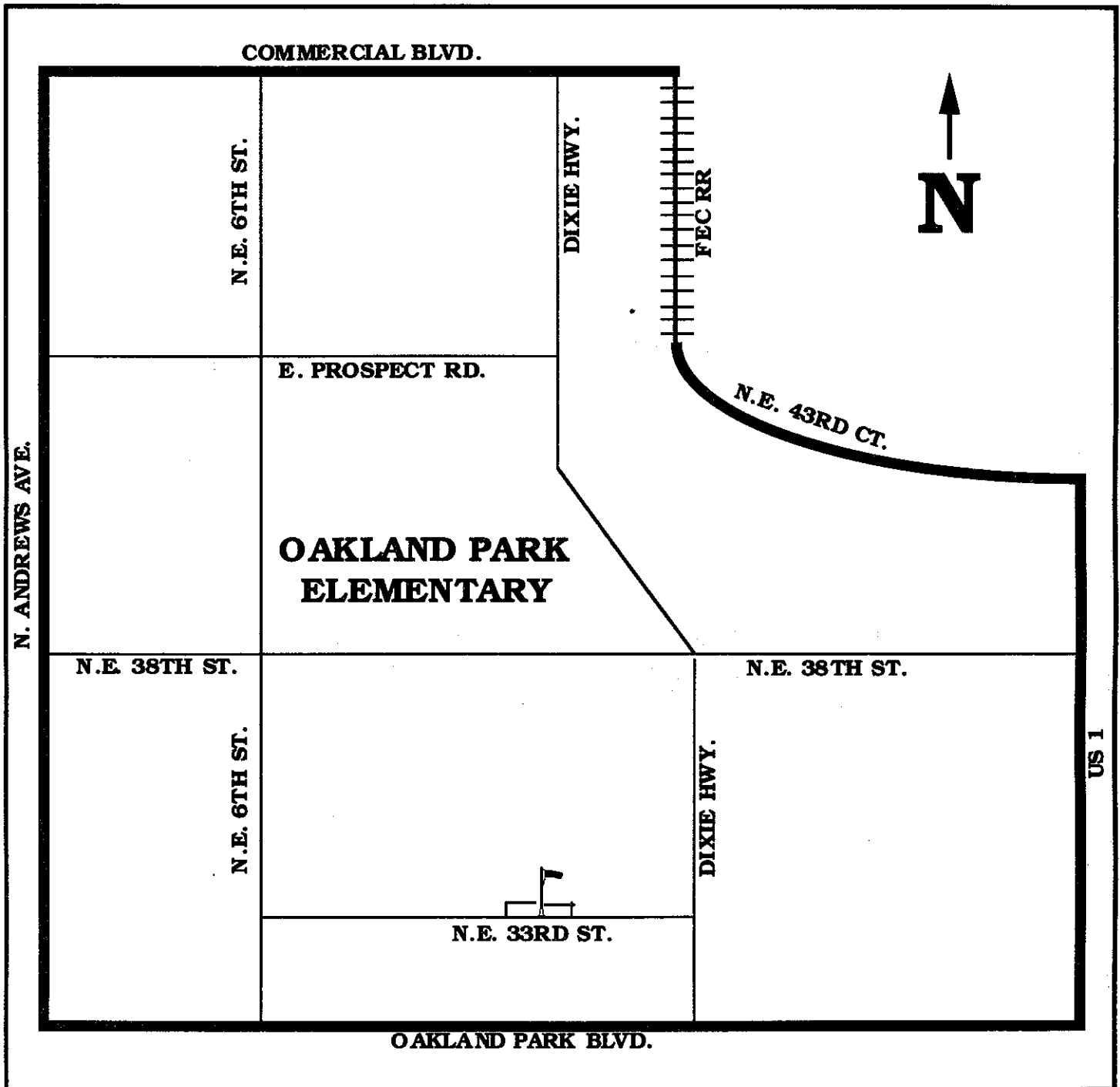
Boundaries in this book are for the 1995/96 school year only. The boundaries are established annually by the School Board. For current information on boundaries, please contact Pupil Placement at 765-6285.

1995-96 School Year

A Research and Development Center. Vacancies are filled by applicants who reside in Broward County. Admittance will be made according to School Board Policy.

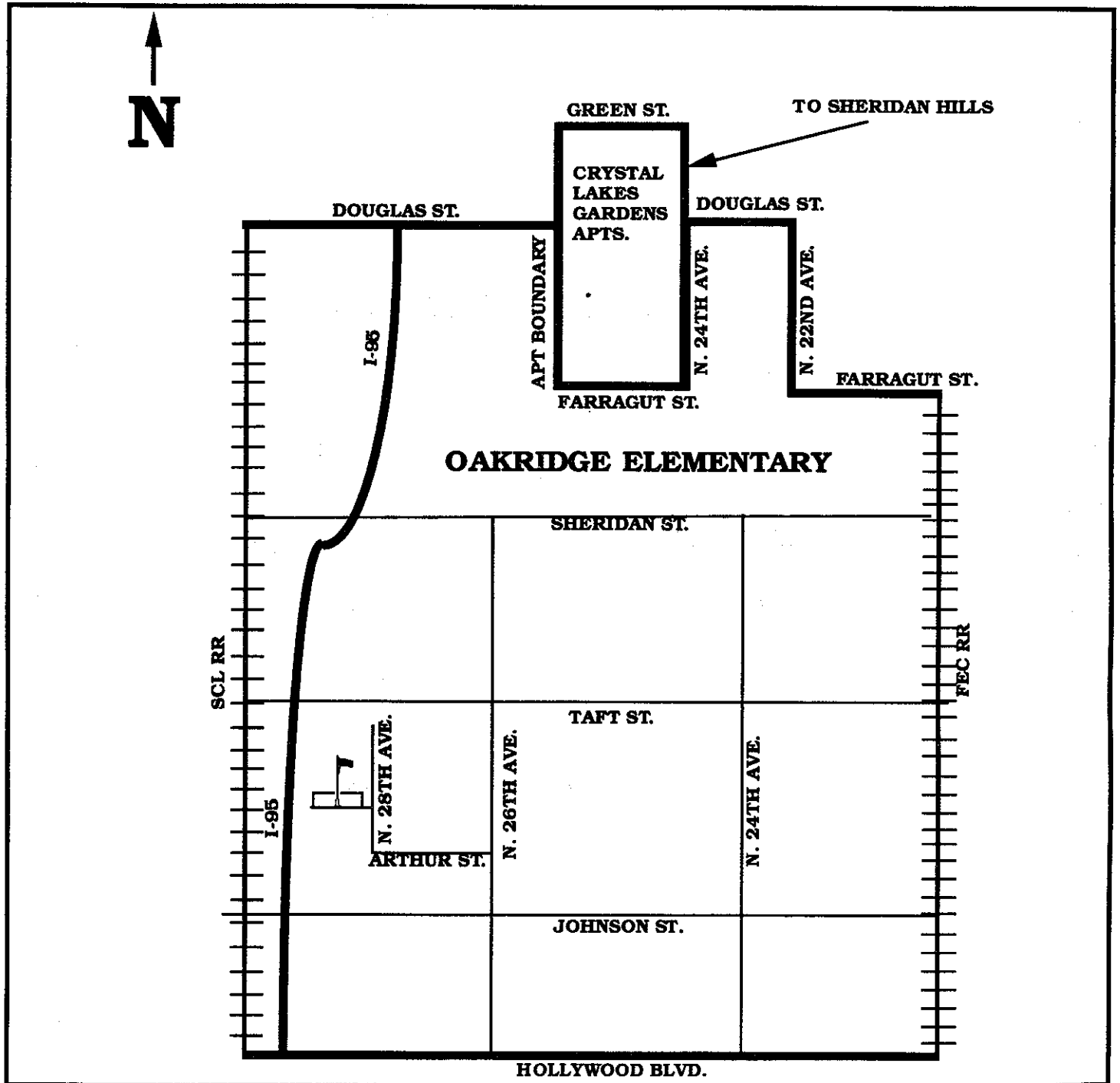
OAKLAND PARK ELEMENTARY
936 NE 33 STREET
OAKLAND PARK, FLORIDA 33334
390-0790

Boundaries in this book are for the 1995/96 school year only. The boundaries are established annually by the School Board. For current information on boundaries, please contact Pupil Placement at 765-6285.



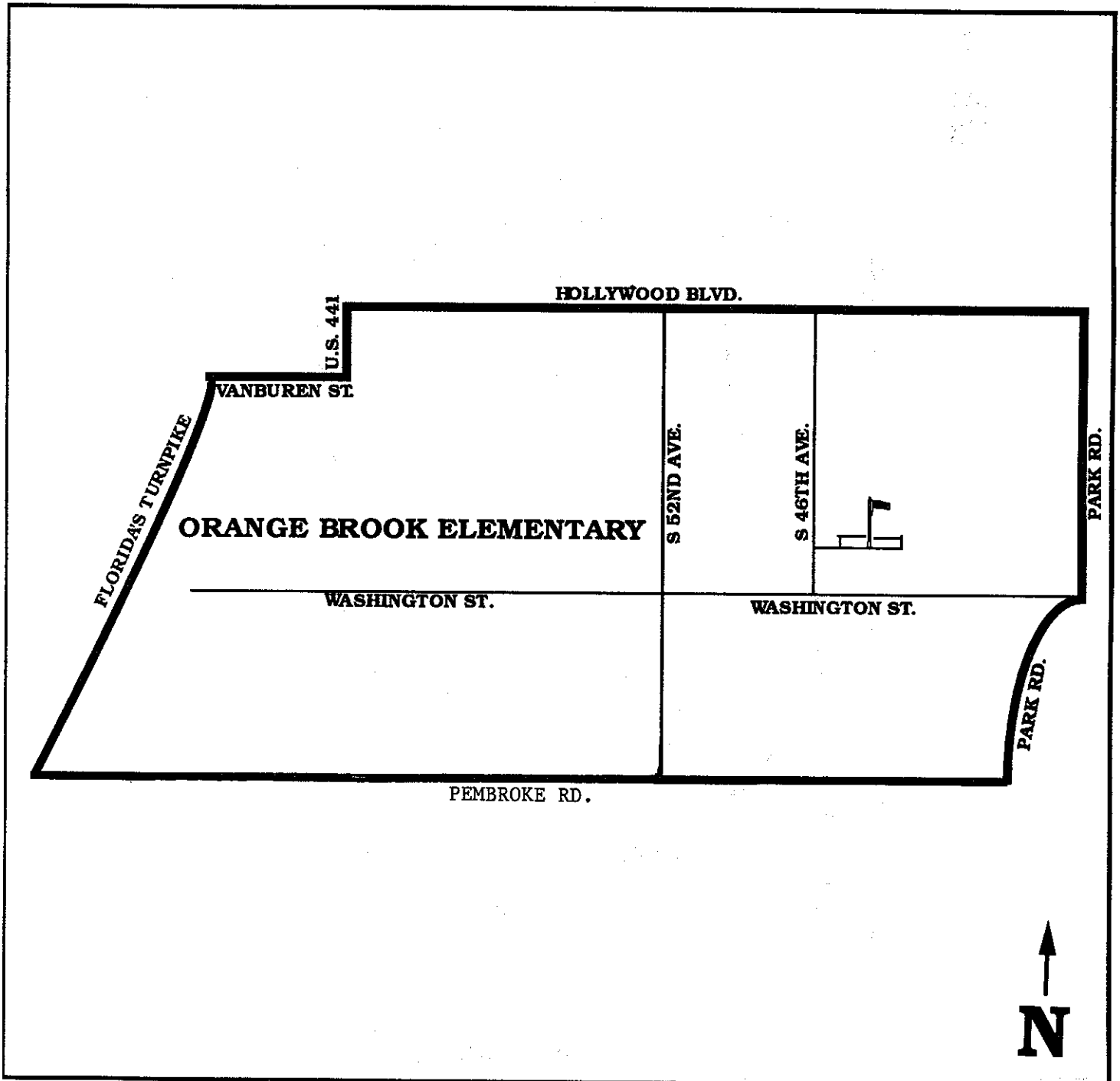
OAKRIDGE ELEMENTARY
1507 N 28 AVE
HOLLYWOOD, FLORIDA 33020
926-0940

Boundaries in this book are for the 1995/96 school year only. The boundaries are established annually by the School Board. For current information on boundaries, please contact Pupil Placement at 765-6285.



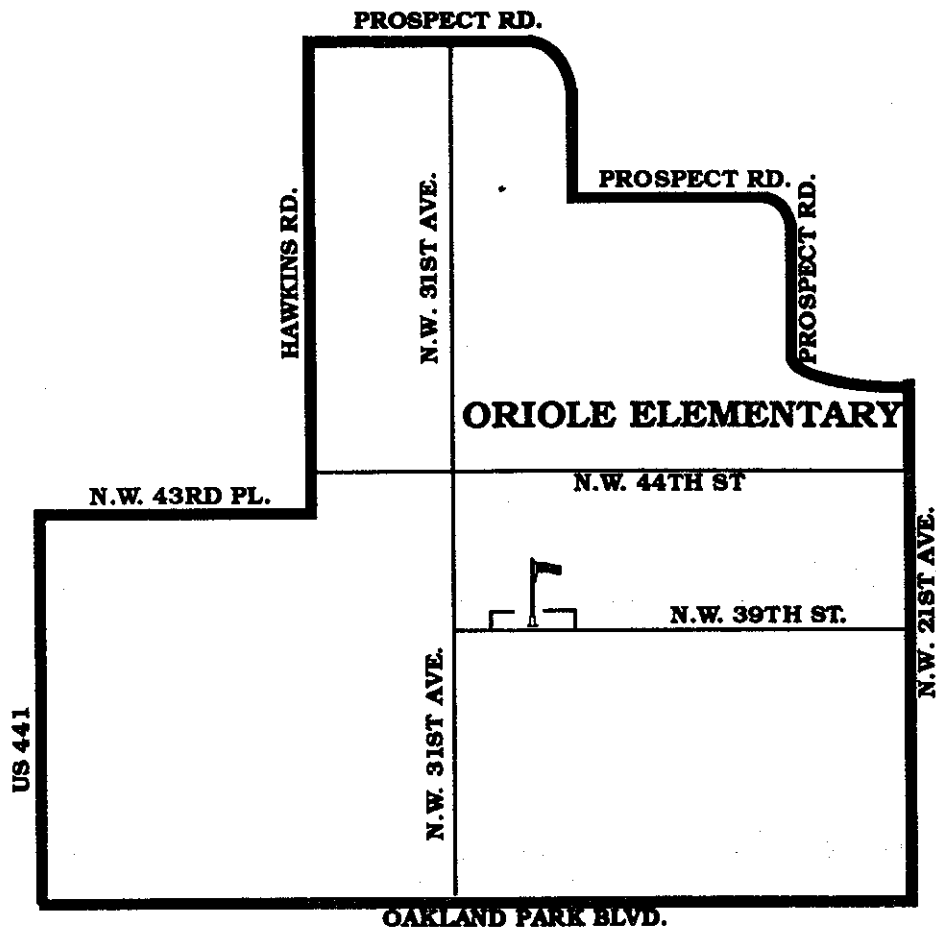
ORANGE BROOK ELEMENTARY
715 S 46 AVENUE
HOLLYWOOD, FLORIDA 33021
985-2920

Boundaries in this book are for the 1995/96 school year only. The boundaries are established annually by the School Board. For current information on boundaries, please contact Pupil Placement at 765-6285.



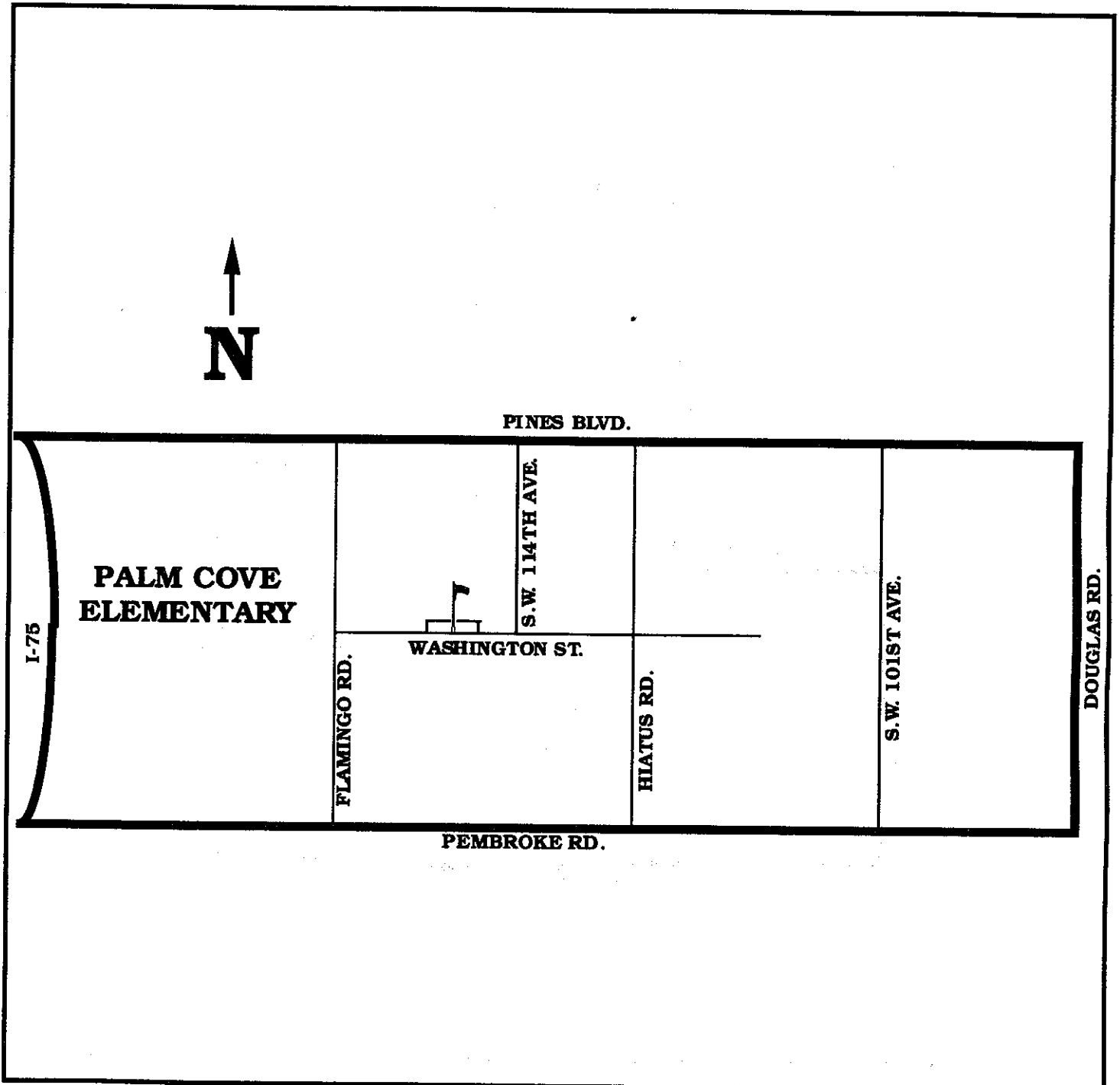
ORIOLE ELEMENTARY
3081 NW 39 STREET
LAUDERDALE LAKES, FLORIDA 33309
497-3930

Boundaries in this book are for the 1995/96 school year only. The boundaries are established annually by the School Board. For current information on boundaries, please contact Pupil Placement at 765-6285.



PALM COVE ELEMENTARY
11601 WASHINGTON STREET
PEMBROKE PINES, FLORIDA 33025
436-4000

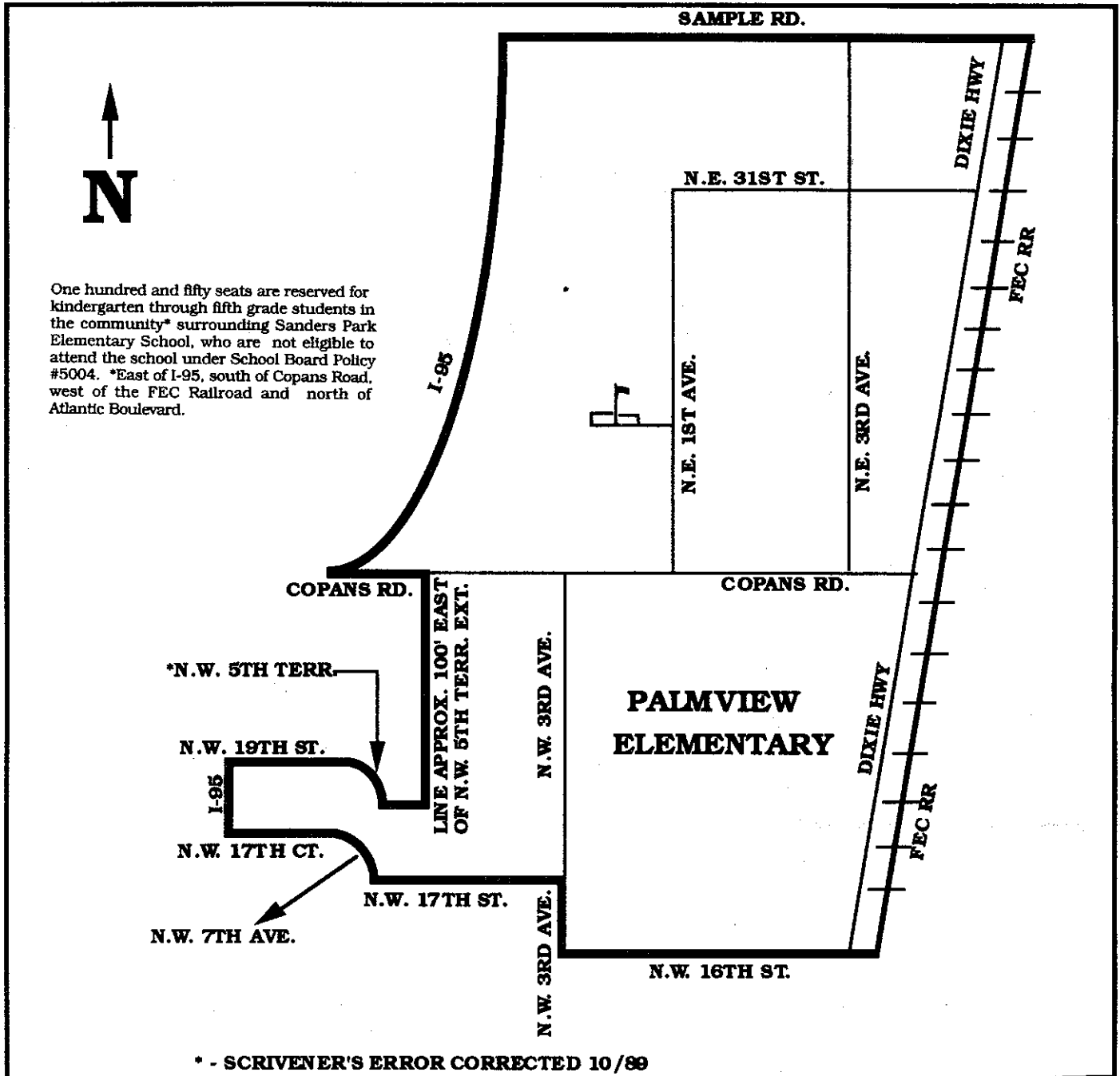
Boundaries in this book are for the 1995/96 school year only. The boundaries are established annually by the School Board. For current information on boundaries, please contact Pupil Placement at 765-6285.



PALMVIEW ELEMENTARY
 2601 NE 1 AVENUE
 POMPAN0 BEACH, FLORIDA 33064
 786-3788

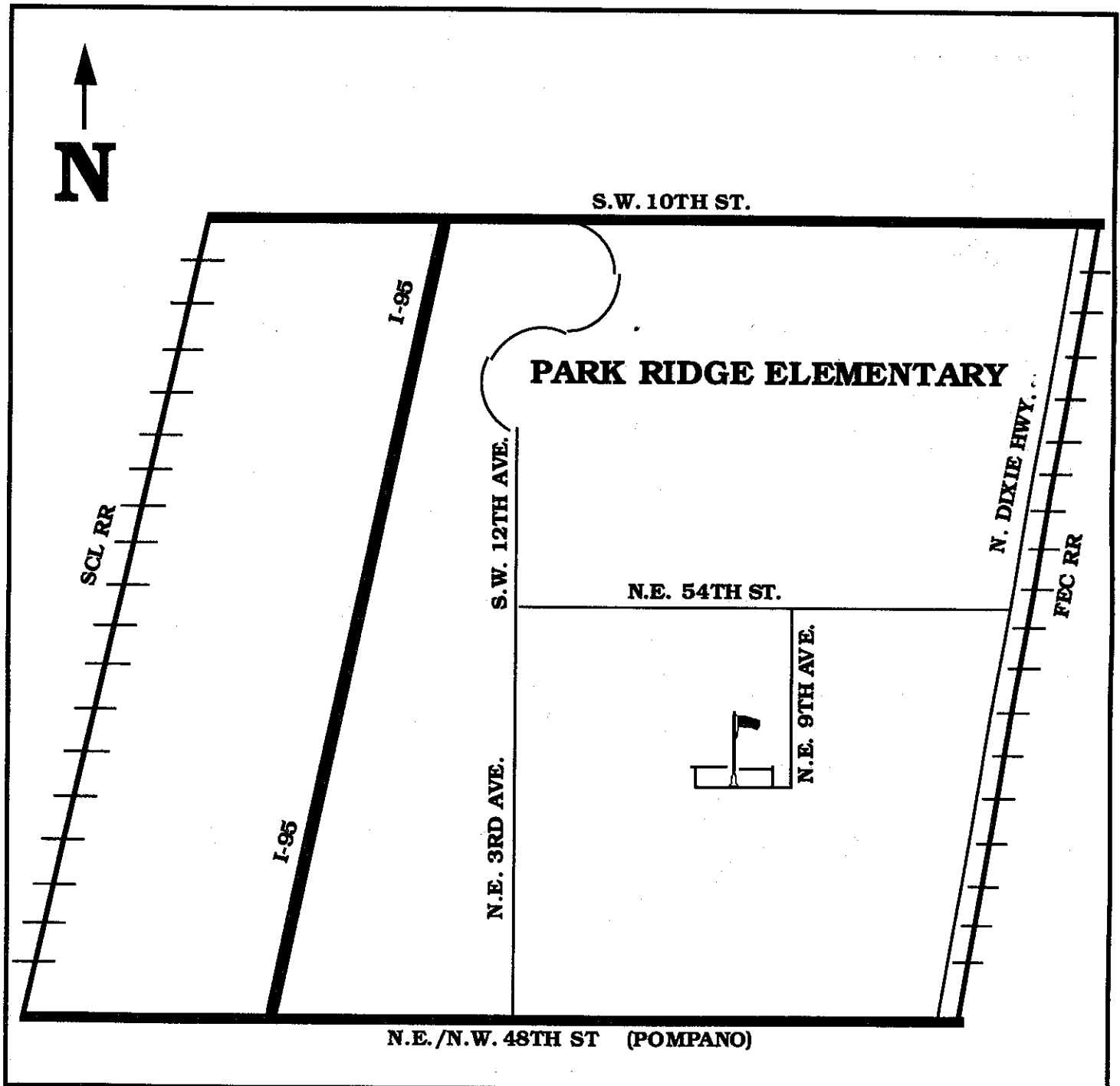
Boundaries in this book are for the 1995/96 school year only. The boundaries are established annually by the School Board. For current information on boundaries, please contact Pupil Placement at 765-6285.

Students residing in the community *surrounding Sanders Park Elementary may choose to attend the assigned school or Cresthaven Elementary or McNab Elementary



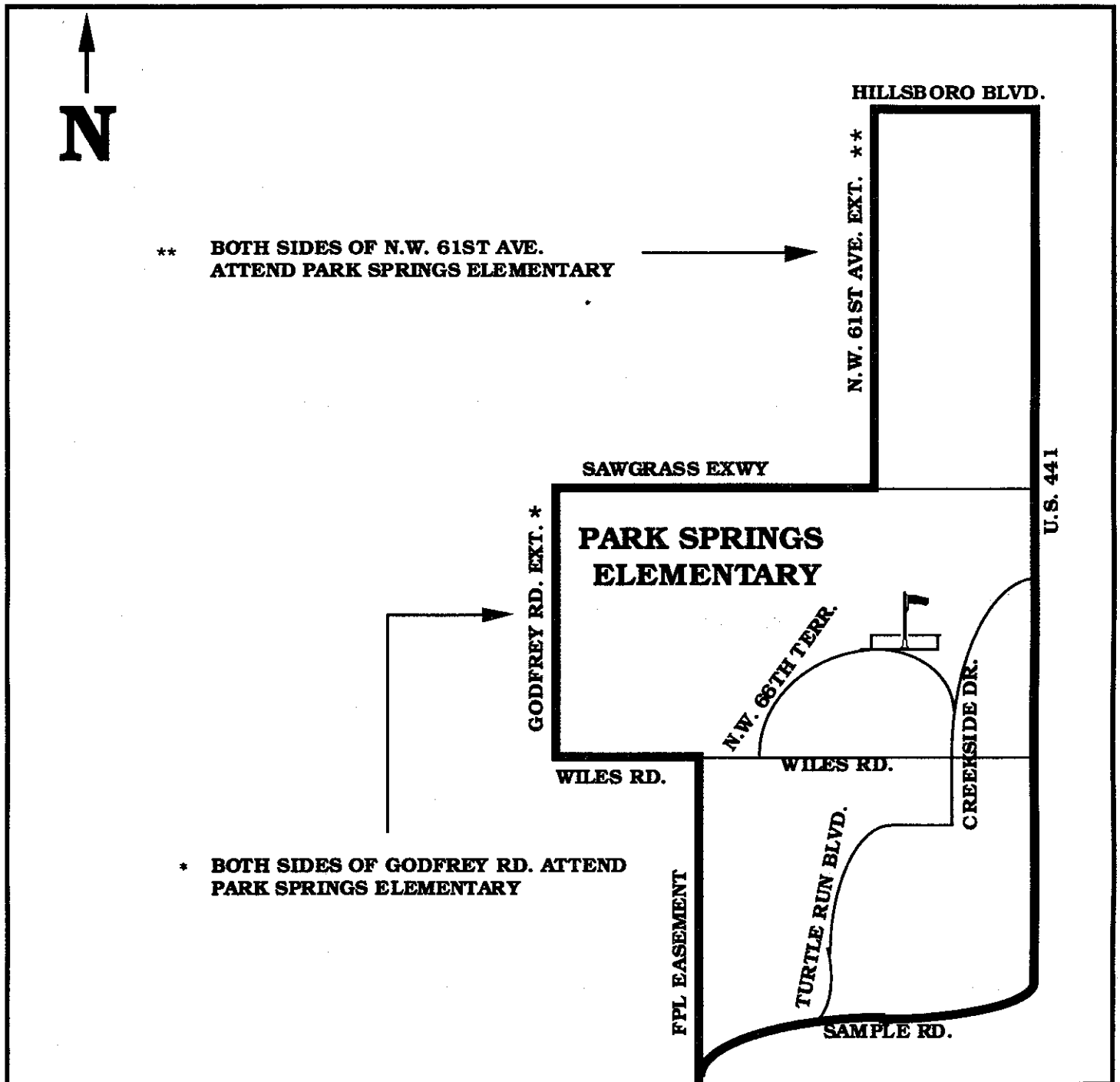
PARK RIDGE ELEMENTARY
5200 NE 9 AVENUE
POMPANO BEACH, FLORIDA 33064
481-5785

Boundaries in this book are for the 1995/96 school year only. The boundaries are established annually by the School Board. For current information on boundaries, please contact Pupil Placement at 765-6285.



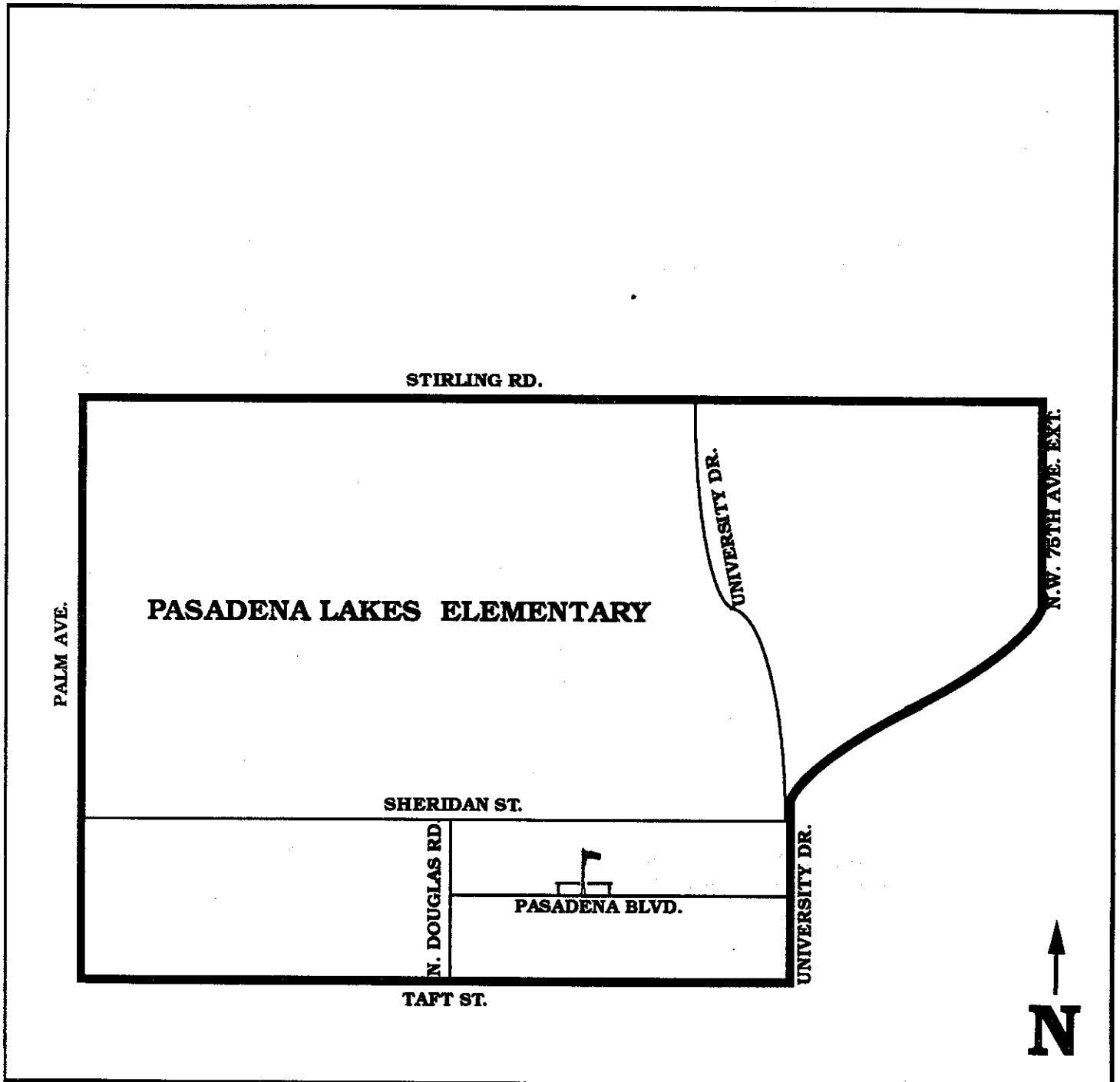
PARK SPRINGS ELEMENTARY
5800 NW 66 TERRACE
CORAL SPRINGS, FLORIDA 33067
341-8000

Boundaries in this book are for the 1995/96 school year only. The boundaries are established annually by the School Board. For current information on boundaries, please contact Pupil Placement at 765-6285.



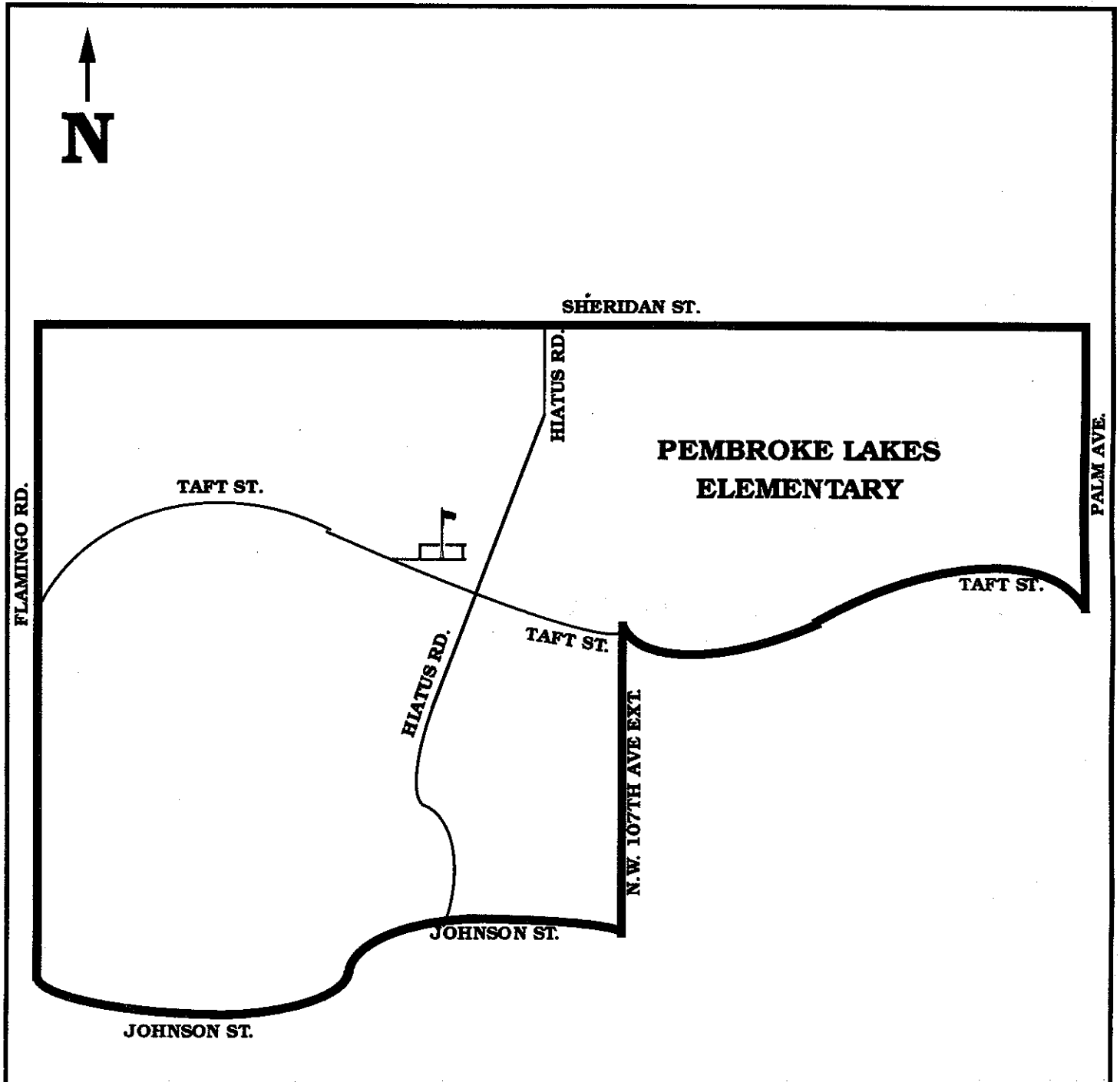
PASADENA LAKES ELEMENTARY
8801 PASADENA BLVD.
PEMBROKE PINES, FLORIDA 33024
437-1900

Boundaries in this book are for the 1995/96 school year only. The boundaries are established annually by the School Board. For current information on boundaries, please contact Pupil Placement at 765-6285.



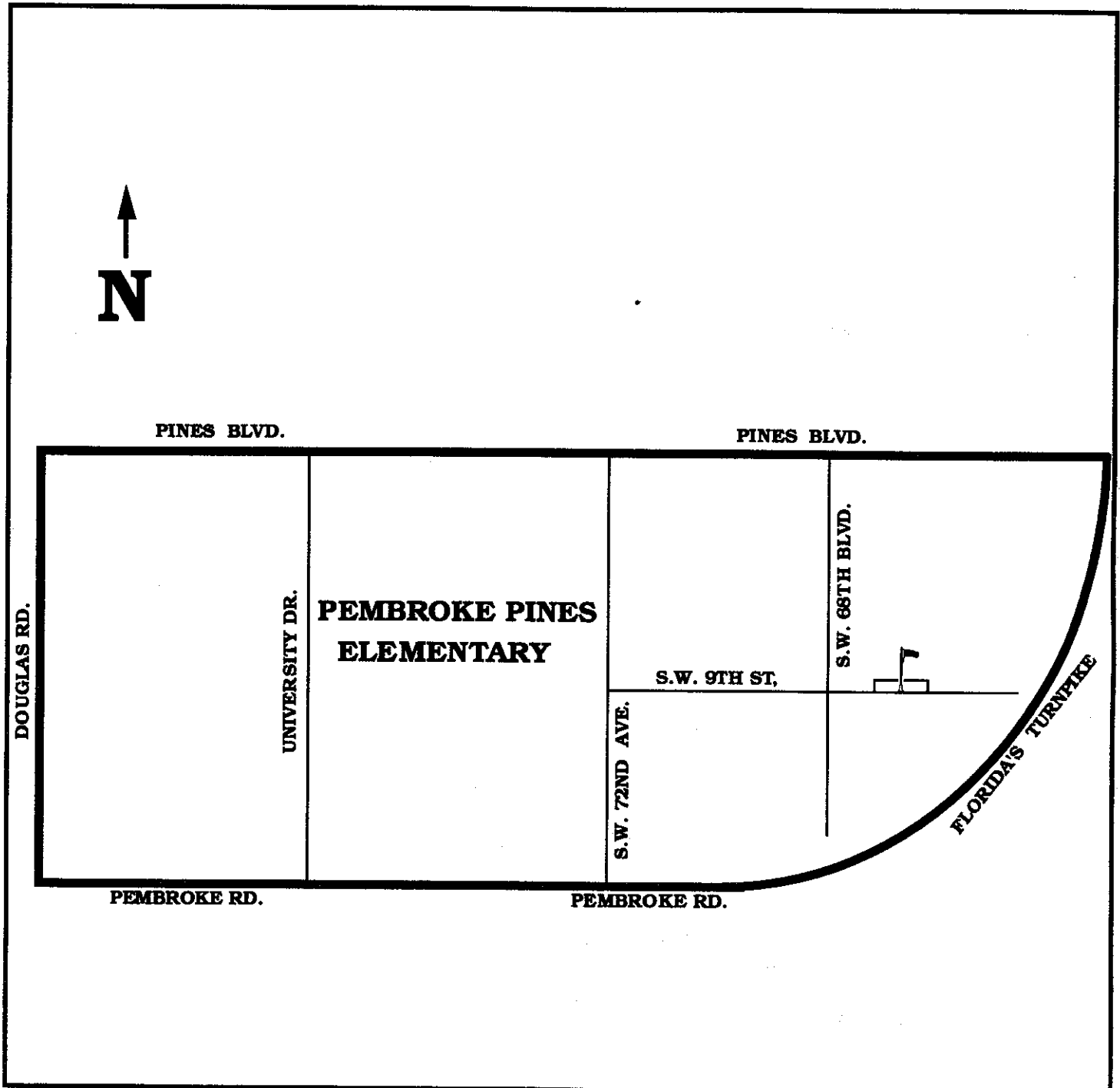
PEMBROKE LAKES ELEMENTARY
11251 TAFT STREET
PEMBROKE PINES, FLORIDA 33026
437-1940

Boundaries in this book are for the 1995/96 school year only. The boundaries are established annually by the School Board. For current information on boundaries, please contact Pupil Placement at 765-6285.



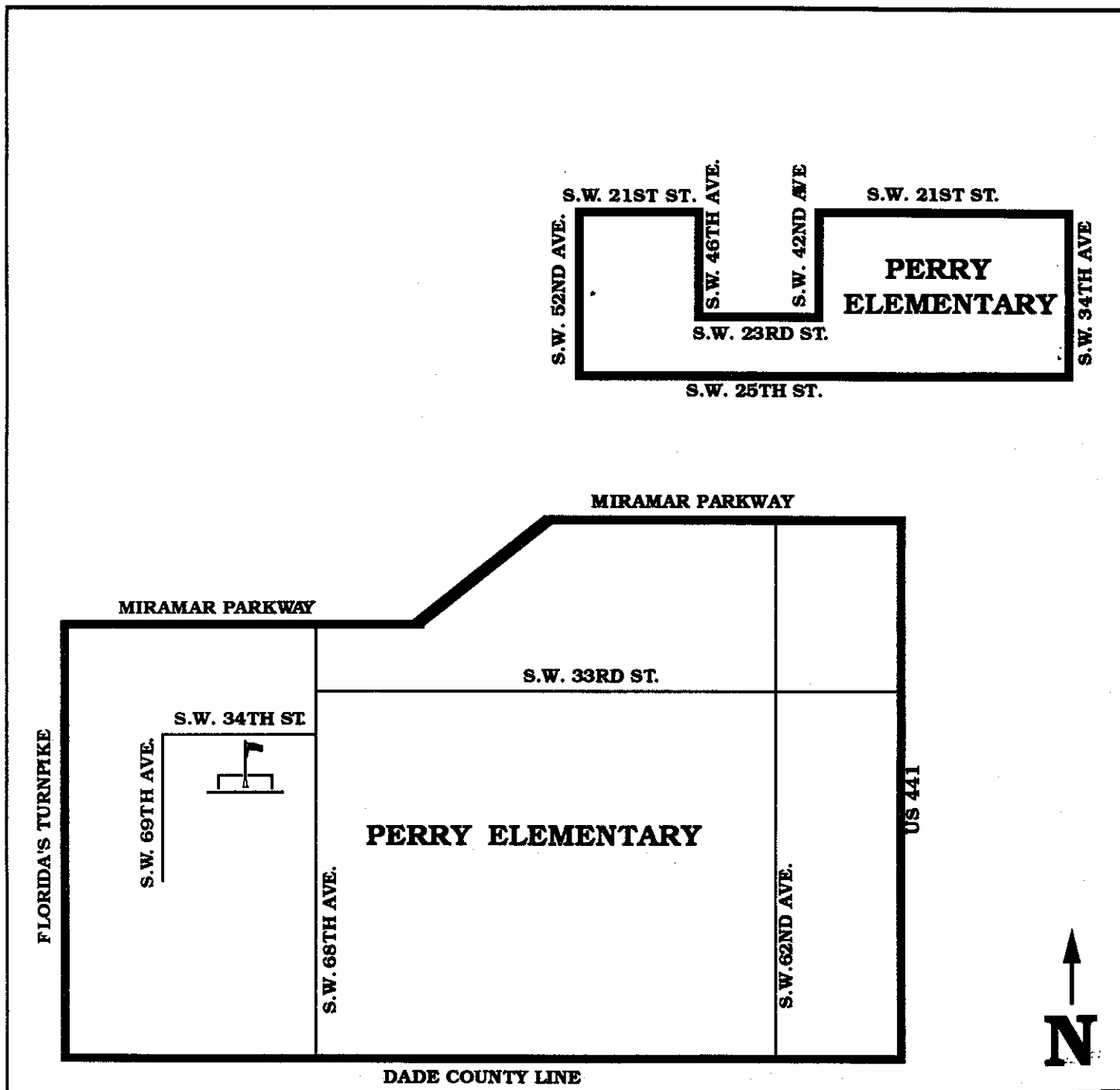
PEMBROKE PINES ELEMENTARY
6700 SW 9 STREET
PEMBROKE PINES, FLORIDA 33023
985-2860

Boundaries in this book are for the 1995/96 school year only. The boundaries are established annually by the School Board. For current information on boundaries, please contact Pupil Placement at 765-6285.



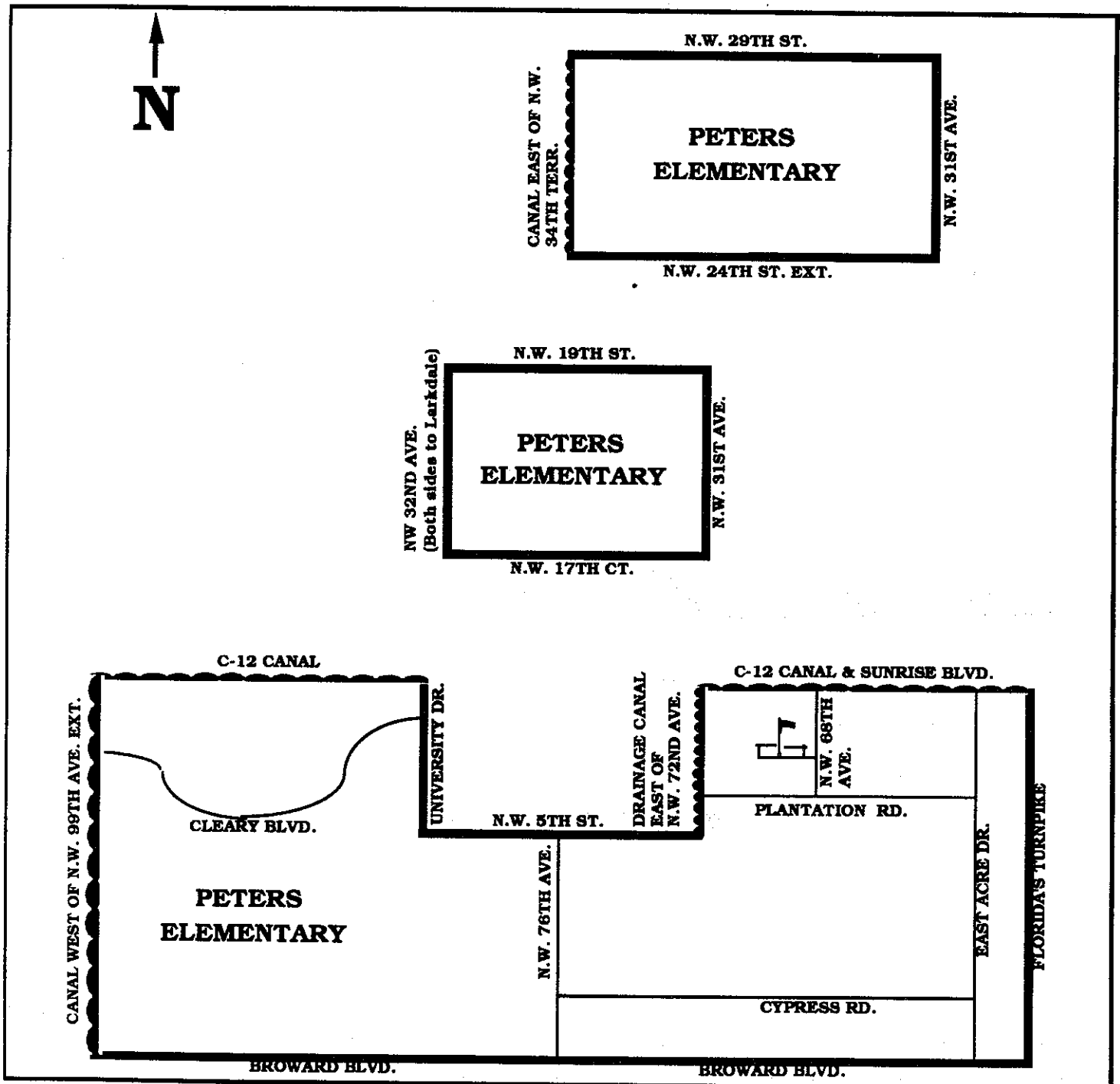
PERRY, ANNABEL C. ELEMENTARY
6850 SW 34 STREET
MIRAMAR, FLORIDA 33023
985-5444

Boundaries in this book are for the 1995/96 school year only. The boundaries are established annually by the School Board. For current information on boundaries, please contact Pupil Placement at 765-6285.



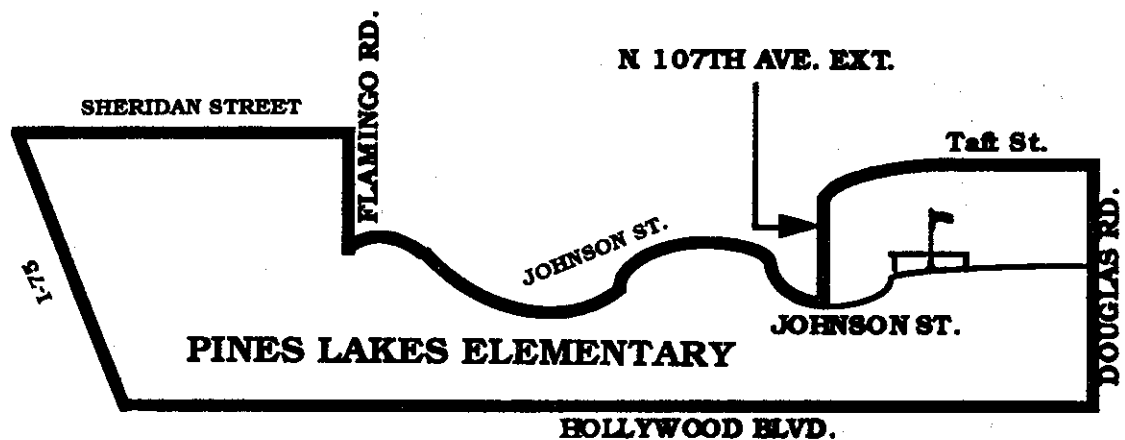
PETERS ELEMENTARY
851 NW 68 AVENUE
PLANTATION, FLORIDA 33317
797-4220

Boundaries in this book are for the 1995/96 school year only. The boundaries are established annually by the School Board. For current information on boundaries, please contact Pupil Placement at 765-6285.



PINES LAKES ELEMENTARY
10300 JOHNSON STREET
PEMBROKE PINES, FLORIDA 33036
437-1920

Boundaries in this book are for the 1995/96 school year only. The boundaries are established annually by the School Board. For current information on boundaries, please contact Pupil Placement at 765-6285.



Fifth grade students residing in the Silver Palms Elementary School attendance area attend Pines Lakes Elementary School on the 1995/96 school year.

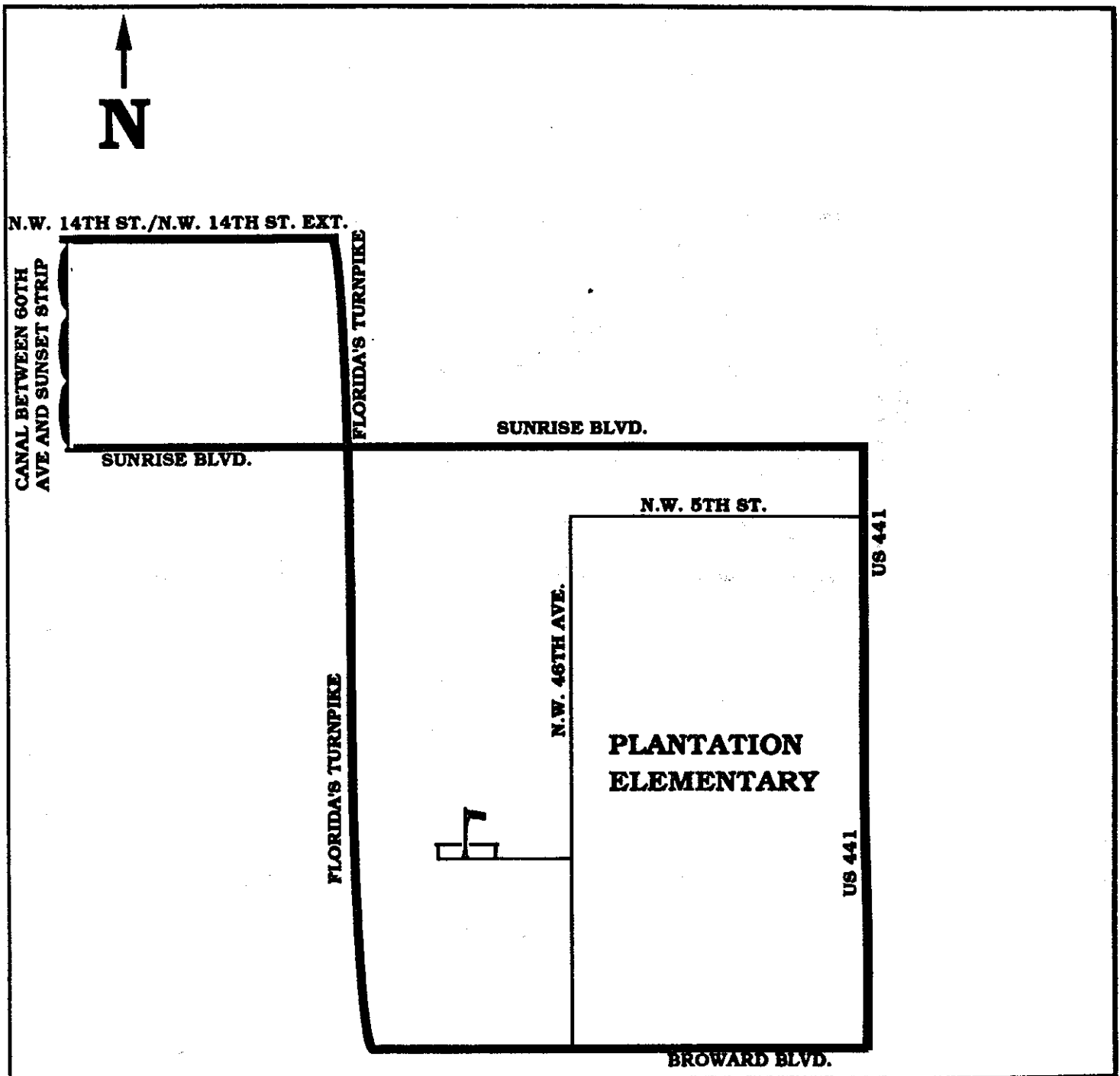


Boundaries in this book are for the 1995/96 school year only. The boundaries are established annually by the School Board. For current information on boundaries, please contact Pupil Placement at 765-6285.



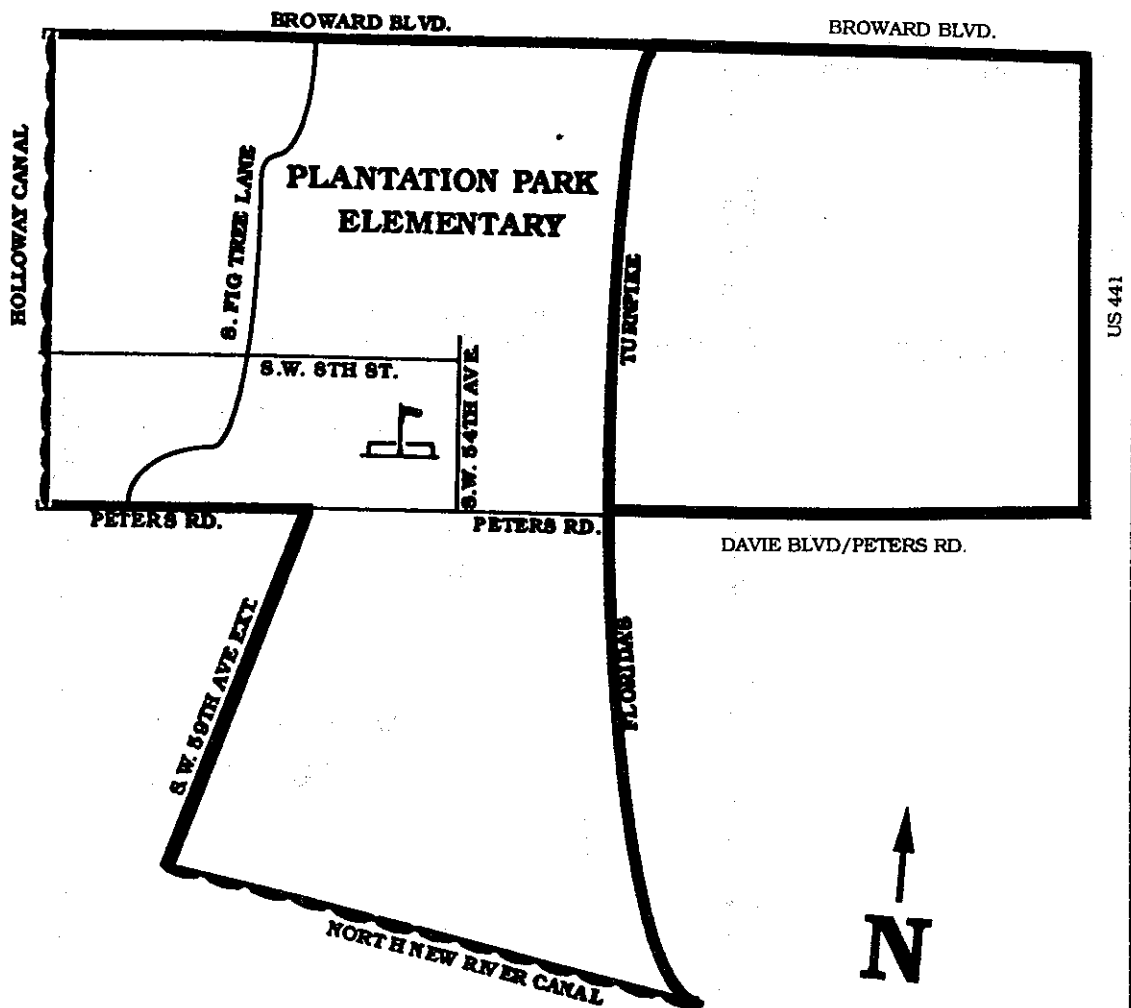
PLANTATION ELEMENTARY
301 NW 46 AVENUE
PLANTATION, FLORIDA 33063
797-4290

Boundaries in this book are for the 1995/96 school year only. The boundaries are established annually by the School Board. For current information on boundaries, please contact Pupil Placement at 765-6285.



PLANTATION PARK ELEMENTARY
875 SW 54 AVENUE
PLANTATION, FLORIDA 33317
797-4320

Boundaries in this book are for the 1995/96 school year only. The boundaries are established annually by the School Board. For current information on boundaries, please contact Pupil Placement at 765-6285.



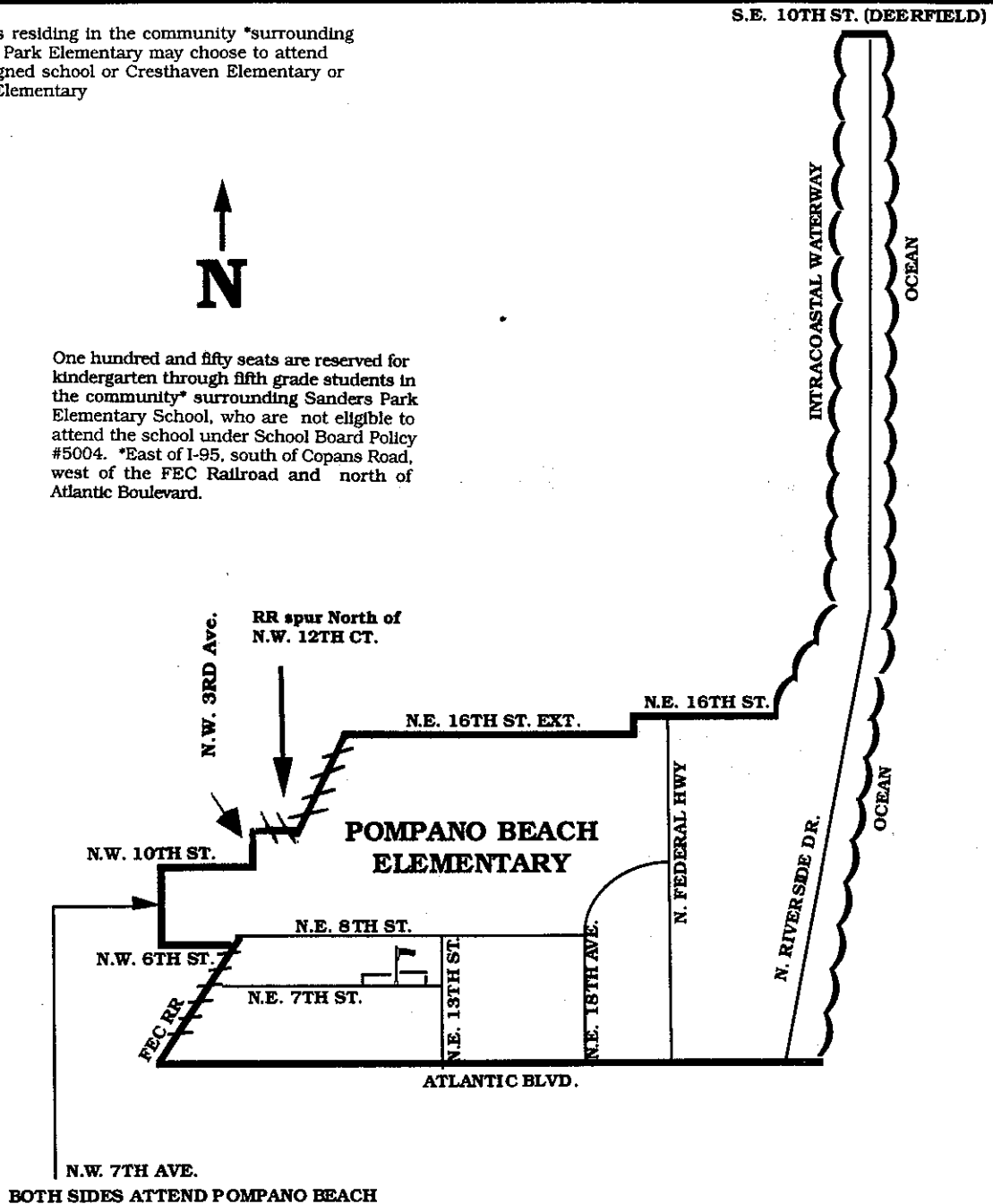
POMPANO BEACH ELEMENTARY
 700 NE 13 AVENUE
 POMPANO BEACH, FLORIDA 33060
 786-3700

Boundaries in this book are for the 1995/96 school year only. The boundaries are established annually by the School Board. For current information on boundaries, please contact Pupil Placement at 765-6285.

Students residing in the community *surrounding Sanders Park Elementary may choose to attend the assigned school or Cresthaven Elementary or McNab Elementary



One hundred and fifty seats are reserved for kindergarten through fifth grade students in the community* surrounding Sanders Park Elementary School, who are not eligible to attend the school under School Board Policy #5004. *East of I-95, south of Copans Road, west of the FEC Railroad and north of Atlantic Boulevard.

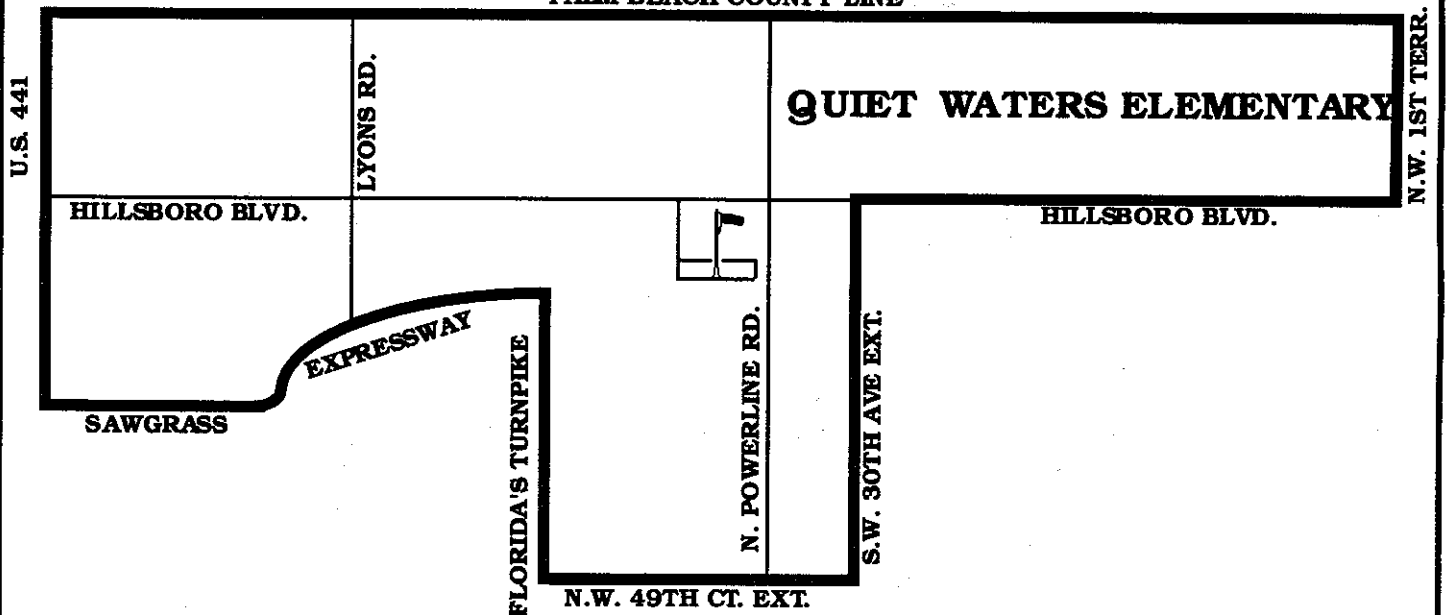


QUIET WATERS ELEMENTARY
4150 WEST HILLSBORO BLVD.
DEERFIELD BEACH, FLORIDA 33441
422-5900

Boundaries in this book are for the 1995/96 school year only. The boundaries are established annually by the School Board. For current information on boundaries, please contact Pupil Placement at 765-6285.

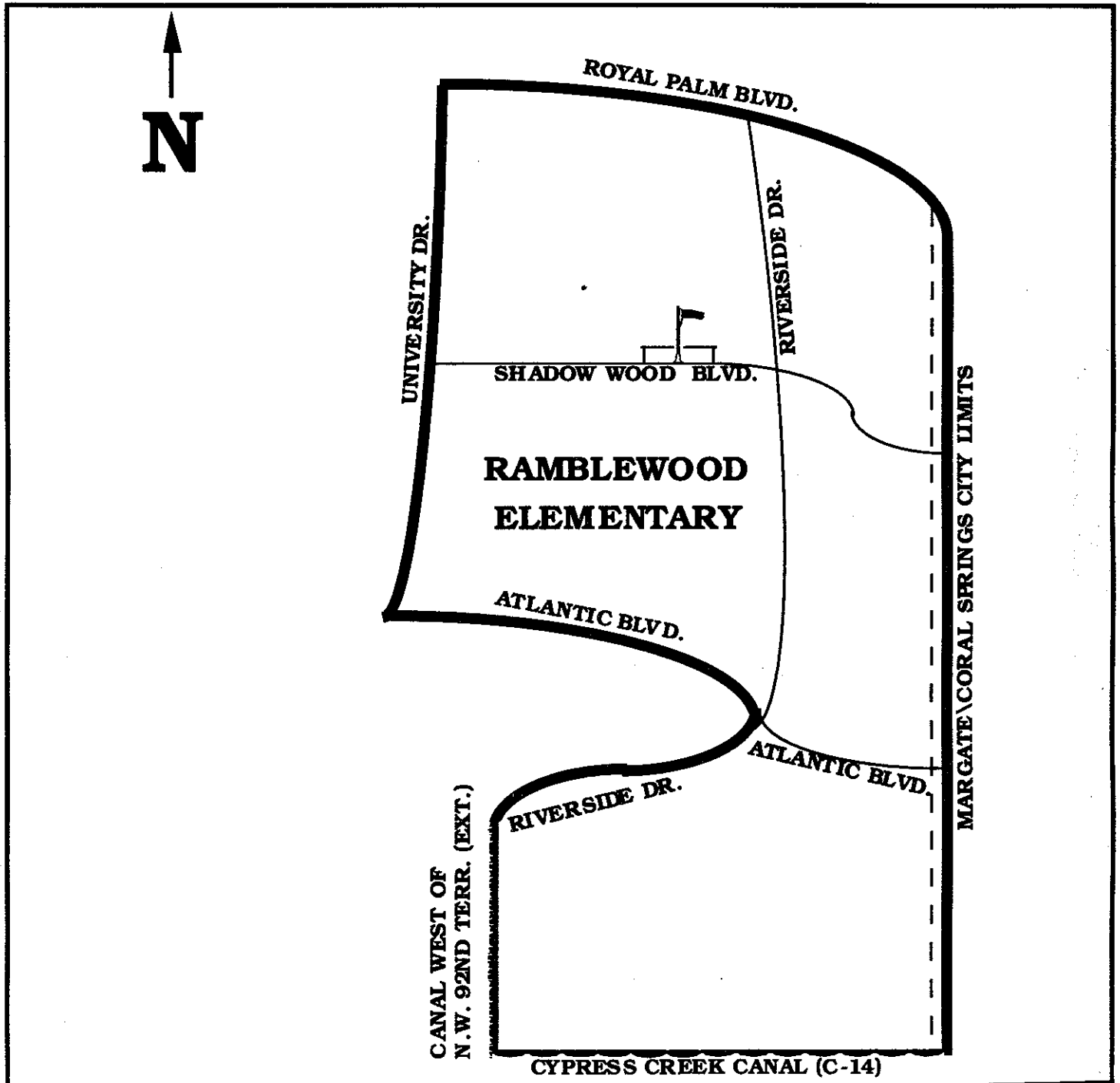


PALM BEACH COUNTY LINE



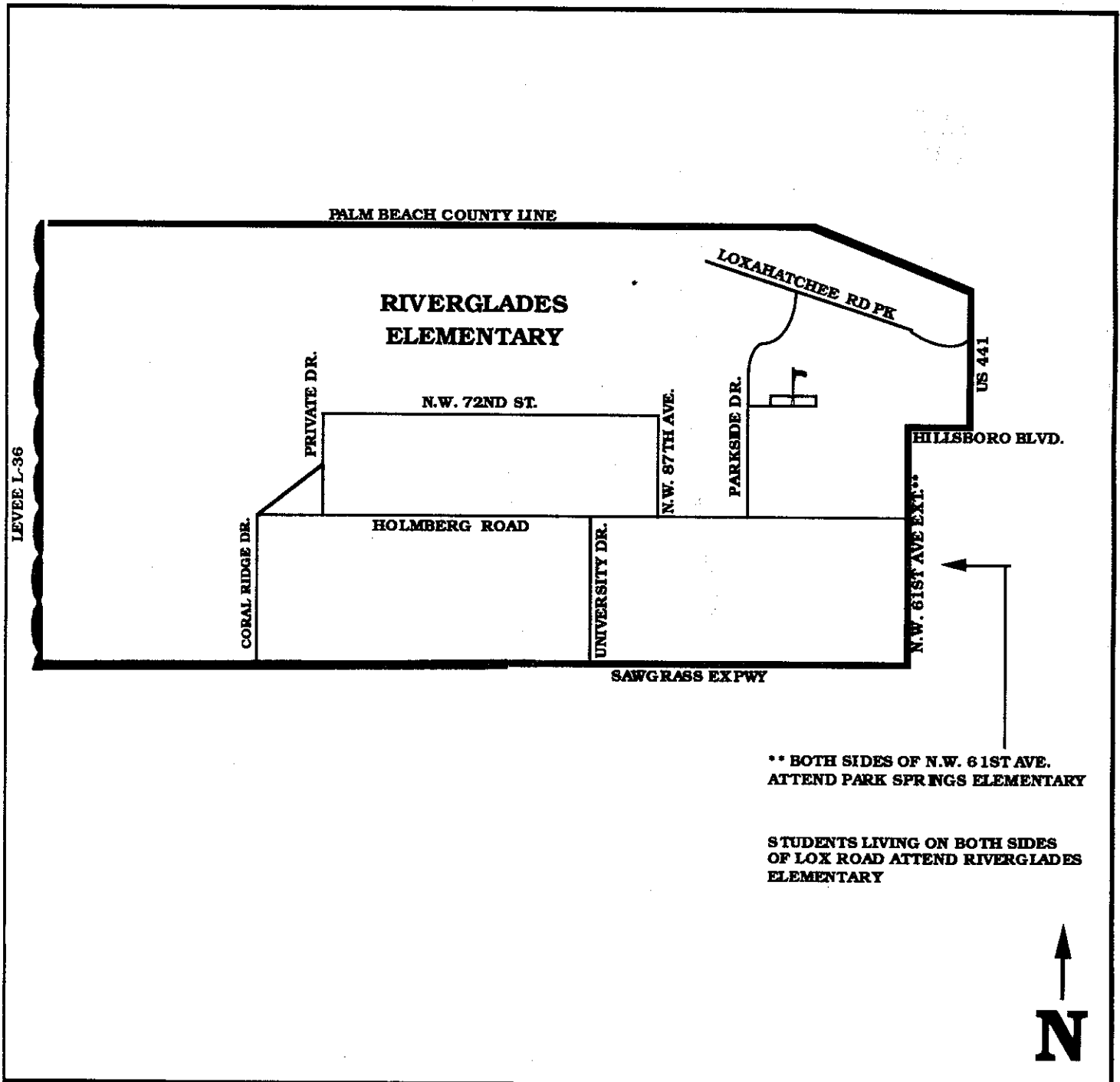
RAMBLEWOOD ELEMENTARY
8950 SHADOWWOOD BLVD
CORAL SPRINGS, FLORIDA 33071
344-5860

Boundaries in this book are for the 1995/96 school year only. The boundaries are established annually by the School Board. For current information on boundaries, please contact Pupil Placement at 765-6285.



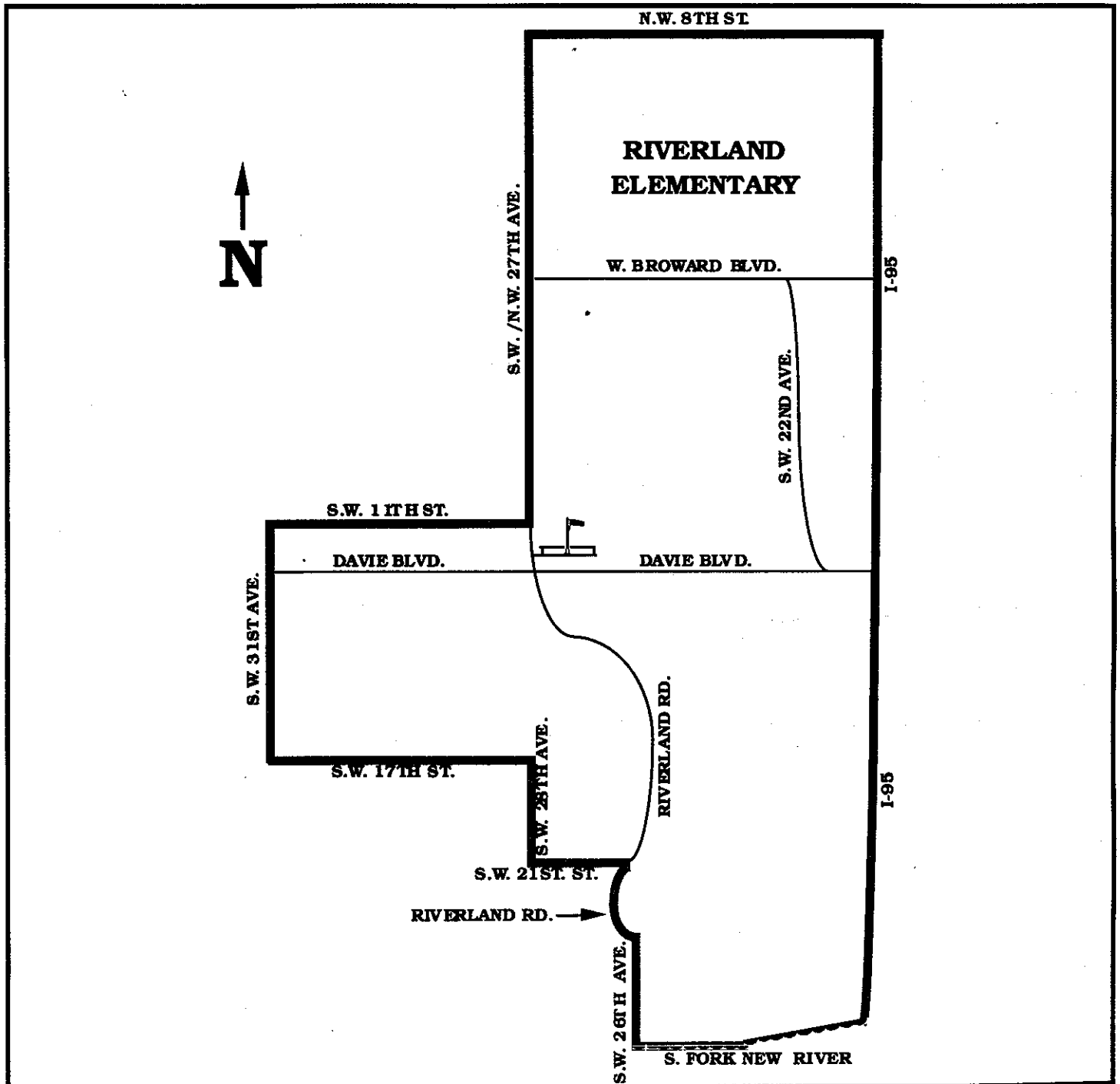
RIVERGLADES ELEMENTARY
7400 PARKSIDE DRIVE
PARKLAND, FLORIDA 33067
341-8050

Boundaries in this book are for the 1995/96 school year only. The boundaries are established annually by the School Board. For current information on boundaries, please contact Pupil Placement at 765-6285.



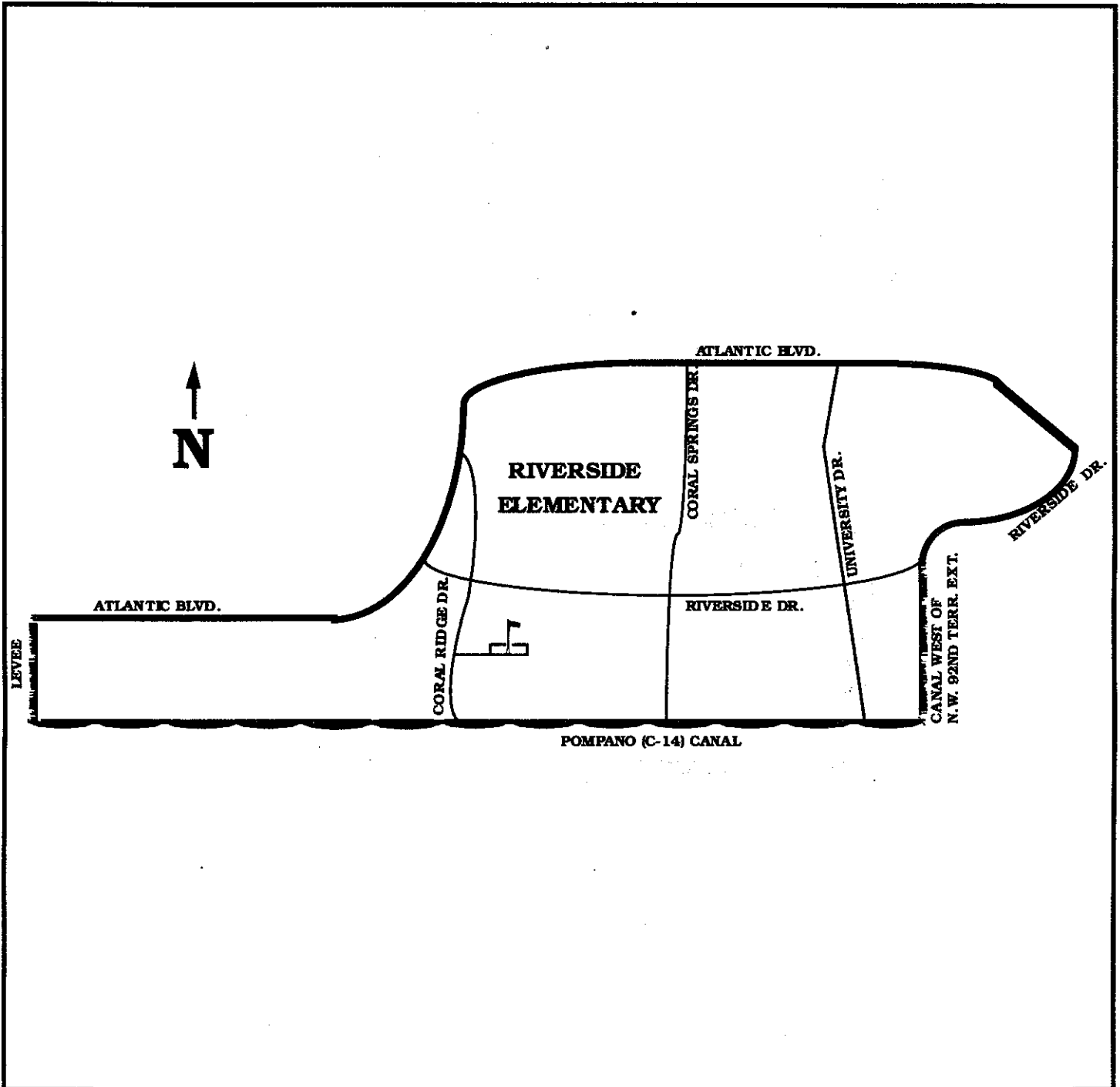
RIVERLAND ELEMENTARY
2600 SW 11 COURT
FORT LAUDERDALE, FLORIDA 33312
797-4390

Boundaries in this book are for the 1995/96 school year only. The boundaries are established annually by the School Board. For current information on boundaries, please contact Pupil Placement at 765-6285.



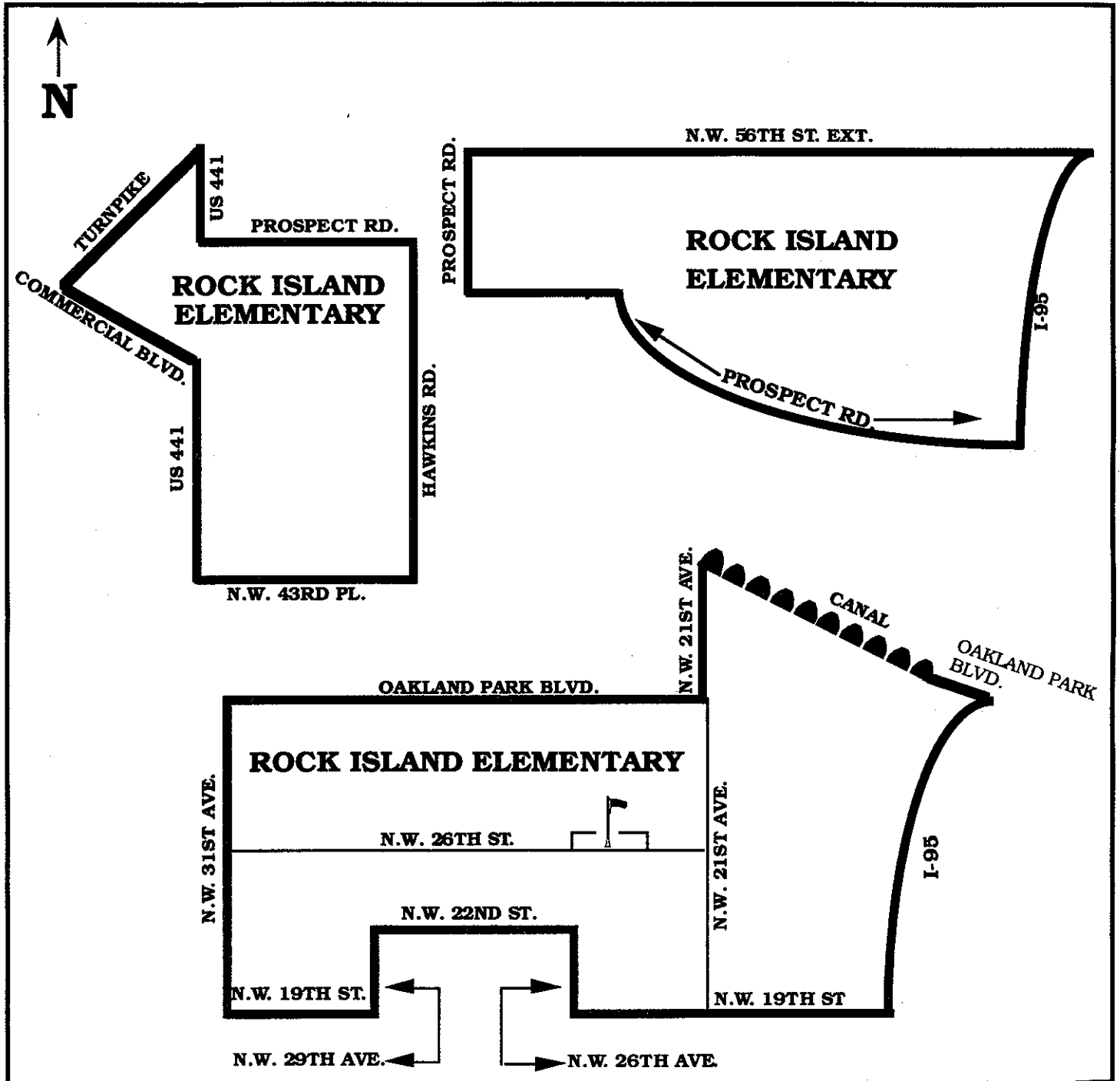
RIVERSIDE ELEMENTARY
11450 RIVERSIDE DRIVE
CORAL SPRINGS, FLORIDA 33071
341-0425

Boundaries in this book are for the 1995/96 school year only. The boundaries are established annually by the School Board. For current information on boundaries, please contact Pupil Placement at 765-6285.



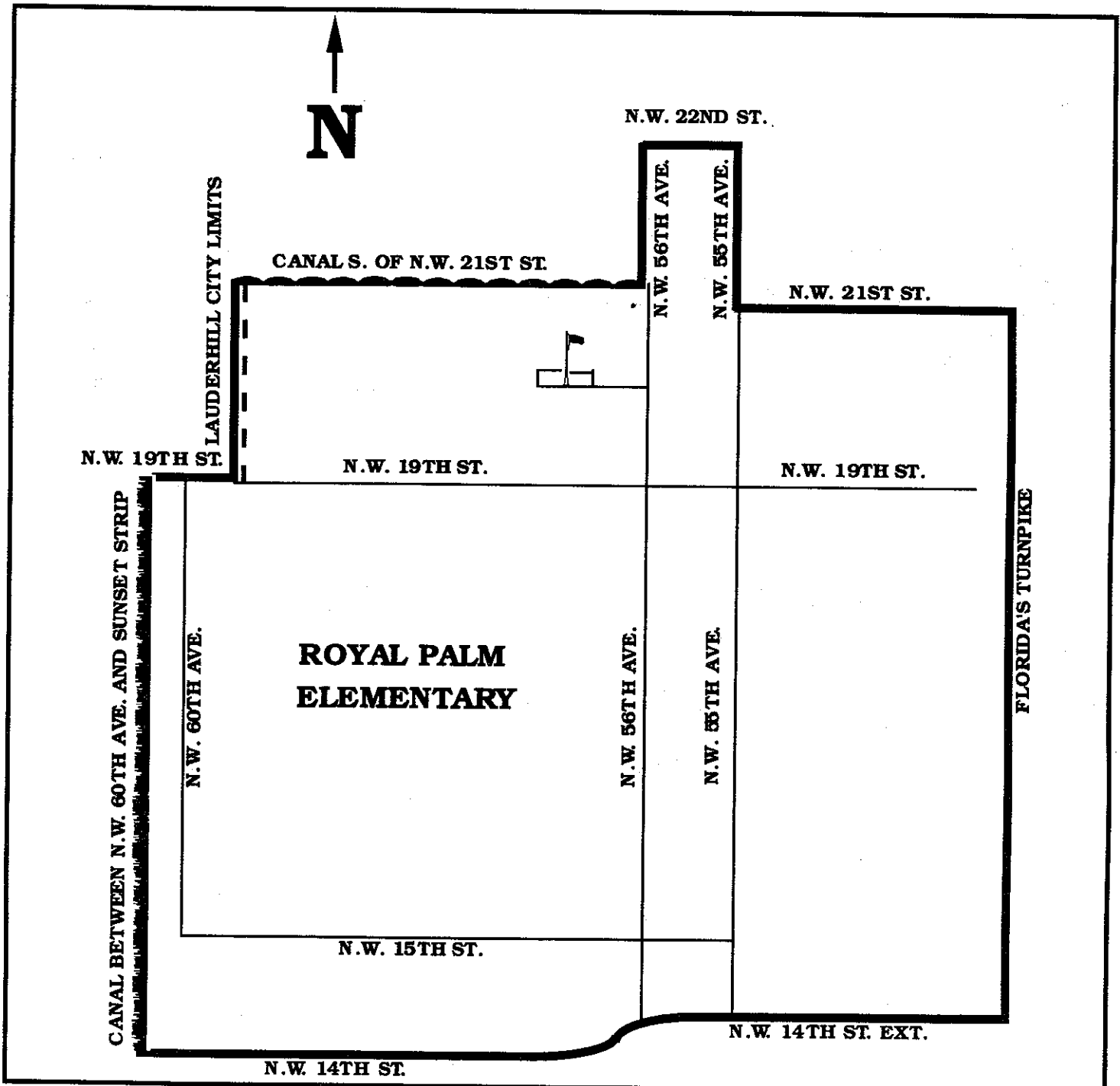
ROCK ISLAND ELEMENTARY
2301 NW 26 STREET
OAKLAND PARK, FLORIDA 33311
497-3940

Boundaries in this book are for the 1995/96 school year only. The boundaries are established annually by the School Board. For current information on boundaries, please contact Pupil Placement at 765-6285.



ROYAL PALM ELEMENTARY
1951 NW 56 AVENUE
LAUDERHILL, FLORIDA 33313
497-3840

Boundaries in this book are for the 1995/96 school year only. The boundaries are established annually by the School Board. For current information on boundaries, please contact Pupil Placement at 765-6285.



SANDERS PARK ELEMENTARY
800 NW 16 STREET
POMPANO BEACH, FLORIDA 33060
786-3760

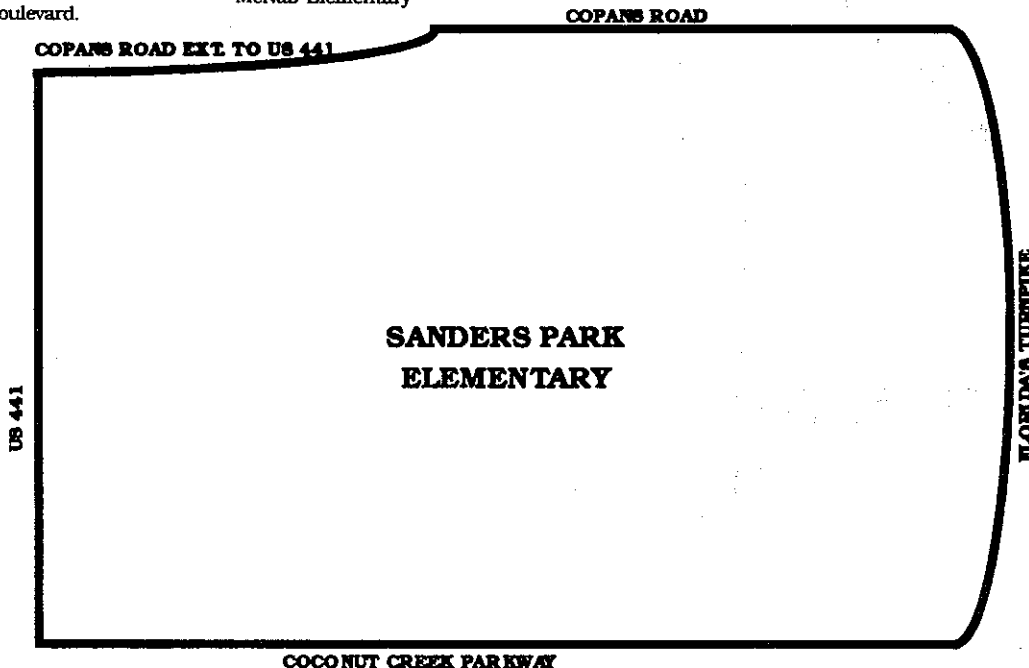
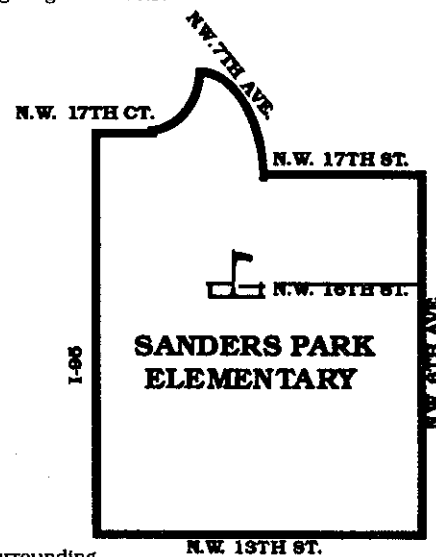
Boundaries in this book are for the 1995/96 school year only. The boundaries are established annually by the School Board. For current information on boundaries, please contact Pupil Placement at 765-6285.

Students residing in this boundary area may choose to attend one of the following magnet schools:
Sanders Park Communications and Languages Magnet
Charles Drew Science, Mathematics and Technology Magnet
Deerfield Park Performing Arts Magnet

A MAGNET SCHOOL FOR A COMMUNICATIONS AND LANGUAGES PROGRAM: Students living within the boundary area automatically attend this school. White students assigned to predominately white elementary schools, located in the North area, may apply for admission to the Communications and Languages Program. Admission requirements for those students applying to the program shall be in accordance with the provisions of School Board Policy #5004.

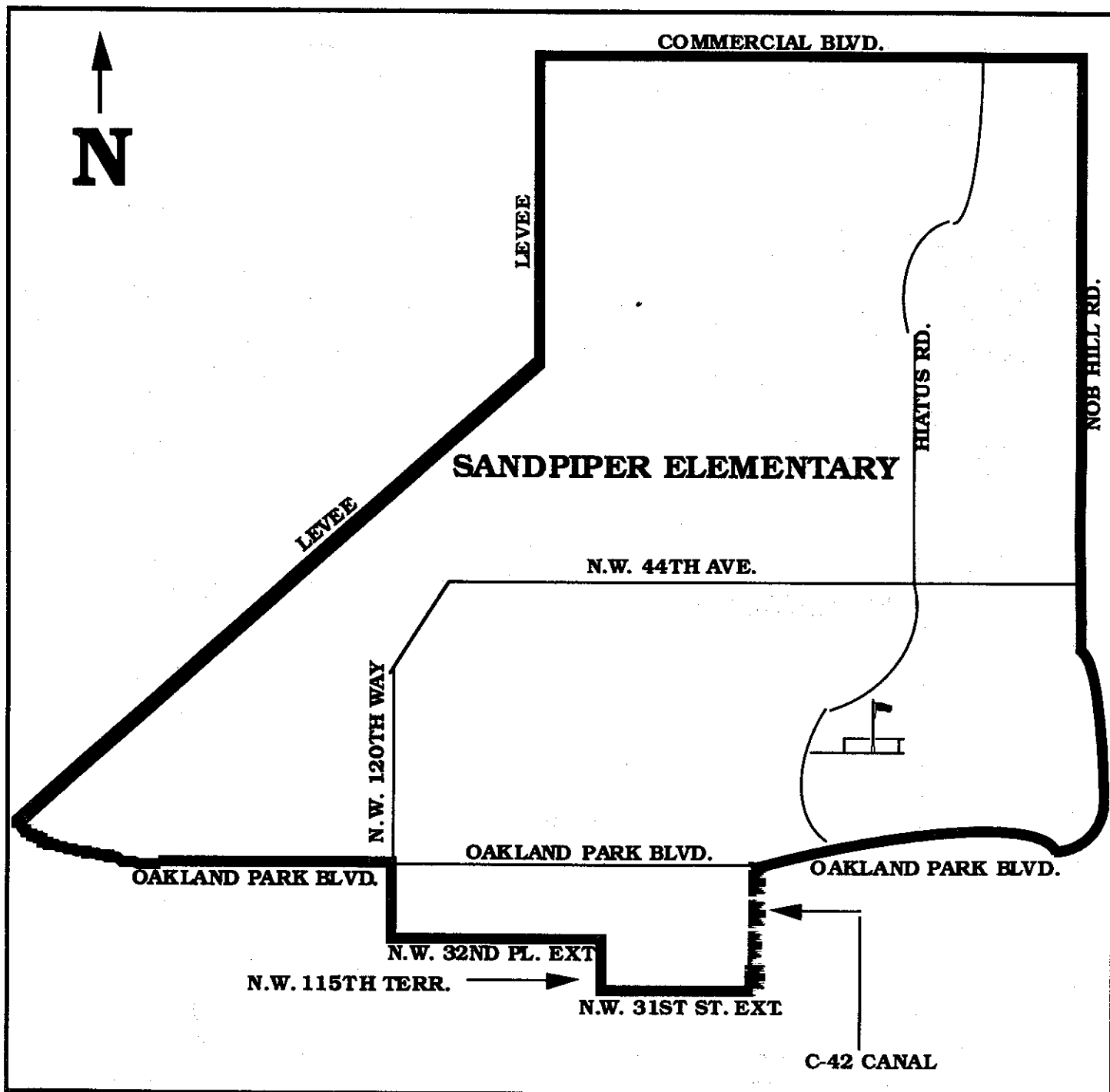
One hundred and fifty seats are reserved for kindergarten through fifth grade students in the community* surrounding Sanders Park Elementary School, who are not eligible to attend the school under School Board Policy #5004. *East of I-95, south of Copans Road, west of the FEC Railroad and north of Atlantic Boulevard.

Students residing in the community *surrounding Sanders Park Elementary may choose to attend the assigned school or Cresthaven Elementary or McNab Elementary



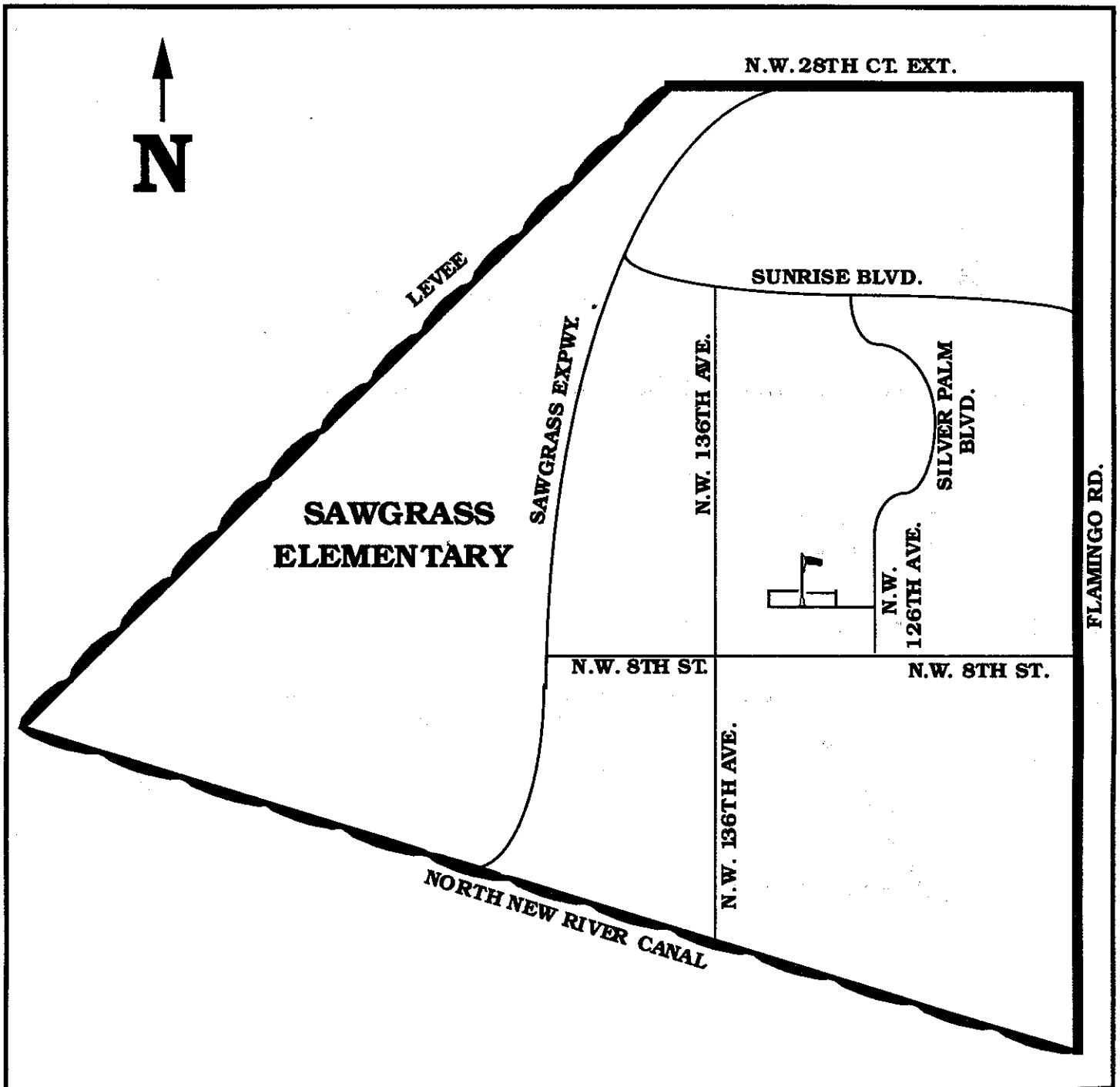
SANDPIPER ELEMENTARY
3700 HIATUS ROAD
SUNRISE, FLORIDA 33351
572-1270

Boundaries in this book are for the 1995/96 school year only. The boundaries are established annually by the School Board. For current information on boundaries, please contact Pupil Placement at 765-6285.



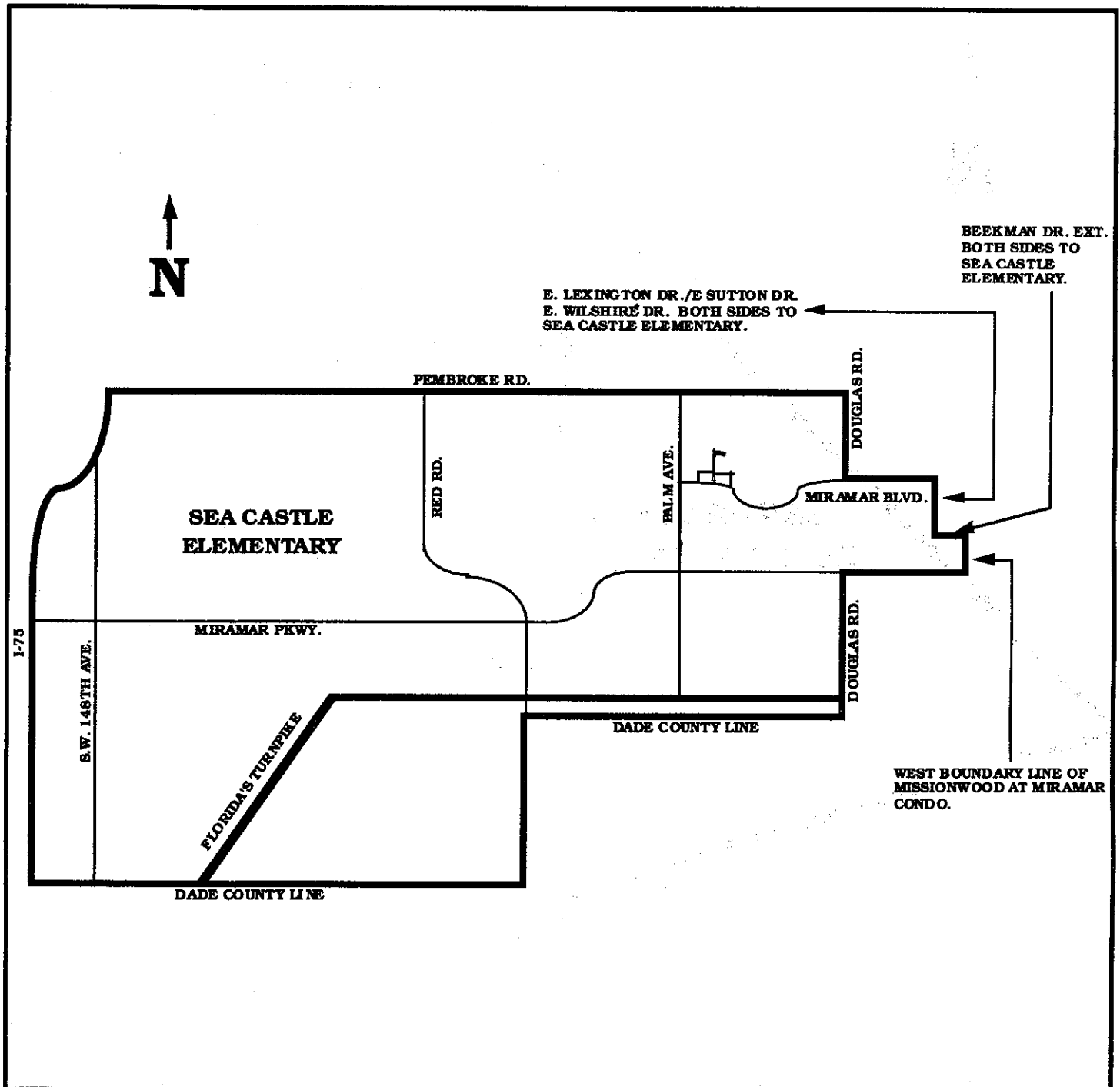
SAWGRASS ELEMENTARY
12655 NW 8 STREET
SUNRISE, FLORIDA 33325
845-7150

Boundaries in this book are for the 1995/96 school year only. The boundaries are established annually by the School Board. For current information on boundaries, please contact Pupil Placement at 765-6285.



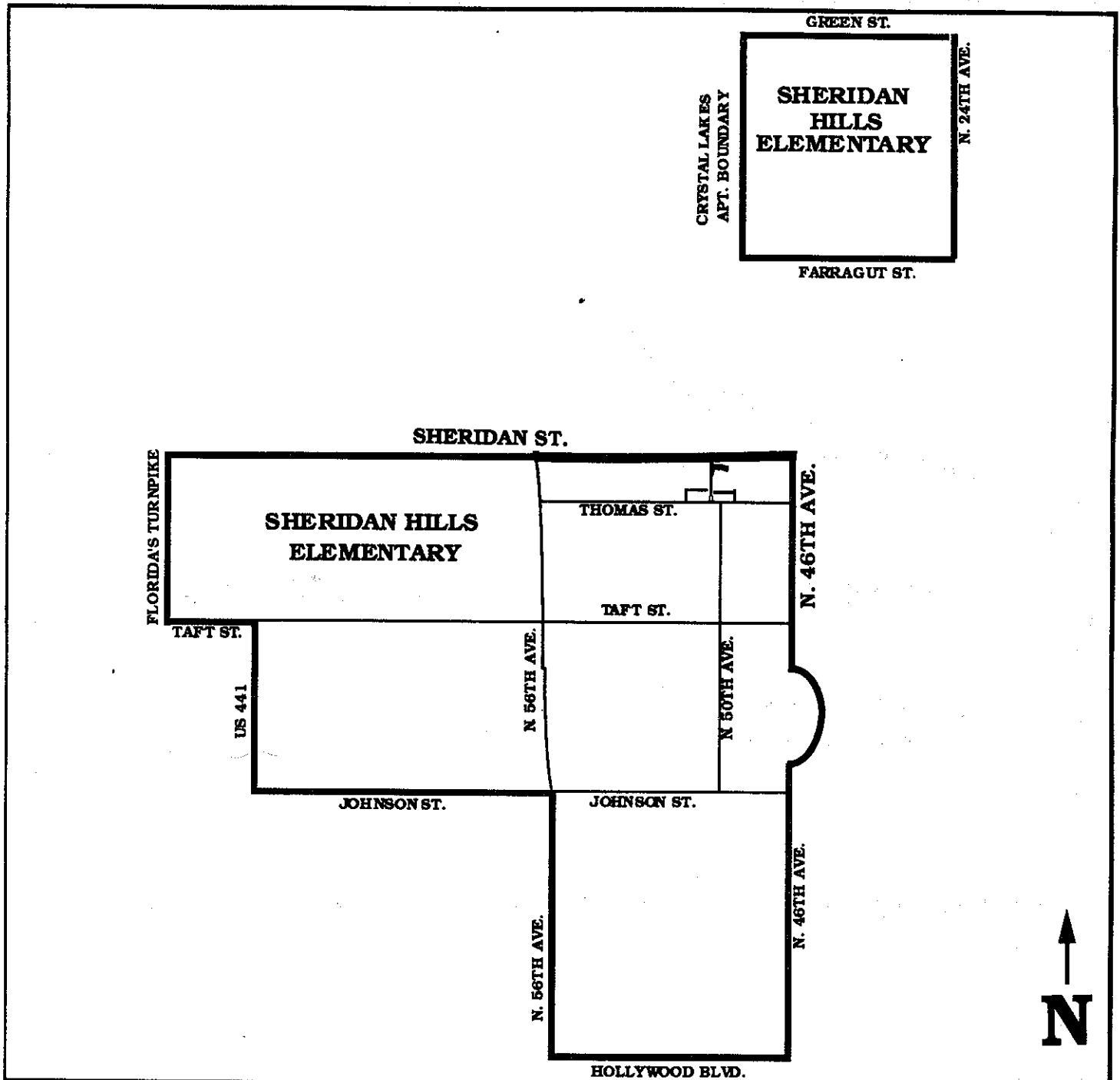
SEA CASTLE ELEMENTARY
9600 MIRAMAR BLVD.
MIRAMAR, FLORIDA 33025
437-1975

Boundaries in this book are for the 1995/96 school year only. The boundaries are established annually by the School Board. For current information on boundaries, please contact Pupil Placement at 765-6285.



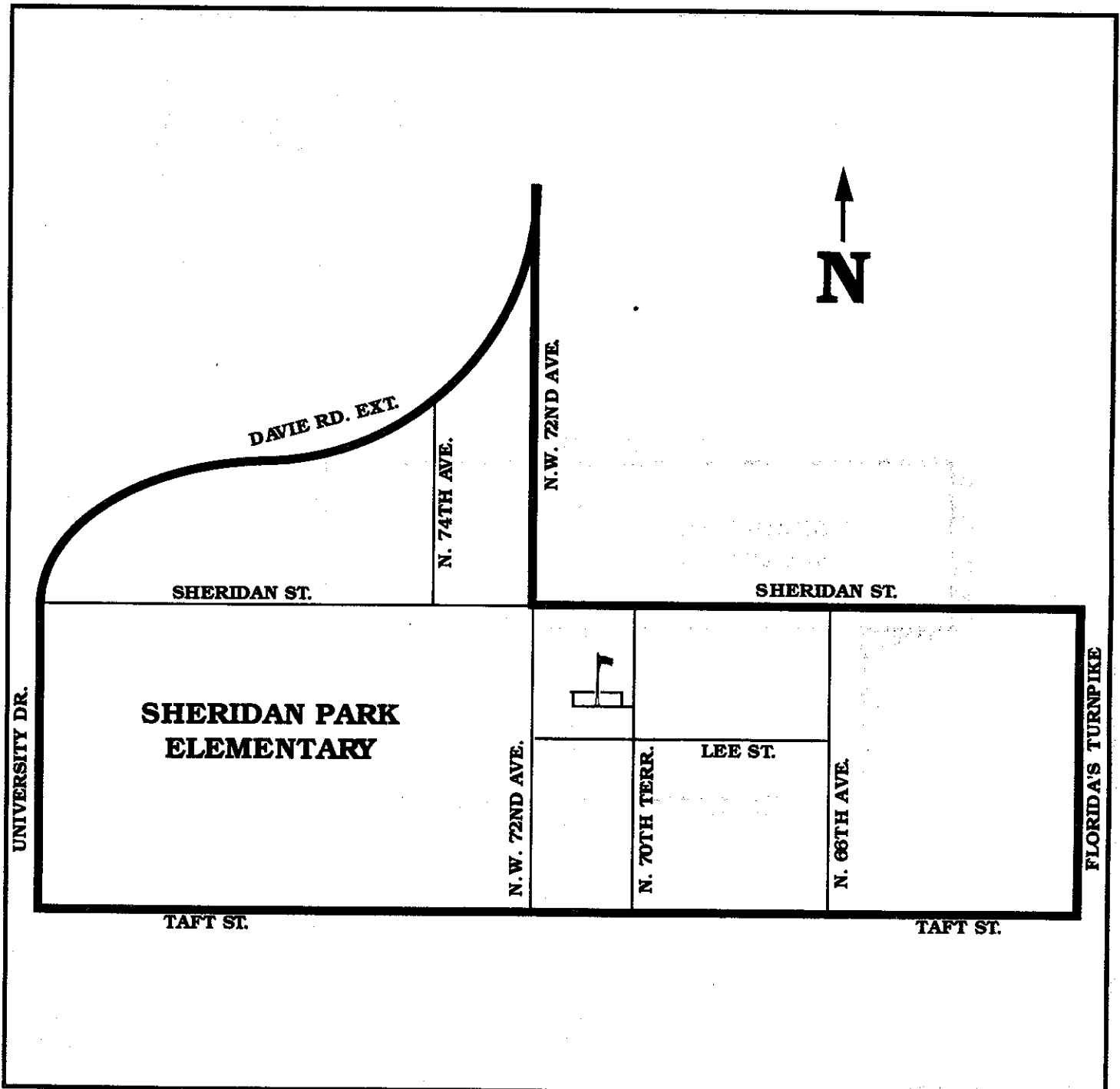
SHERIDAN HILLS ELEMENTARY
5001 THOMAS STREET
HOLLYWOOD, FLORIDA 33021
985-3040

Boundaries in this book are for the 1995/96 school year only. The boundaries are established annually by the School Board. For current information on boundaries, please contact Pupil Placement at 765-6285.



SHERIDAN PARK ELEMENTARY
2310 N 70 TERRACE
HOLLYWOOD, FLORIDA 33024
985-2980

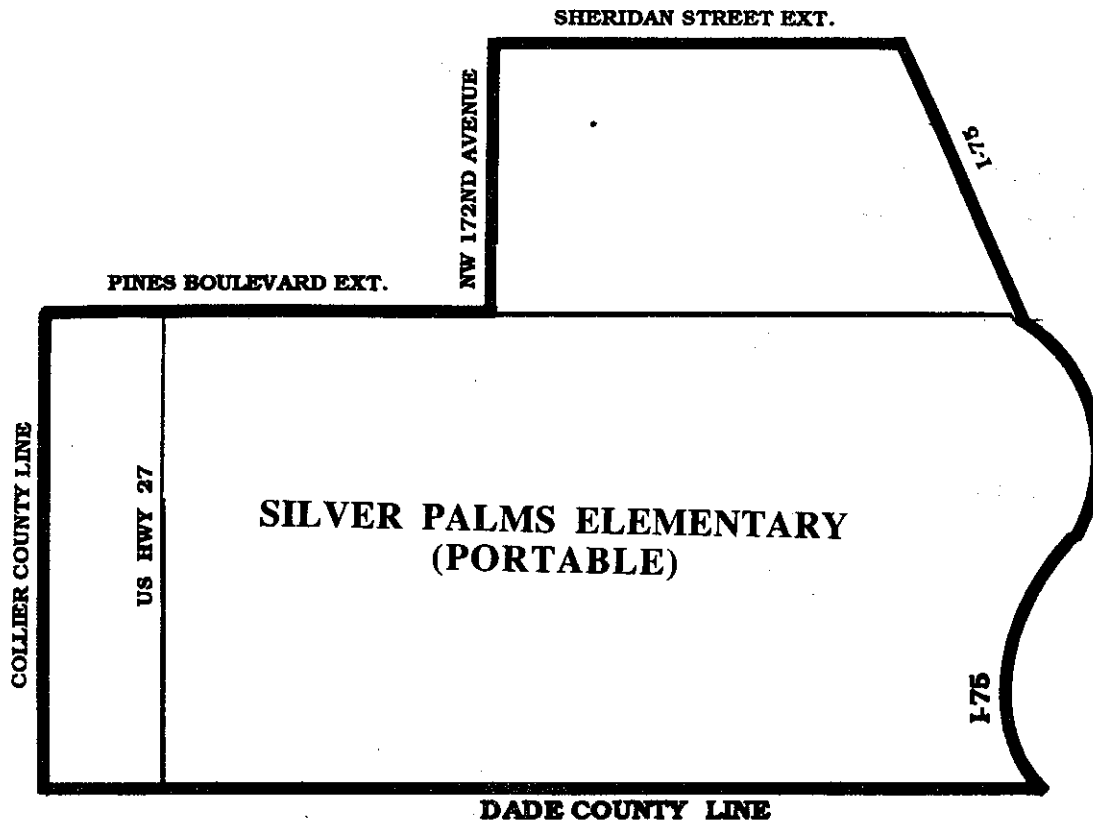
Boundaries in this book are for the 1995/96 school year only. The boundaries are established annually by the School Board. For current information on boundaries, please contact Pupil Placement at 765-6285.



**SILVER PALMS ELEMENTARY
(PORTABLE)**
5350 SW 90 AVENUE
COOPER CITY, FLORIDA 33328
680-1195

Boundaries in this book are for the 1995/96 school year only. The boundaries are established annually by the School Board. For current information on boundaries, please contact Pupil Placement at 765-6285.

Students living on both sides of US 27 from Sheridan Street extended south to the Dade County Line attend Chapel Trail Elementary School.



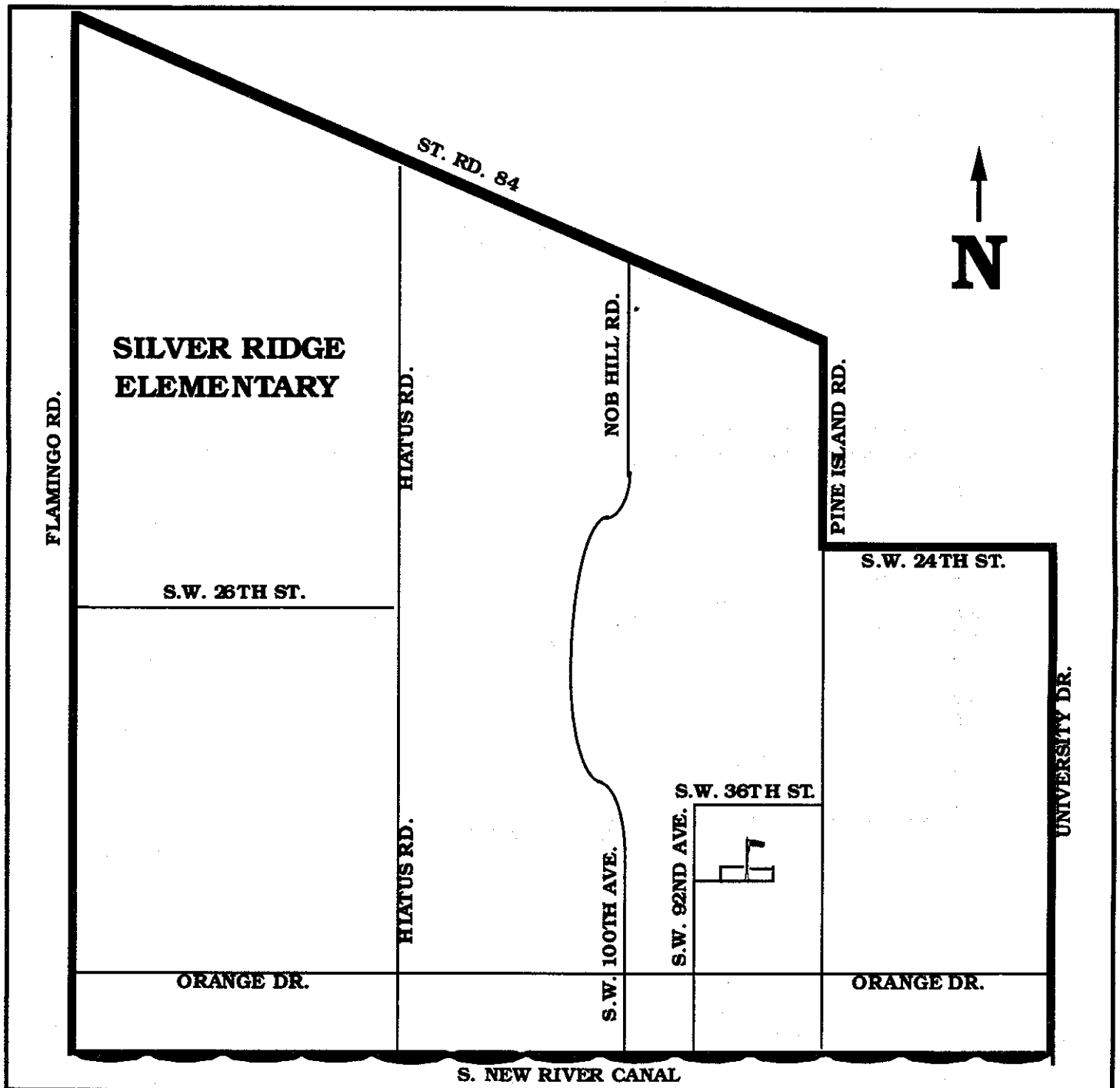
Fifth grade students residing in the Silver Palms Elementary School attendance area attend Pines Lakes Elementary School on the 1995/96 school year.



SILVER RIDGE ELEMENTARY

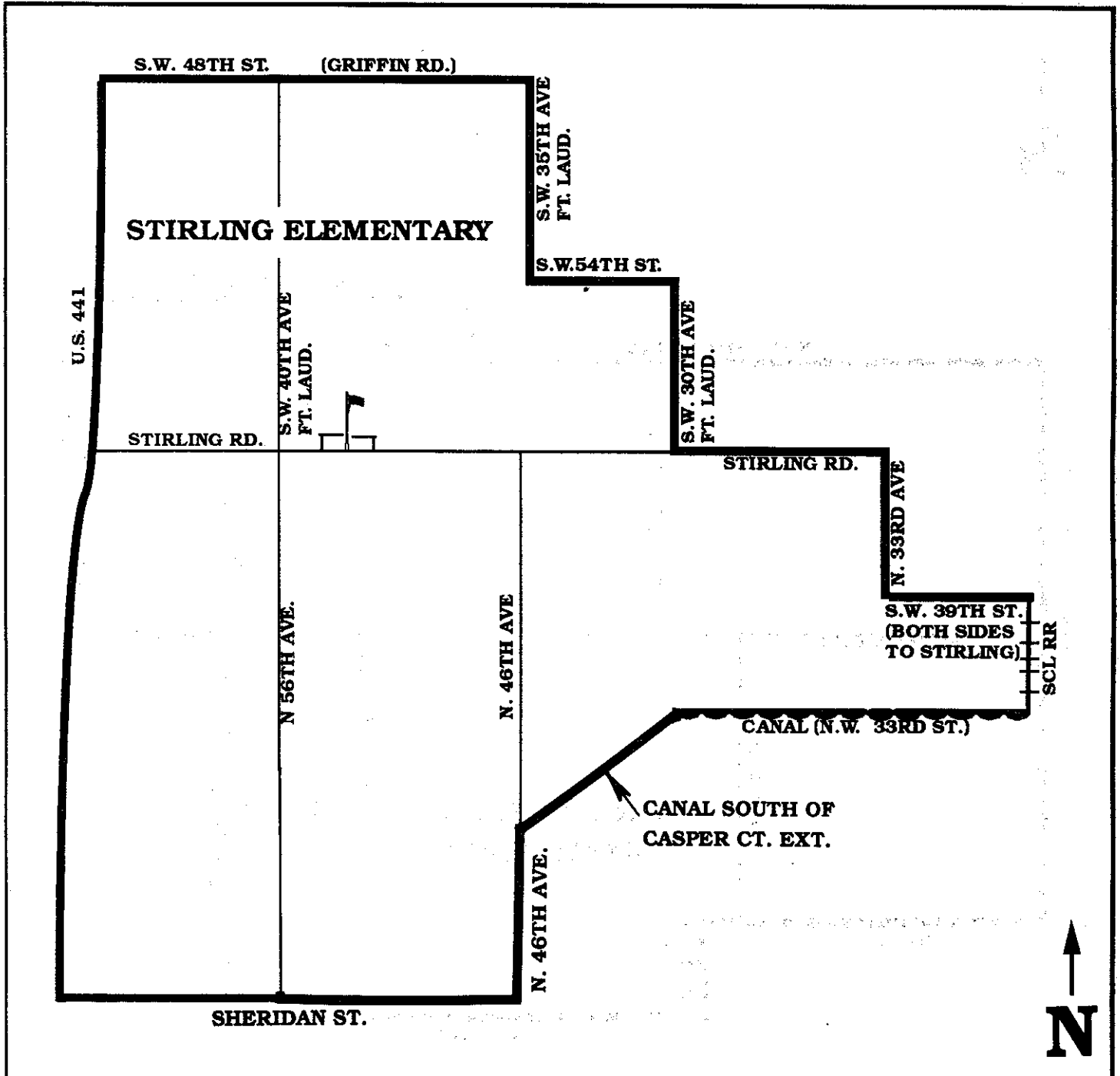
9100 SW 36 STREET
DAVIE, FLORIDA 33328
474-8200

Boundaries in this book are for the 1995/96 school year only. The boundaries are established annually by the School Board. For current information on boundaries, please contact Pupil Placement at 765-6285.



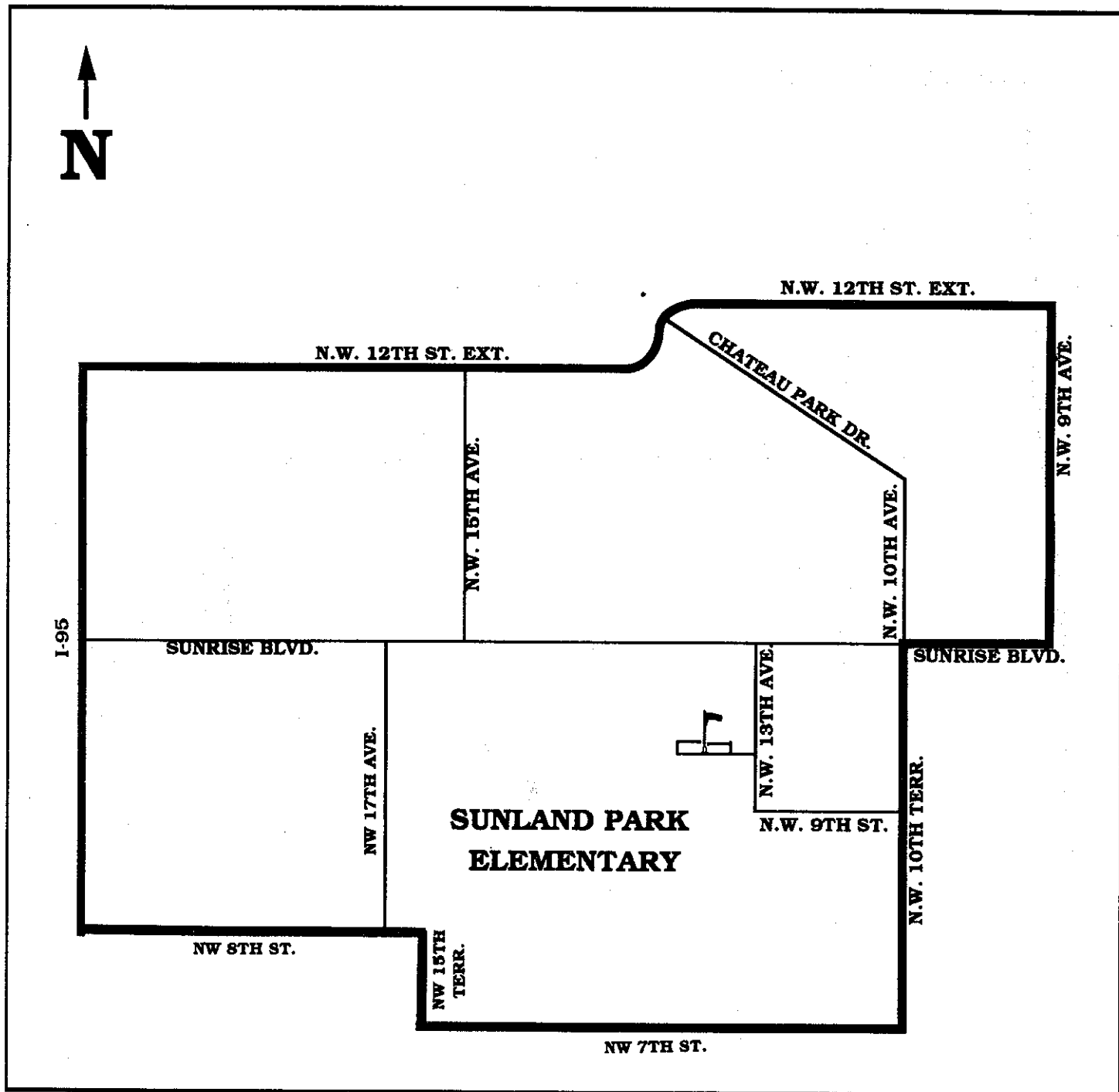
STIRLING ELEMENTARY
5500 STIRLING ROAD
HOLLYWOOD, FLORIDA 33021
985-2900

Boundaries in this book are for the 1995/96 school year only. The boundaries are established annually by the School Board. For current information on boundaries, please contact Pupil Placement at 765-6285.



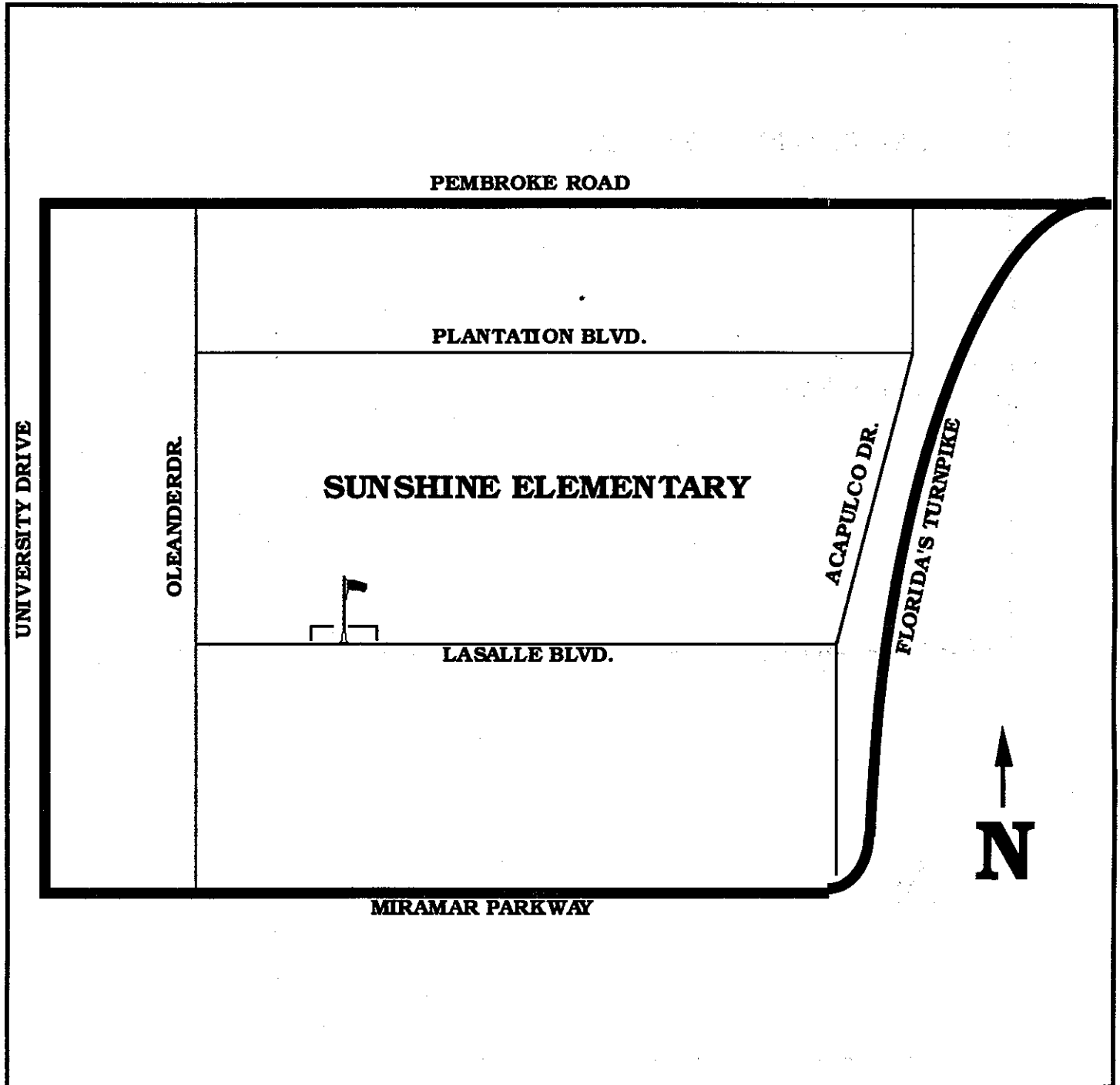
SUNLAND PARK ELEMENTARY
919 NW 13 AVENUE
FORT LAUDERDALE, FLORIDA 33311
765-6890

Boundaries in this book are for the 1995/96 school year only. The boundaries are established annually by the School Board. For current information on boundaries, please contact Pupil Placement at 765-6285.



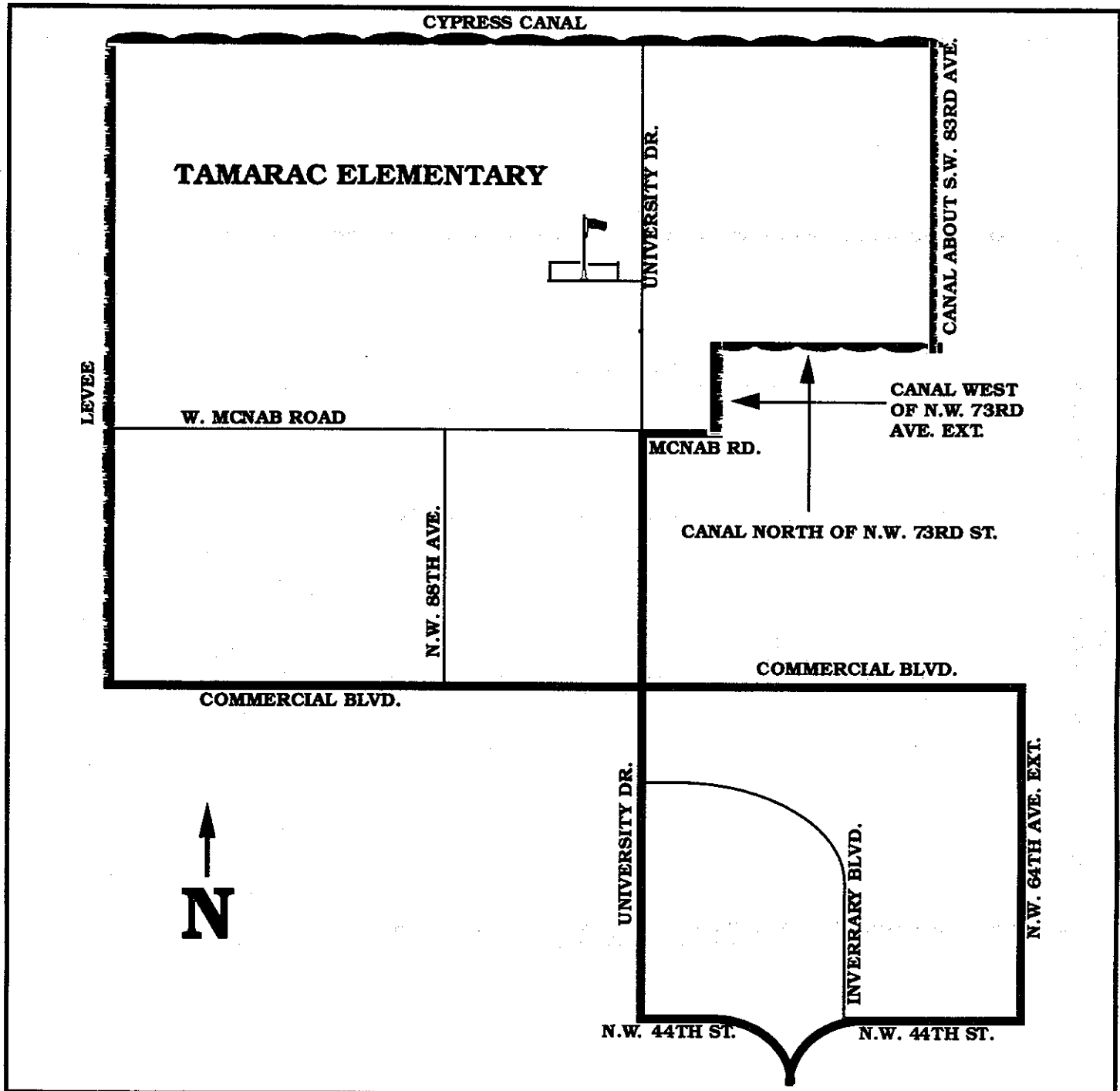
SUNSHINE ELEMENTARY
7737 W LASALLE BLVD
MIRAMAR, FLORIDA 33023
985-5200

Boundaries in this book are for the 1995/96 school year only. The boundaries are established annually by the School Board. For current information on boundaries, please contact Pupil Placement at 765-6285.



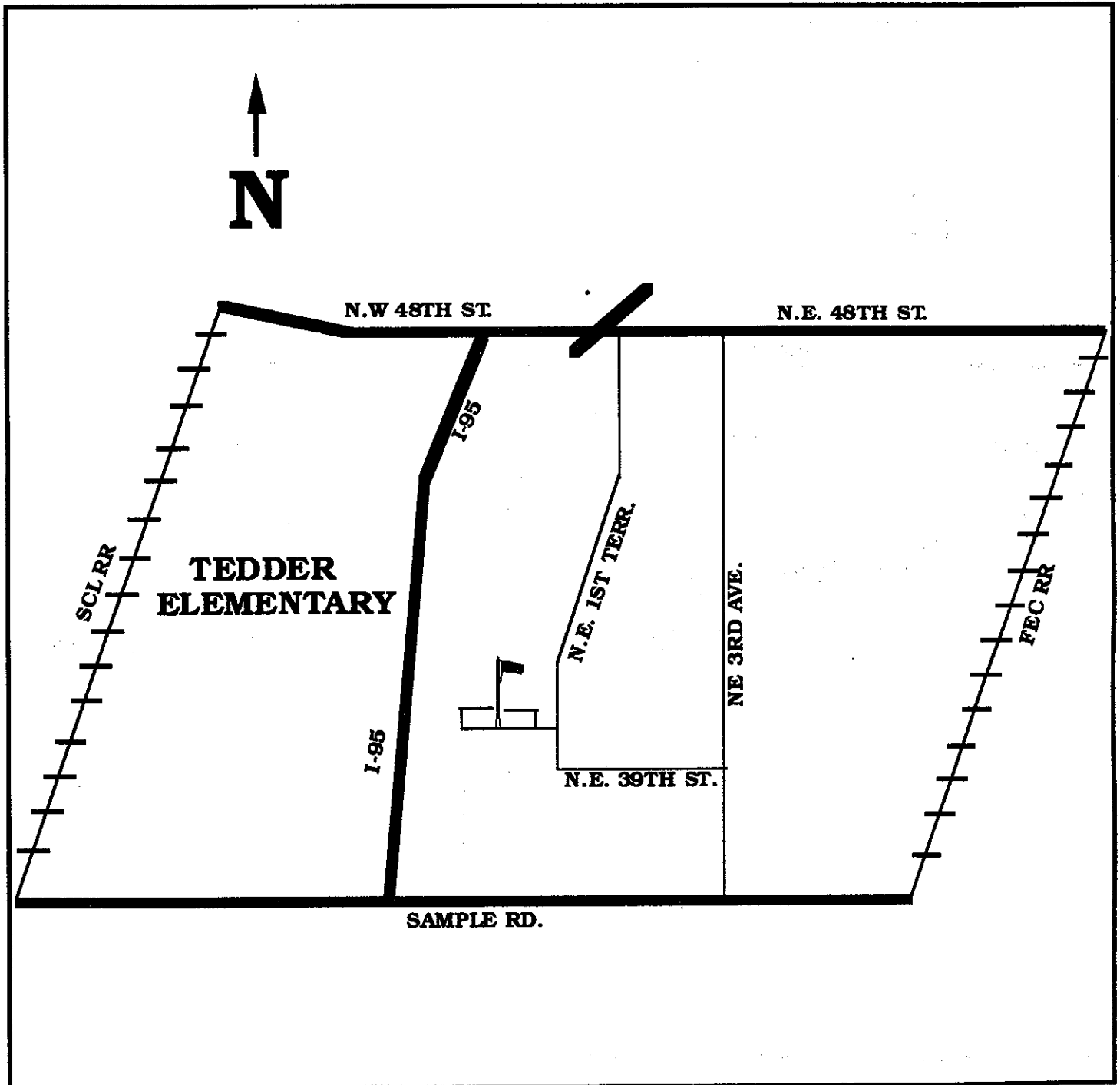
TAMARAC ELEMENTARY
7601 UNIVERSITY DRIVE
TAMARAC, FLORIDA 33321
726-7520

Boundaries in this book are for the 1995/96 school year only. The boundaries are established annually by the School Board. For current information on boundaries, please contact Pupil Placement at 765-6285.



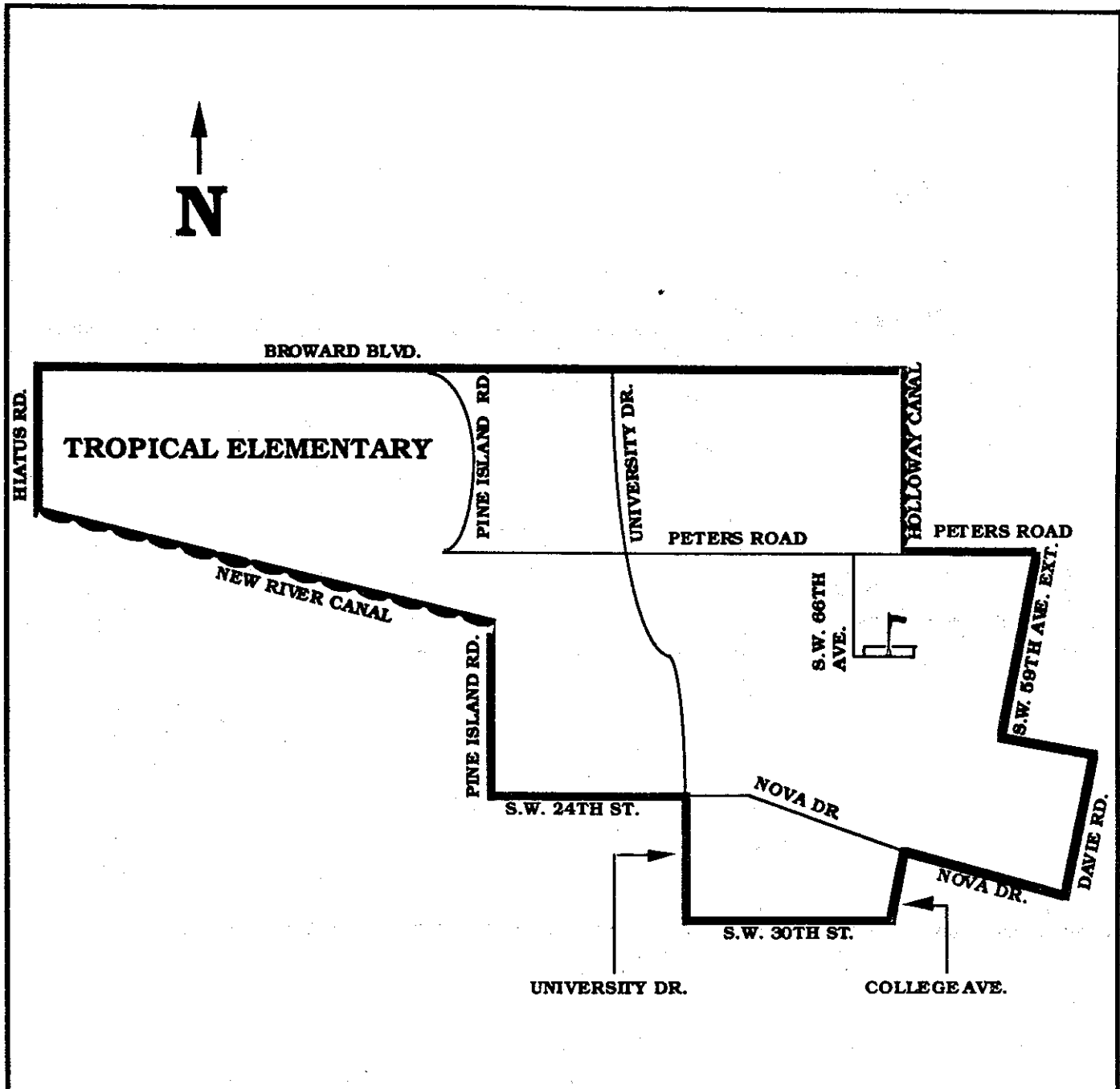
TEDDER ELEMENTARY
4157 NE 1 TERRACE
POMPANO BEACH, FLORIDA 33064
786-3740

Boundaries in this book are for the 1995/96 school year only. The boundaries are established annually by the School Board. For current information on boundaries, please contact Pupil Placement at 765-6285.



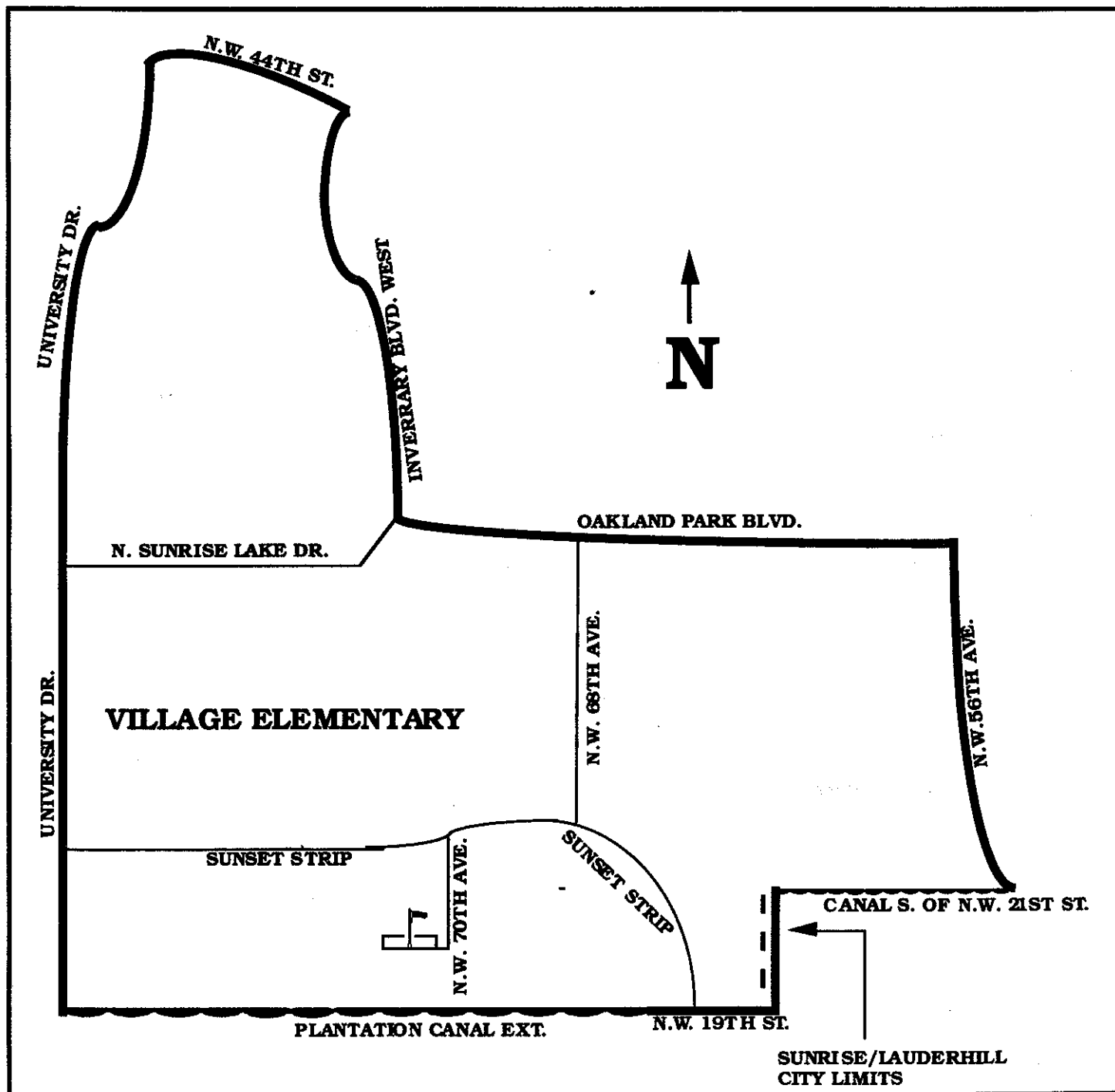
TROPICAL ELEMENTARY
1500 SW 66 AVENUE
PLANTATION, FLORIDA 33317
797-4330

Boundaries in this book are for the 1995/96 school year only. The boundaries are established annually by the School Board. For current information on boundaries, please contact Pupil Placement at 765-6285.



VILLAGE ELEMENTARY
2100 NW 70 AVENUE
SUNRISE, FLORIDA 33313
572-1200

Boundaries in this book are for the 1995/96 school year only. The boundaries are established annually by the School Board. For current information on boundaries, please contact Pupil Placement at 765-6285.



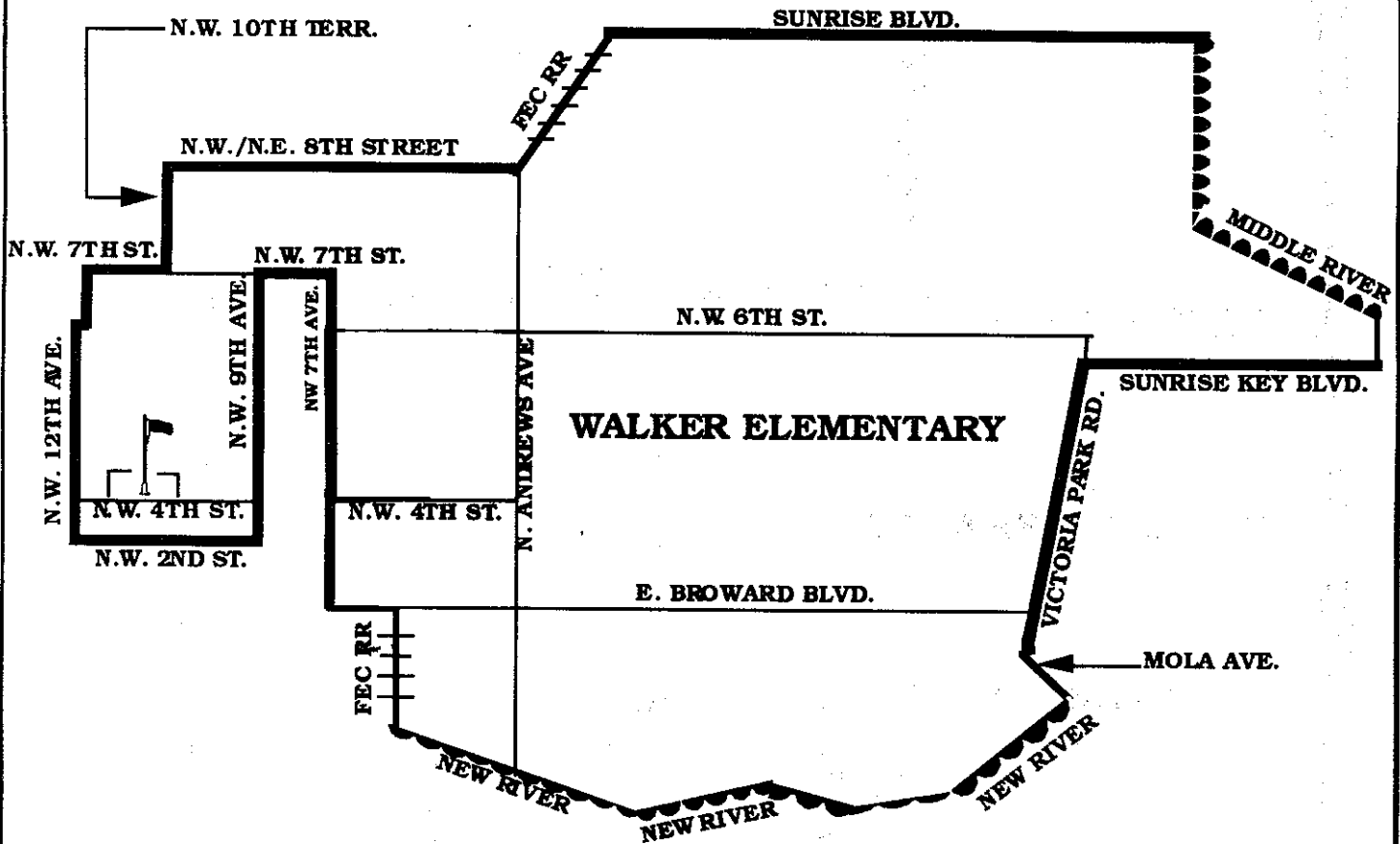
WALKER ELEMENTARY
1001 NW 4 STREET
FORT LAUDERDALE, FLORIDA 33311
765-6878

Boundaries in this book are for the 1995/96 school year only. The boundaries are established annually by the School Board. For current information on boundaries, please contact Pupil Placement at 765-6285.

Walker Elementary School is a School Near the Workplace for students whose parents/guardians work or attend school full-time in close proximity to the school.

One hundred seats are reserved for pre-kindergarten through fifth grade students in the community* surrounding Virginia Shuman Young Elementary School, who are not eligible to attend the school under School Board Policy #5004.

*East of FEC Railroad, south of Sunrise Boulevard, east of Middle River, north of Sunrise Key Boulevard, west of Victoria Park Road/Mola Avenue, and north of New River

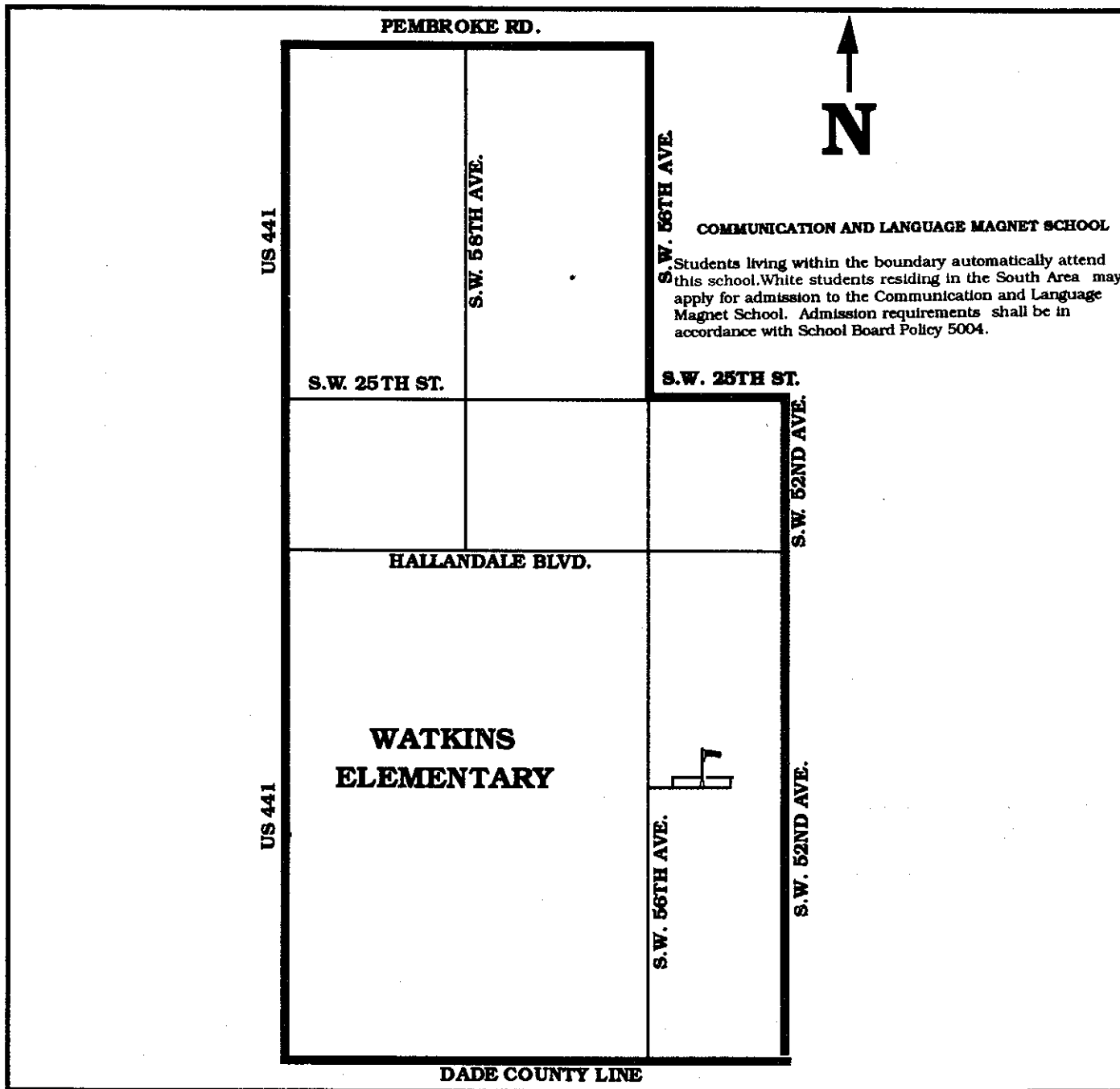


A MAGNET SCHOOL FOR THE PERFORMING ARTS

STUDENTS LIVING WITHIN THE BOUNDARY AREA AUTOMATICALLY ATTEND THIS SCHOOL. WHITE STUDENTS RESIDING IN THE CENTRAL AREA MAY APPLY FOR ADMISSION IN ACCORDANCE WITH SCHOOL BOARD POLICY 5004.

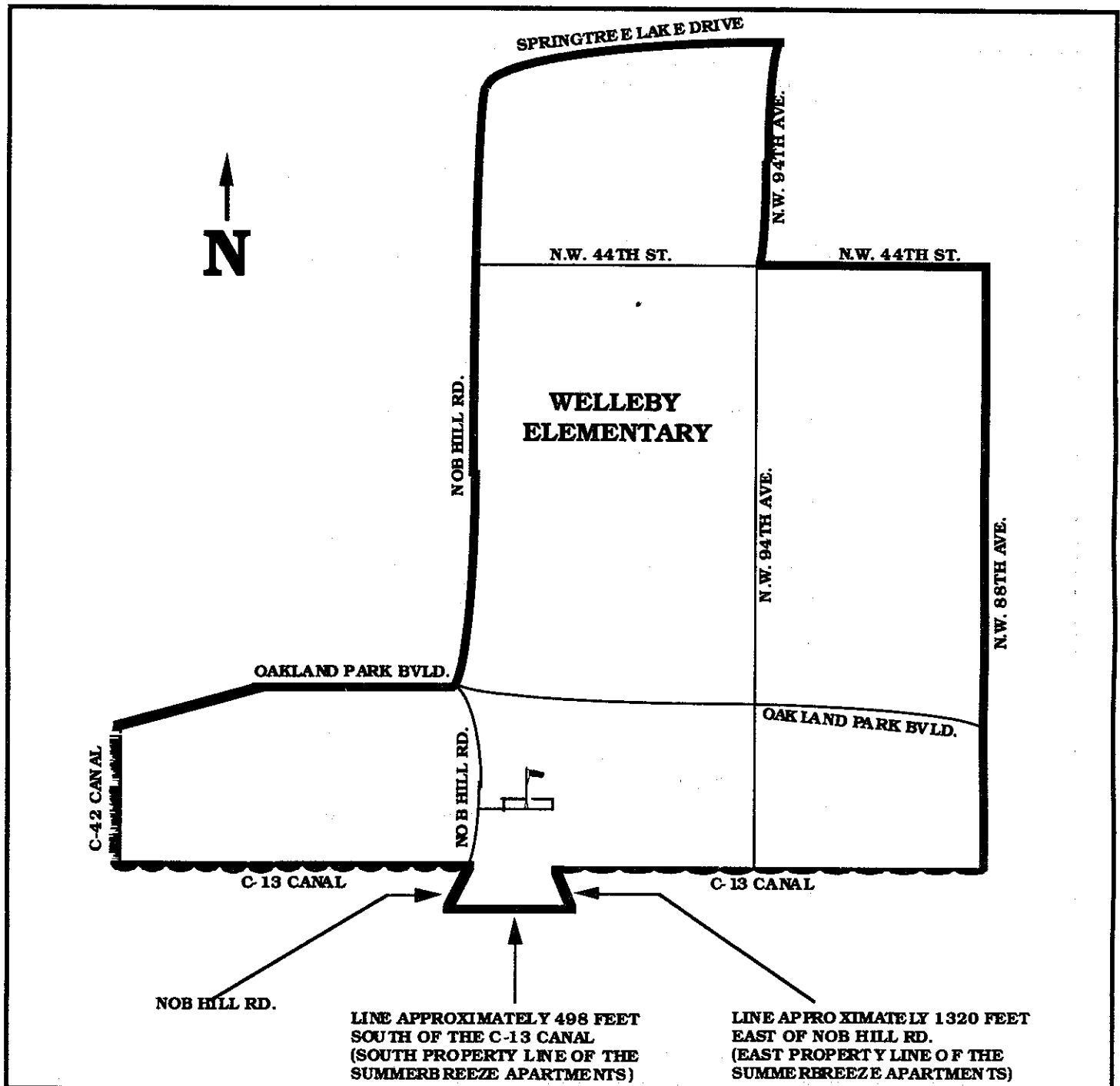
WATKINS ELEMENTARY
 3601 SW 56 AVENUE
 HOLLYWOOD, FLORIDA 33023
 985-2960

Boundaries in this book are for the 1995/96 school year only. The boundaries are established annually by the School Board. For current information on boundaries, please contact Pupil Placement at 765-6285.



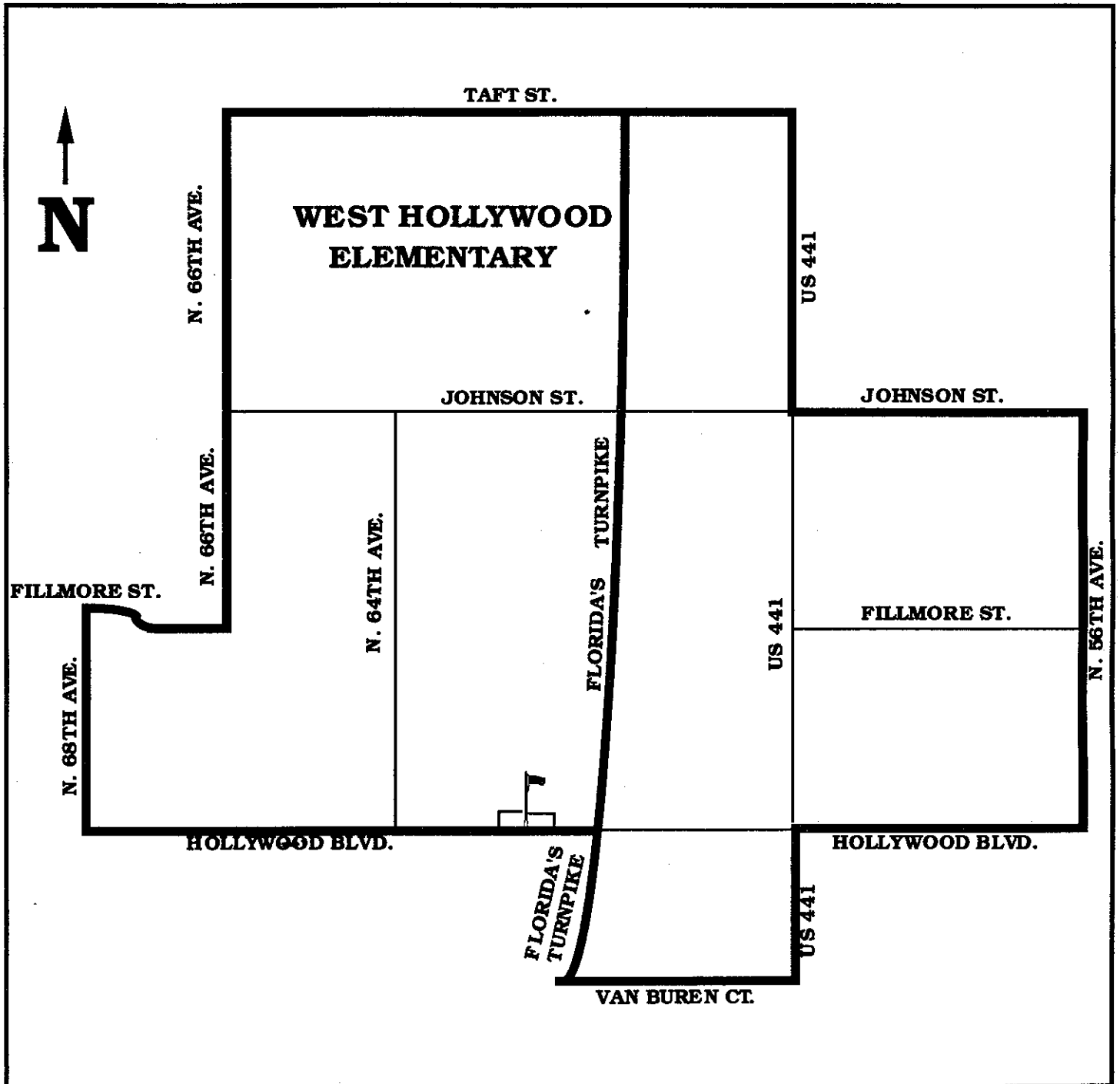
WELLEBY ELEMENTARY
3230 NOB HILL ROAD
SUNRISE, FLORIDA 33351
572-1210

Boundaries in this book are for the 1995/96 school year only. The boundaries are established annually by the School Board. For current information on boundaries, please contact Pupil Placement at 765-6285.



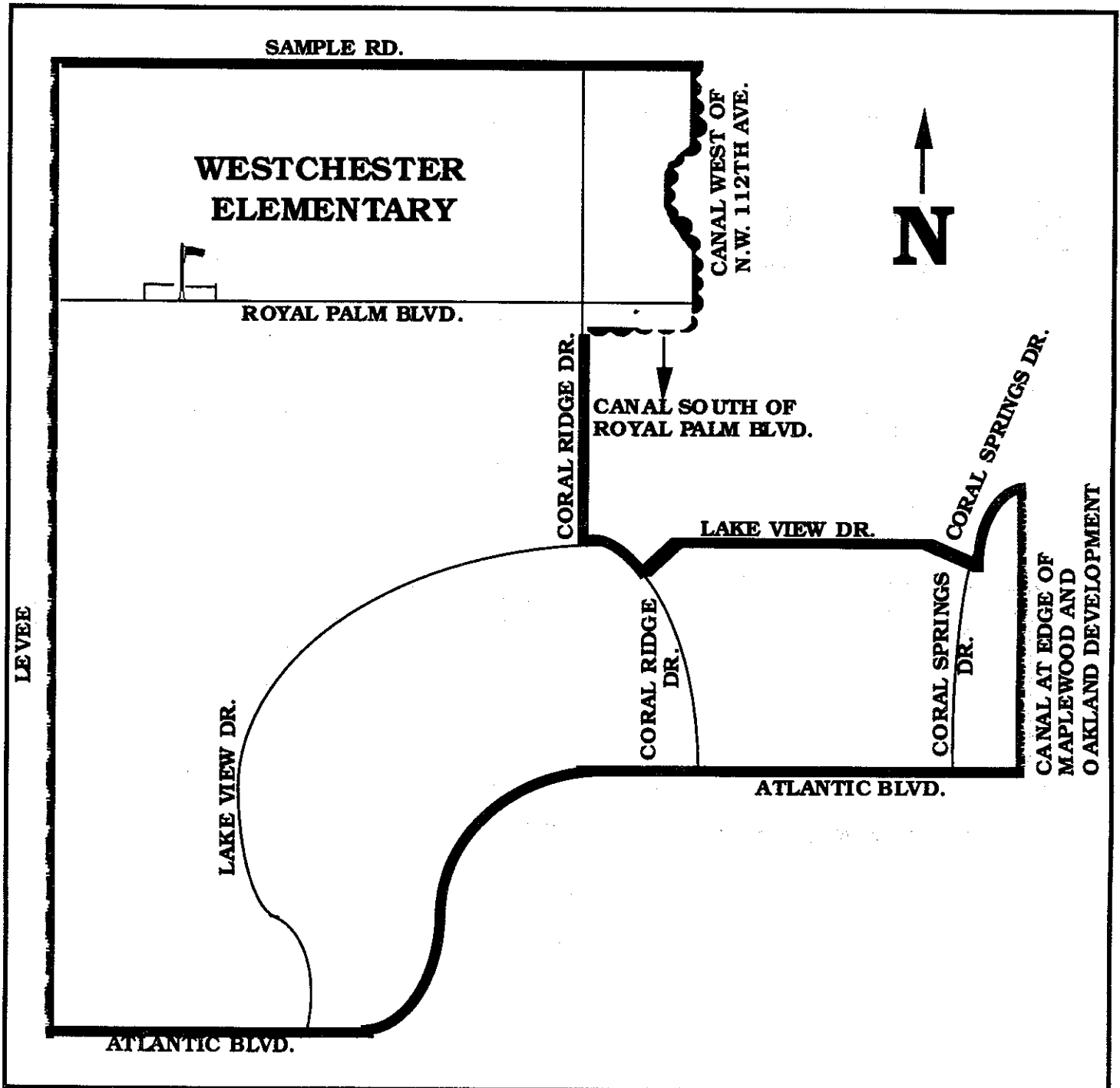
WEST HOLLYWOOD ELEMENTARY
6301 HOLLYWOOD BLVD
HOLLYWOOD, FLORIDA 33024
985-2800

Boundaries in this book are for the 1995/96 school year only. The boundaries are established annually by the School Board. For current information on boundaries, please contact Pupil Placement at 765-6285.



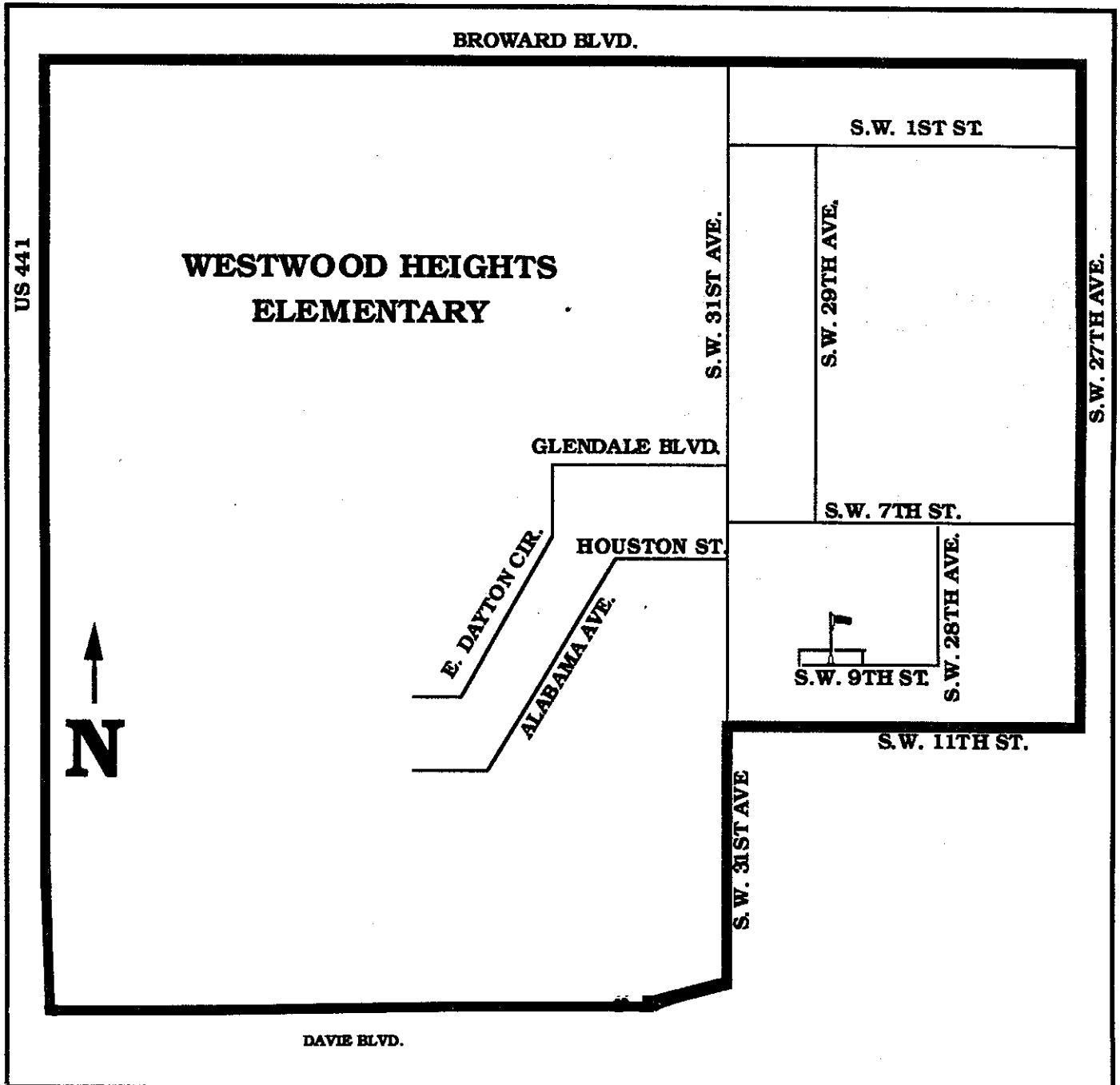
WESTCHESTER ELEMENTARY
12405 ROYAL PALM BLVD
CORAL SPRINGS, FLORIDA 33065
344-2380

Boundaries in this book are for the 1995/96 school year only. The boundaries are established annually by the School Board. For current information on boundaries, please contact Pupil Placement at 765-6285.



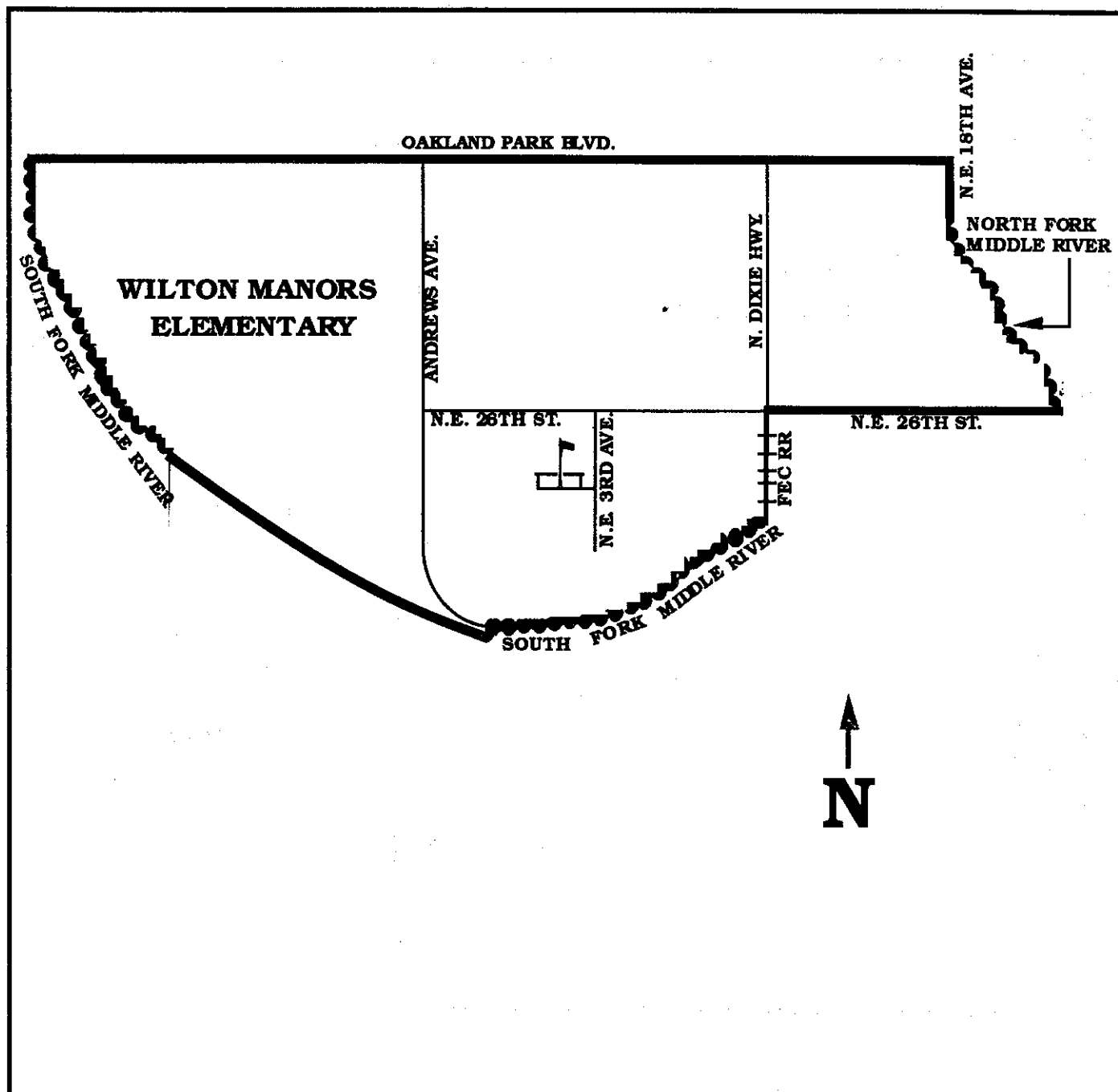
WESTWOOD HEIGHTS ELEMENTARY
2861 SW 9 STREET
FORT LAUDERDALE, FLORIDA 33312
797-4340

Boundaries in this book are for the 1995/96 school year only. The boundaries are established annually by the School Board. For current information on boundaries, please contact Pupil Placement at 765-6285.



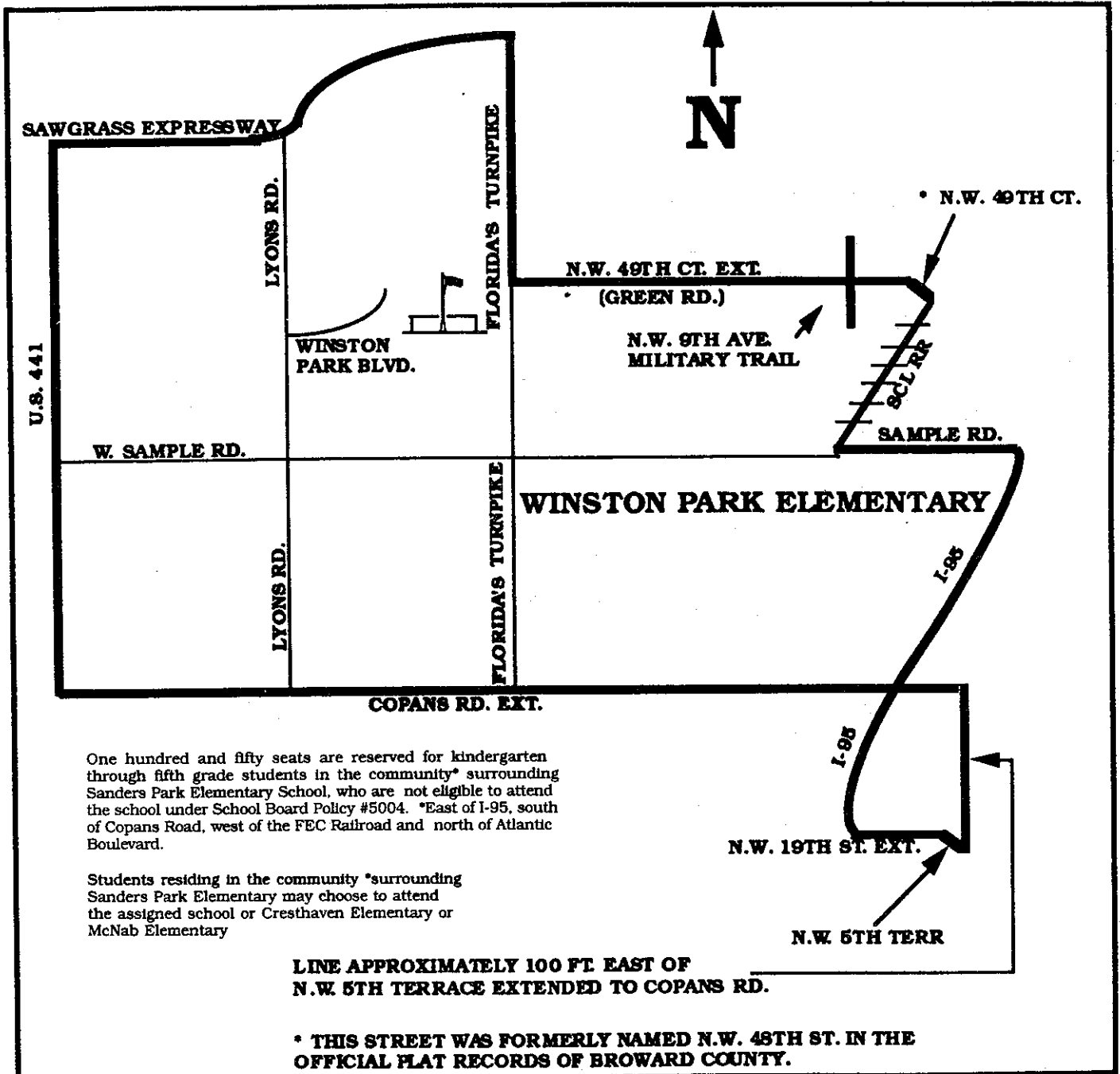
WILTON MANORS ELEMENTARY
2401 NE 3 AVENUE
WILTON MANORS, FLORIDA 33305
390-0700

Boundaries in this book are for the 1995/96 school year only. The boundaries are established annually by the School Board. For current information on boundaries, please contact Pupil Placement at 765-6285.



WINSTON PARK ELEMENTARY
 4000 WINSTON PARK BLVD.
 COCONUT CREEK, FLORIDA 33073
 481-5685

Boundaries in this book are for the 1995/96 school year only. The boundaries are established annually by the School Board. For current information on boundaries, please contact Pupil Placement at 765-6285.



VIRGINIA SHUMAN YOUNG ELEMENTARY
101 NE 11 AVENUE
FORT LAUDERDALE, FLORIDA 33301
761-2400

Boundaries in this book are for the 1995/96 school year only. The boundaries are established annually by the School Board. For current information on boundaries, please contact Pupil Placement at 765-6285.

A MONTESSORI MAGNET SCHOOL:

Admission requirements for those students applying to the program shall be in accordance with the provisions of School Board Policy #5004 and the magnet attendance guidelines for the Montessori Magnet Program.

One hundred seats are reserved for prekindergarten through fifth grade students in the community* surrounding Virginia Shuman Young Elementary School, who are not eligible to attend the school under School Board Policy #5004.

A SCHOOL NEAR THE WORKPLACE:

Parents of preschool children ages three and four and/or kindergarten through fifth grade students, who work in the downtown areas north of New River and who meet the Workplace guidelines, may make application for their children to attend this elementary school.


*East of the FEC Railroad, south of Sunrise Boulevard, east of Middle River, north of Sunrise Key Boulevard, west of Victoria Park Road/Mola Avenue, and north of New River.

Current fifth grade students attending Virginia Shuman Young Elementary School have the option of attending sixth grade at Virginia Shuman Young Elementary School in the 1995-96 school year.

MIDDLE SCHOOLS

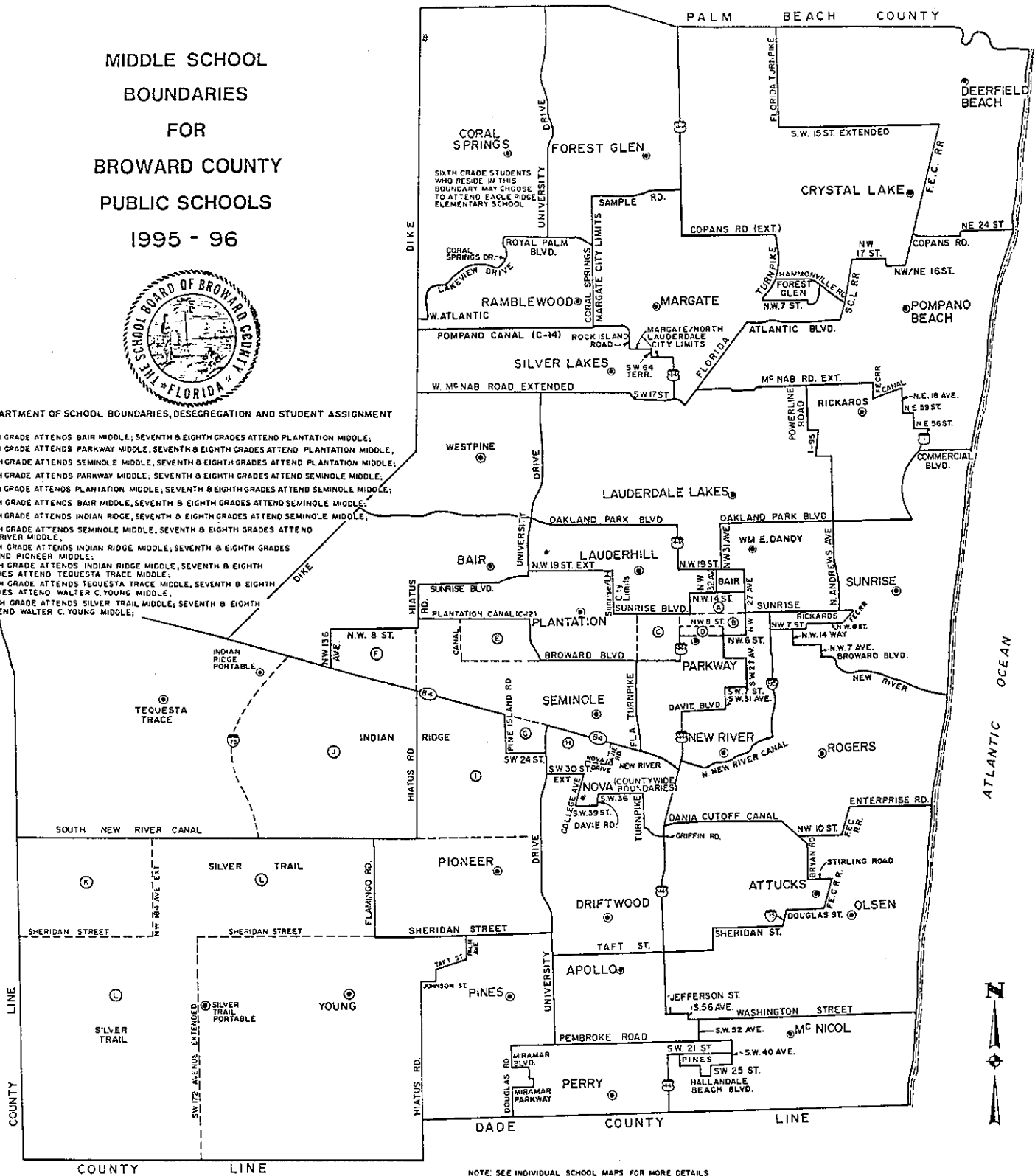


MIDDLE SCHOOL
BOUNDARIES
FOR
BROWARD COUNTY
PUBLIC SCHOOLS
1995 - 96




DEPARTMENT OF SCHOOL BOUNDARIES, DESEGREGATION AND STUDENT ASSIGNMENT

- (A) SIXTH GRADE ATTENDS BAIR MIDDLE; SEVENTH & EIGHTH GRADES ATTEND PLANTATION MIDDLE;
- (B) SIXTH GRADE ATTENDS PARKWAY MIDDLE; SEVENTH & EIGHTH GRADES ATTEND PLANTATION MIDDLE;
- (C) SIXTH GRADE ATTENDS SEMINOLE MIDDLE; SEVENTH & EIGHTH GRADES ATTEND PLANTATION MIDDLE;
- (D) SIXTH GRADE ATTENDS PARKWAY MIDDLE; SEVENTH & EIGHTH GRADES ATTEND SEMINOLE MIDDLE;
- (E) SIXTH GRADE ATTENDS PLANTATION MIDDLE; SEVENTH & EIGHTH GRADES ATTEND SEMINOLE MIDDLE;
- (F) SIXTH GRADE ATTENDS BAIR MIDDLE; SEVENTH & EIGHTH GRADES ATTEND SEMINOLE MIDDLE;
- (G) SIXTH GRADE ATTENDS INDIAN RIDGE; SEVENTH & EIGHTH GRADES ATTEND SEMINOLE MIDDLE;
- (H) SIXTH GRADE ATTENDS SEMINOLE MIDDLE; SEVENTH & EIGHTH GRADES ATTEND NEW RIVER MIDDLE;
- (I) SIXTH GRADE ATTENDS INDIAN RIDGE MIDDLE; SEVENTH & EIGHTH GRADES ATTEND PIONEER MIDDLE;
- (J) SIXTH GRADE ATTENDS INDIAN RIDGE MIDDLE; SEVENTH & EIGHTH GRADES ATTEND TEQUESTA TRACE MIDDLE;
- (K) SIXTH GRADE ATTENDS TEQUESTA TRACE MIDDLE; SEVENTH & EIGHTH GRADES ATTEND WALTER C. YOUNG MIDDLE;
- (L) SIXTH GRADE ATTENDS SILVER TRAIL MIDDLE; SEVENTH & EIGHTH GRADES ATTEND WALTER C. YOUNG MIDDLE;

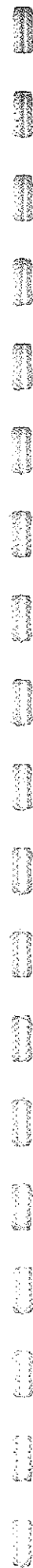


NOTE: SEE INDIVIDUAL SCHOOL MAPS FOR MORE DETAILS



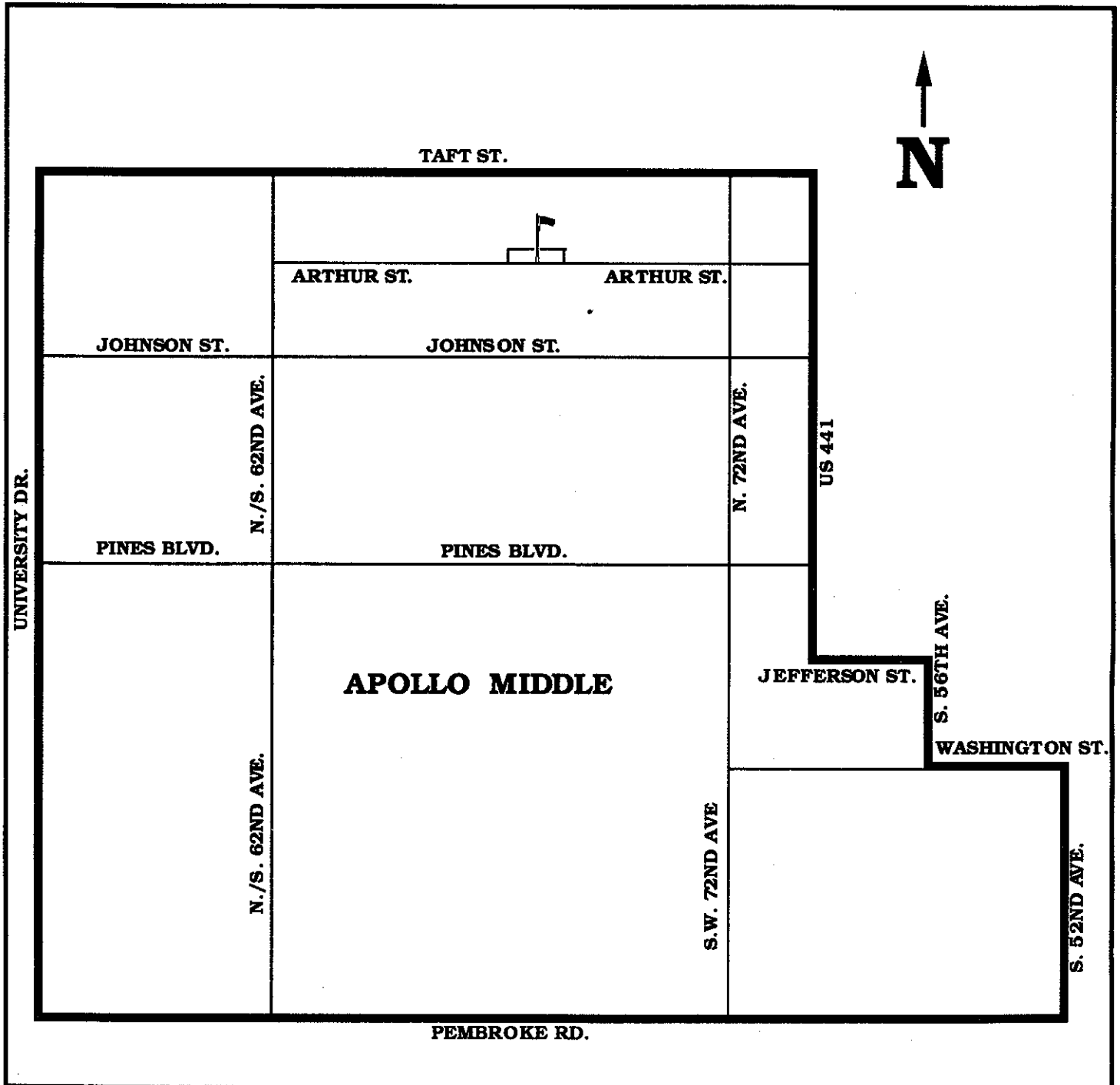
MIDDLE SCHOOLS

| | |
|---------------------------|-----|
| APOLLO (S)..... | 121 |
| ATTUCKS (S)..... | 122 |
| BAIR (C)..... | 123 |
| CORAL SPRINGS (N)..... | 124 |
| CRYSTAL LAKE N)..... | 125 |
| DANDY, WILLIAM E. (C).... | 126 |
| DEERFIELD BEACH (N)..... | 127 |
| DRIFTWOOD (S)..... | 128 |
| FOREST GLEN (N)..... | 129 |
| INDIAN RIDGE (P) (S)..... | 130 |
| LAUDERDALE LAKES (C)... | 131 |
| LAUDERHILL (S)..... | 132 |
| MARGATE (N)..... | 133 |
| McNICOL (S)..... | 134 |
| NEW RIVER (C)..... | 135 |
| NOVA (S)..... | 136 |
| OLSEN (S)..... | 137 |
| PARKWAY (C)..... | 138 |
| PERRY (S)..... | 139 |
| PINES (S)..... | 140 |
| PIONEER (S)..... | 141 |
| PLANTATION (C)..... | 142 |
| POMPANO BEACH (N)..... | 143 |
| RAMBLEWOOD (N)..... | 144 |
| RICKARDS (N)..... | 145 |
| ROGERS (C)..... | 146 |
| SEMINOLE (C)..... | 147 |
| SILVER LAKES (N)..... | 148 |
| SILVER TRAIL (S)..... | 149 |
| SUNRISE (C)..... | 150 |
| TEQUESTA TRACE (S)..... | 151 |
| WESTPINE (C)..... | 152 |
| YOUNG, WALTER C. (S).... | 153 |



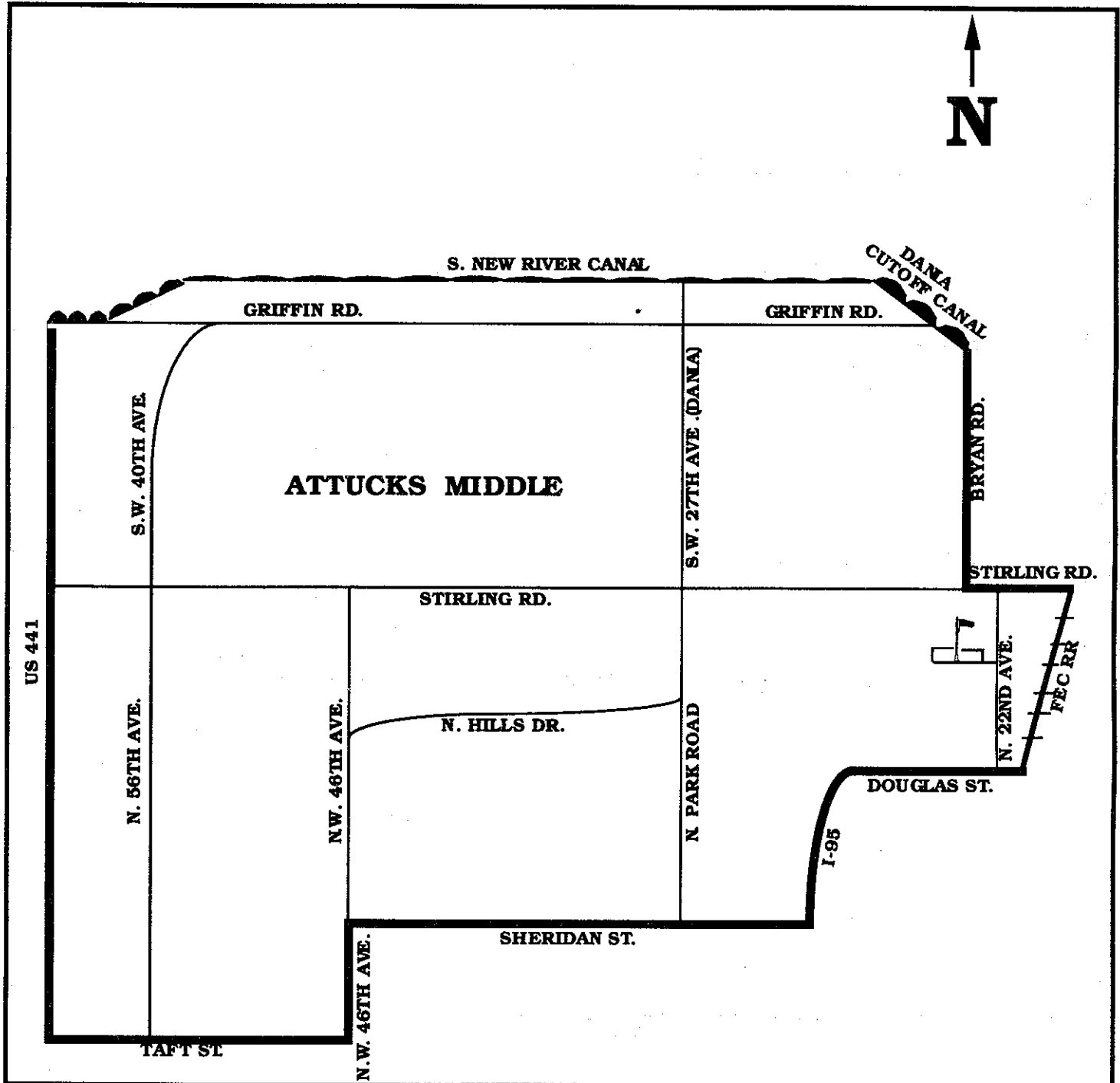
APOLLO MIDDLE
6800 ARTHUR STREET
HOLLYWOOD, FLORIDA 33024
985-3000

Boundaries in this book are for the 1995/96 school year only. The boundaries are established annually by the School Board. For current information on boundaries, please contact Pupil Placement at 765-6285.



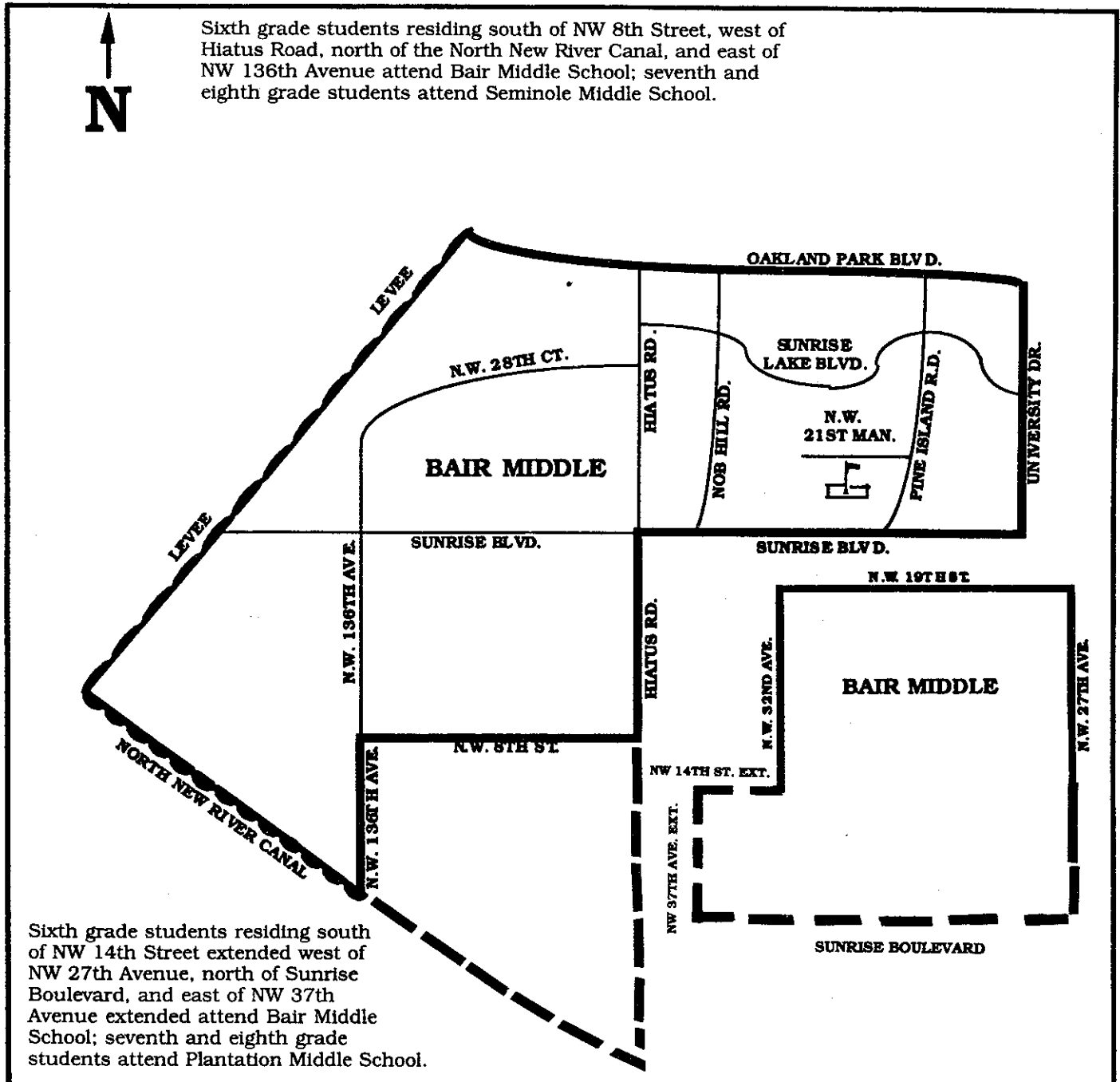
ATTUCKS MIDDLE
3500 N 22 AVE
HOLLYWOOD, FLORIDA 33020
926-0900

Boundaries in this book are for the 1995/96 school year only. The boundaries are established annually by the School Board. For current information on boundaries, please contact Pupil Placement at 765-6285.



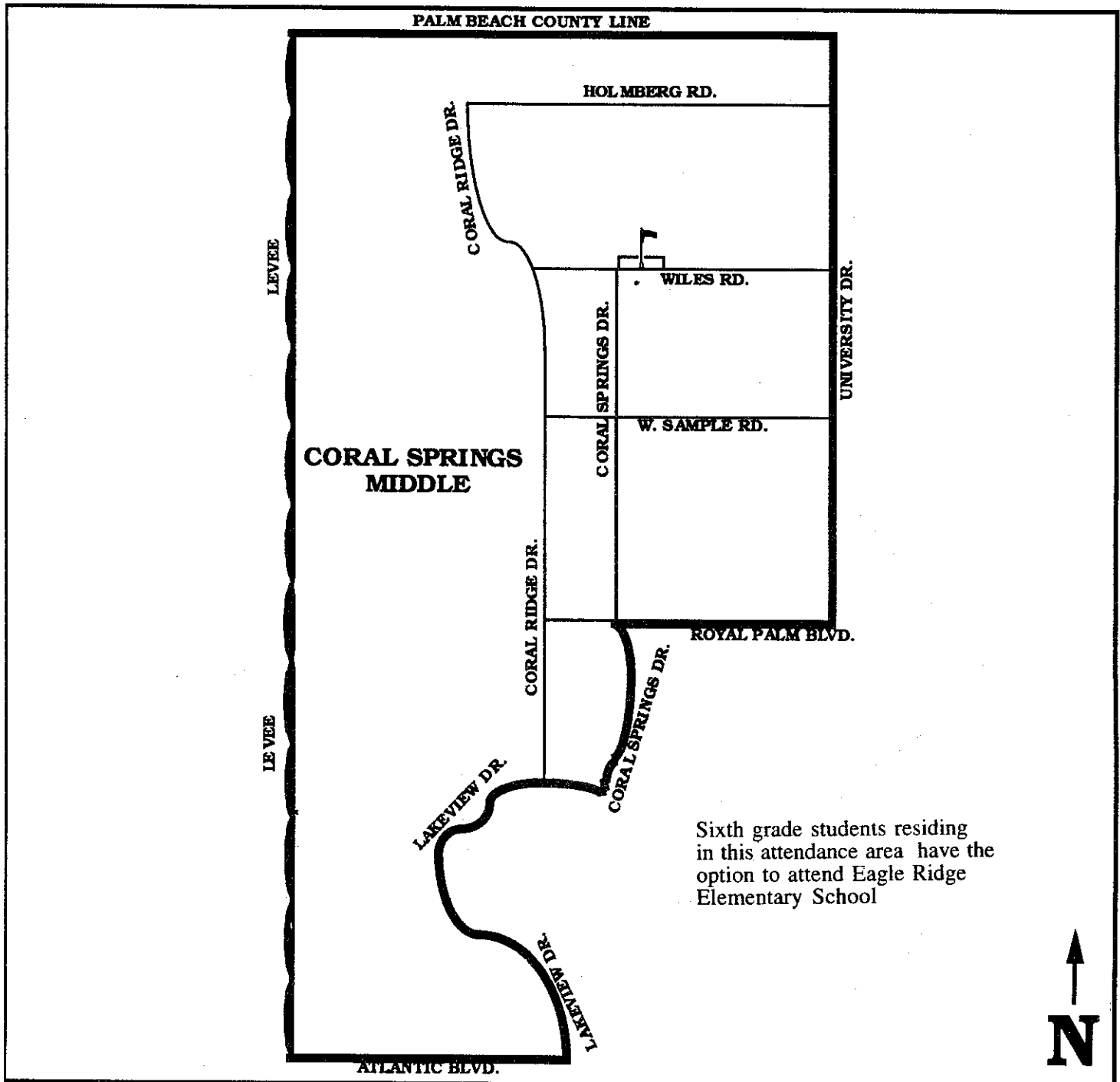
BAIR MIDDLE
 9100 NW 21 MANOR
 SUNRISE, FL 33322
 572-1400

Boundaries in this book are for the 1995/96 school year only. The boundaries are established annually by the School Board. For current information on boundaries, please contact Pupil Placement at 765-6285.



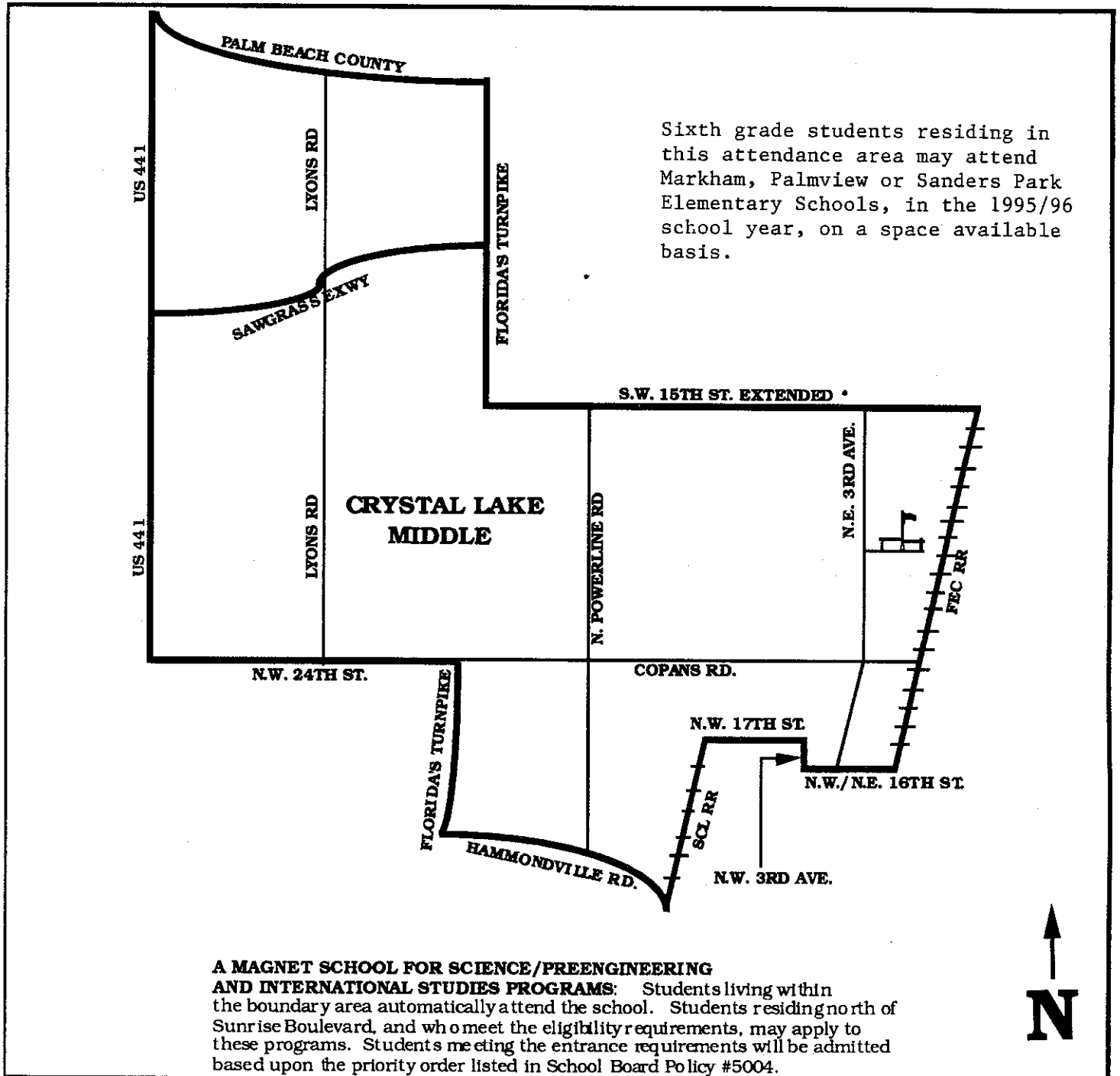
CORAL SPRINGS MIDDLE
10300 W. WILES ROAD
CORAL SPRINGS, FL 33067
344-5500

Boundaries in this book are for the 1995/96 school year only. The boundaries are established annually by the School Board. For current information on boundaries, please contact Pupil Placement at 765-6285.



CRYSTAL LAKE MIDDLE
 3551 NE 3 AVENUE
 POMPAN0 BEACH, FL 33064
 786-3550

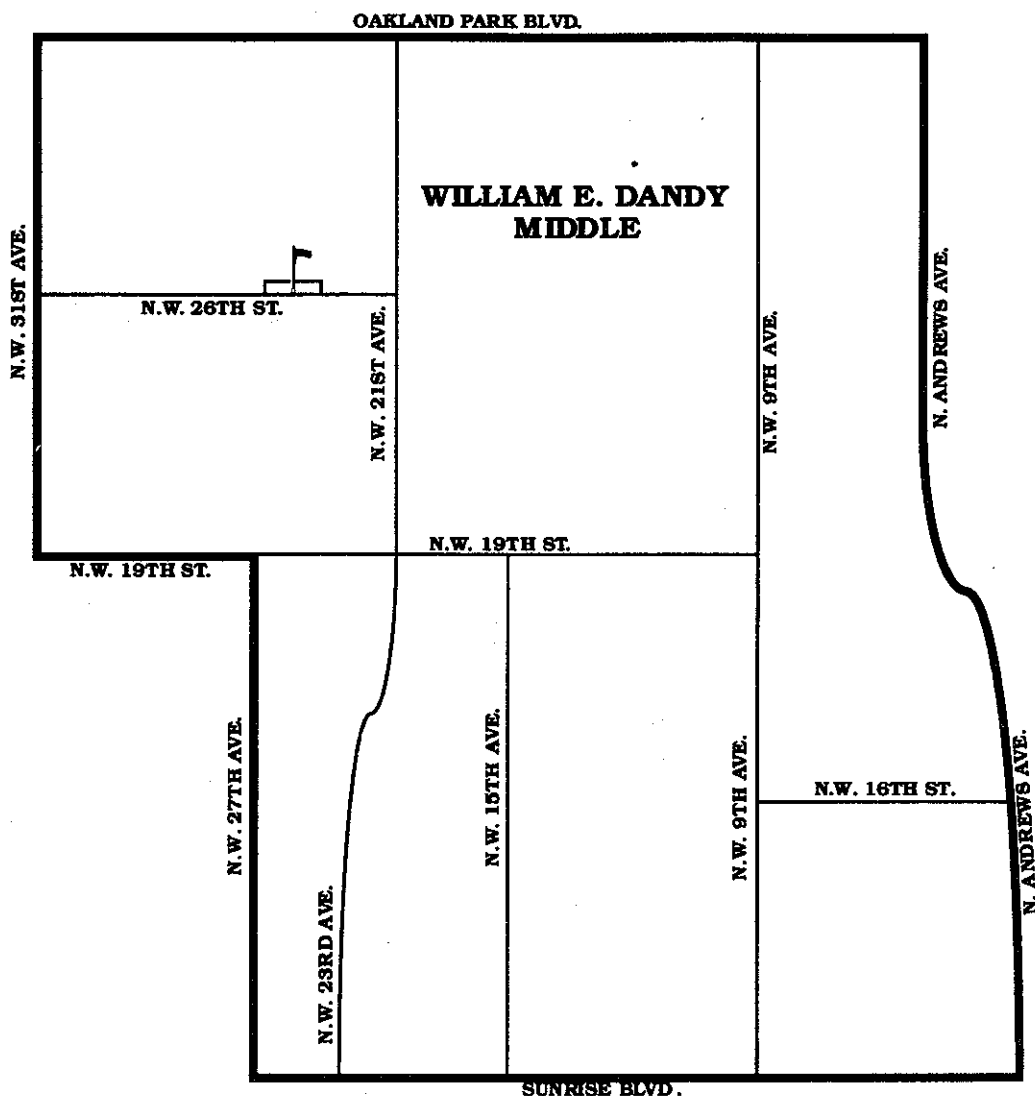
Boundaries in this book are for the 1995/96 school year only. The boundaries are established annually by the School Board. For current information on boundaries, please contact Pupil Placement at 765-6285.



WILLIAM E. DANDY MIDDLE
2400 NW 26 STREET
FORT LAUDERDALE, FLORIDA 33311
497-1875

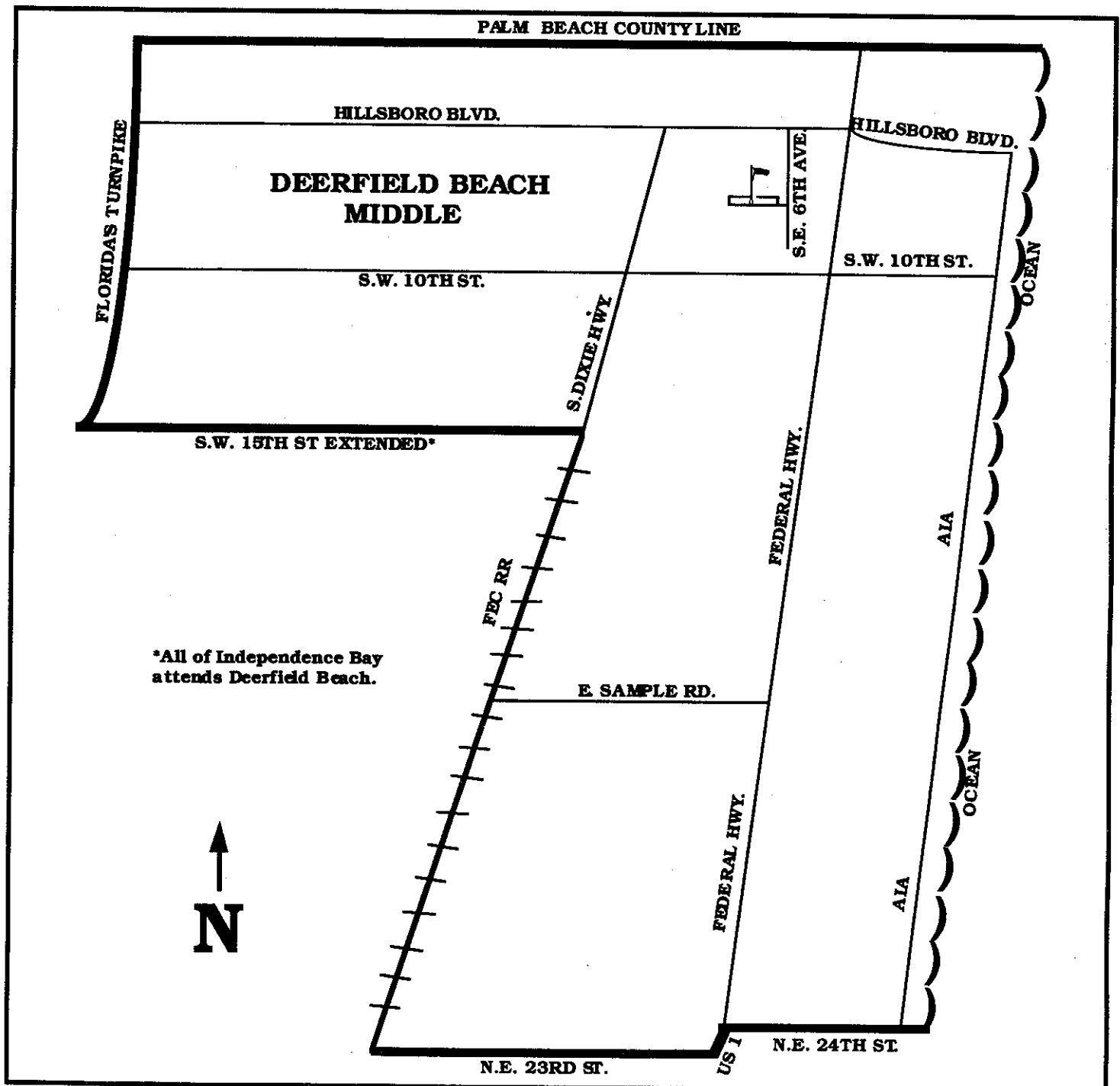
Boundaries in this book are for the 1995/96 school year only. The boundaries are established annually by the School Board. For current information on boundaries, please contact Pupil Placement at 765-6285.

A MAGNET SCHOOL FOR PRELAW AND PREMEDICAL PROGRAMS: Students living within the boundary area automatically attend the school. Students residing north of Sunrise Boulevard, and who meet the eligibility requirements, may apply to these programs. Students meeting the entrance requirements will be added based upon the priority order listed in School Board Policy #5004.



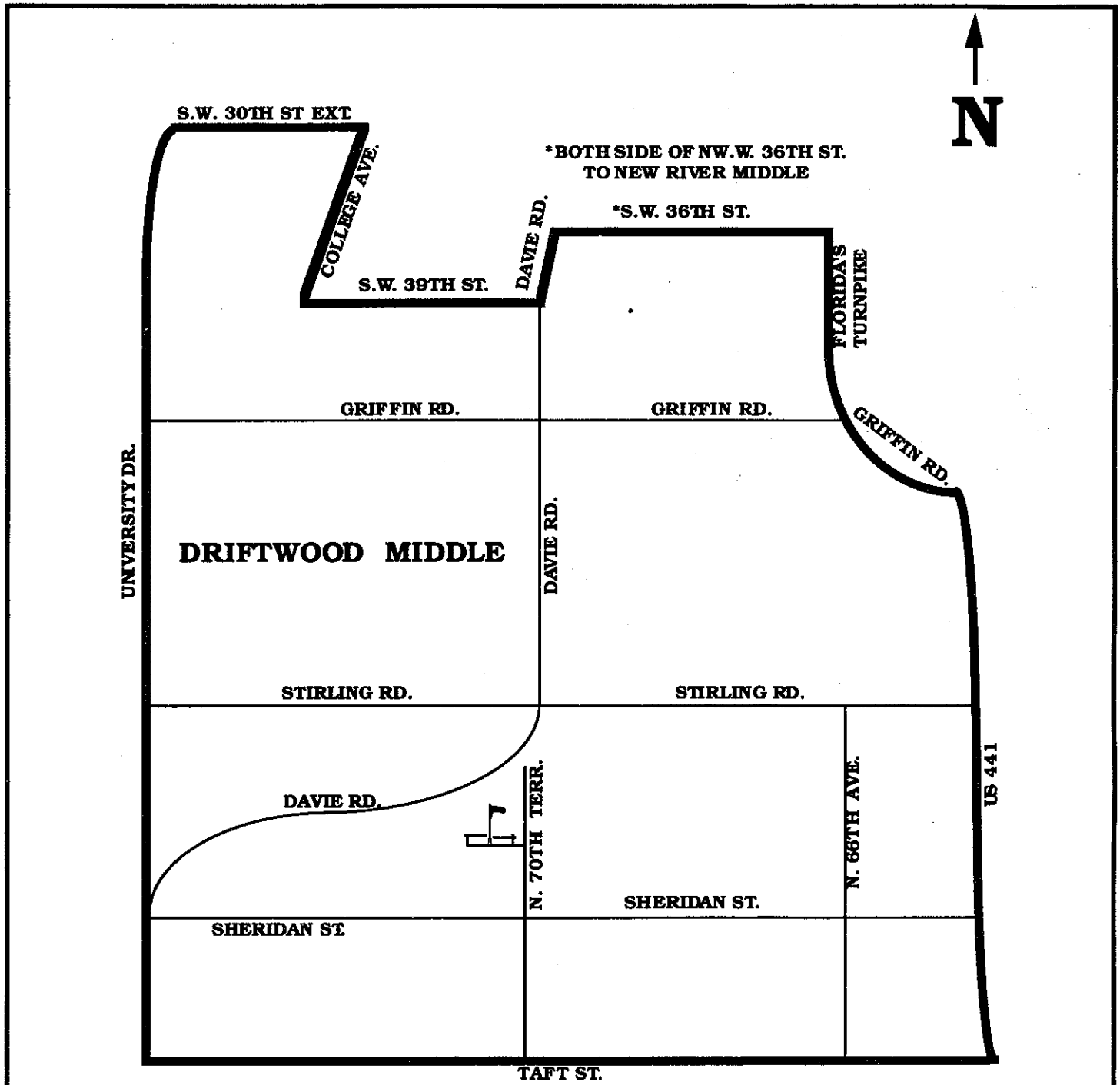
DEERFIELD BEACH MIDDLE
701 SE 6 AVE
DEERFIELD BEACH, FLORIDA 33441
481-5700

Boundaries in this book are for the 1995/96 school year only. The boundaries are established annually by the School Board. For current information on boundaries, please contact Pupil Placement at 765-6285.



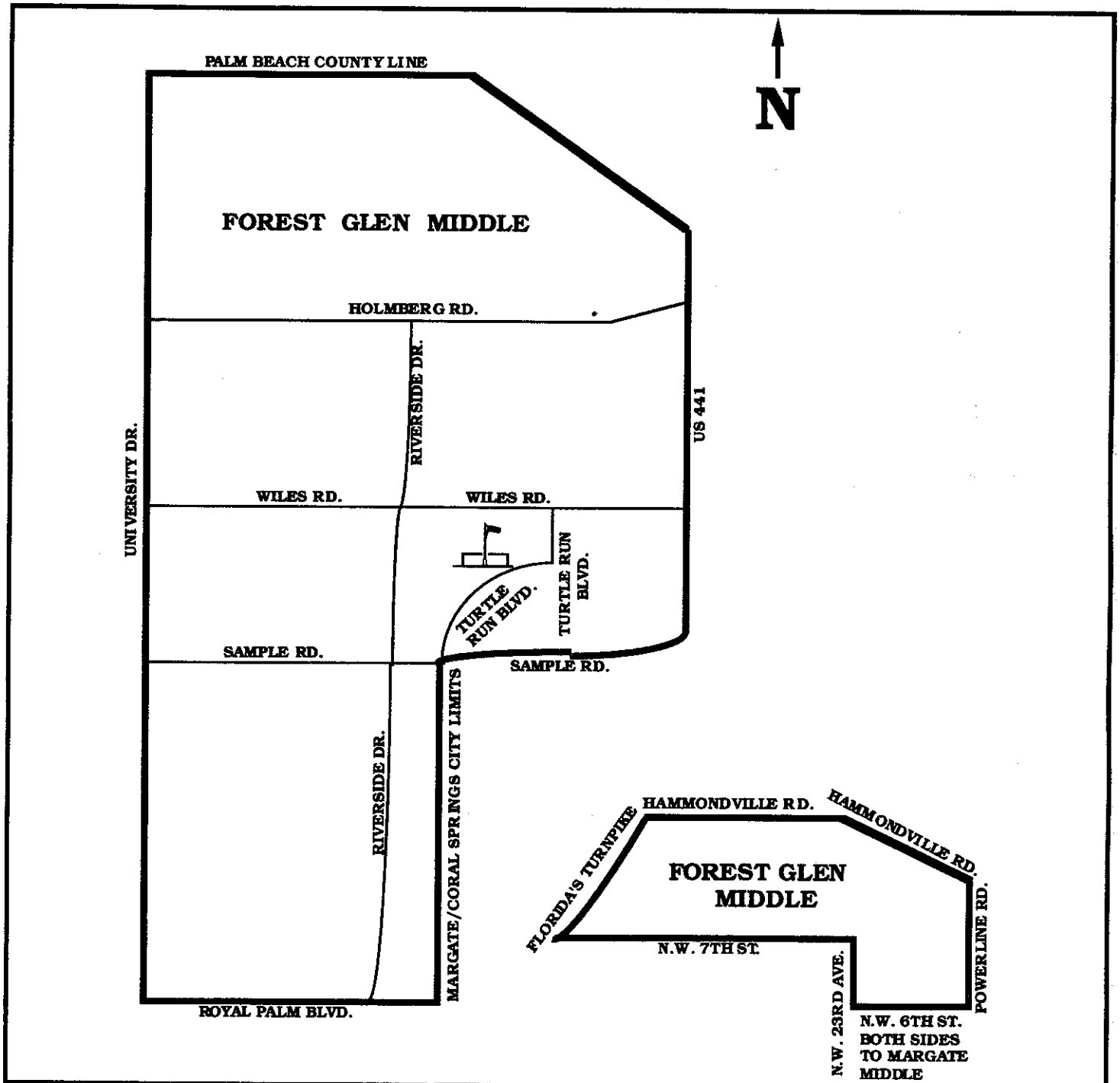
DRIFTWOOD MIDDLE
2751 NW 70 TERR
HOLLYWOOD, FLORIDA 33024
985-3100

Boundaries in this book are for the 1995/96 school year only. The boundaries are established annually by the School Board. For current information on boundaries, please contact Pupil Placement at 765-6285.



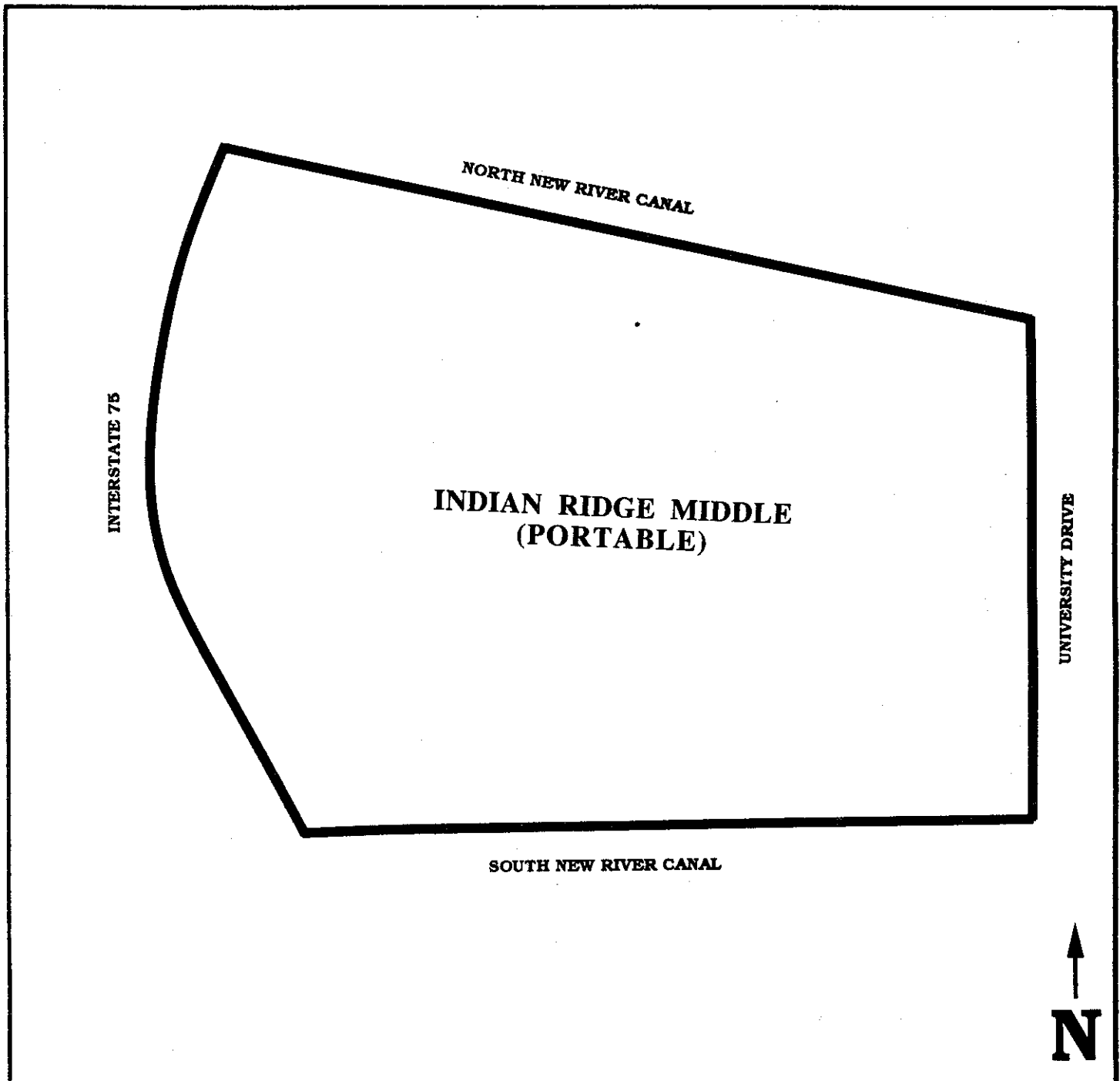
FOREST GLEN MIDDLE
 6501 TURTLE RUN BOULEVARD
 CORAL SPRINGS, FLORIDA 33067
 345-4970

Boundaries in this book are for the 1995/96 school year only. The boundaries are established annually by the School Board. For current information on boundaries, please contact Pupil Placement at 765-6285.



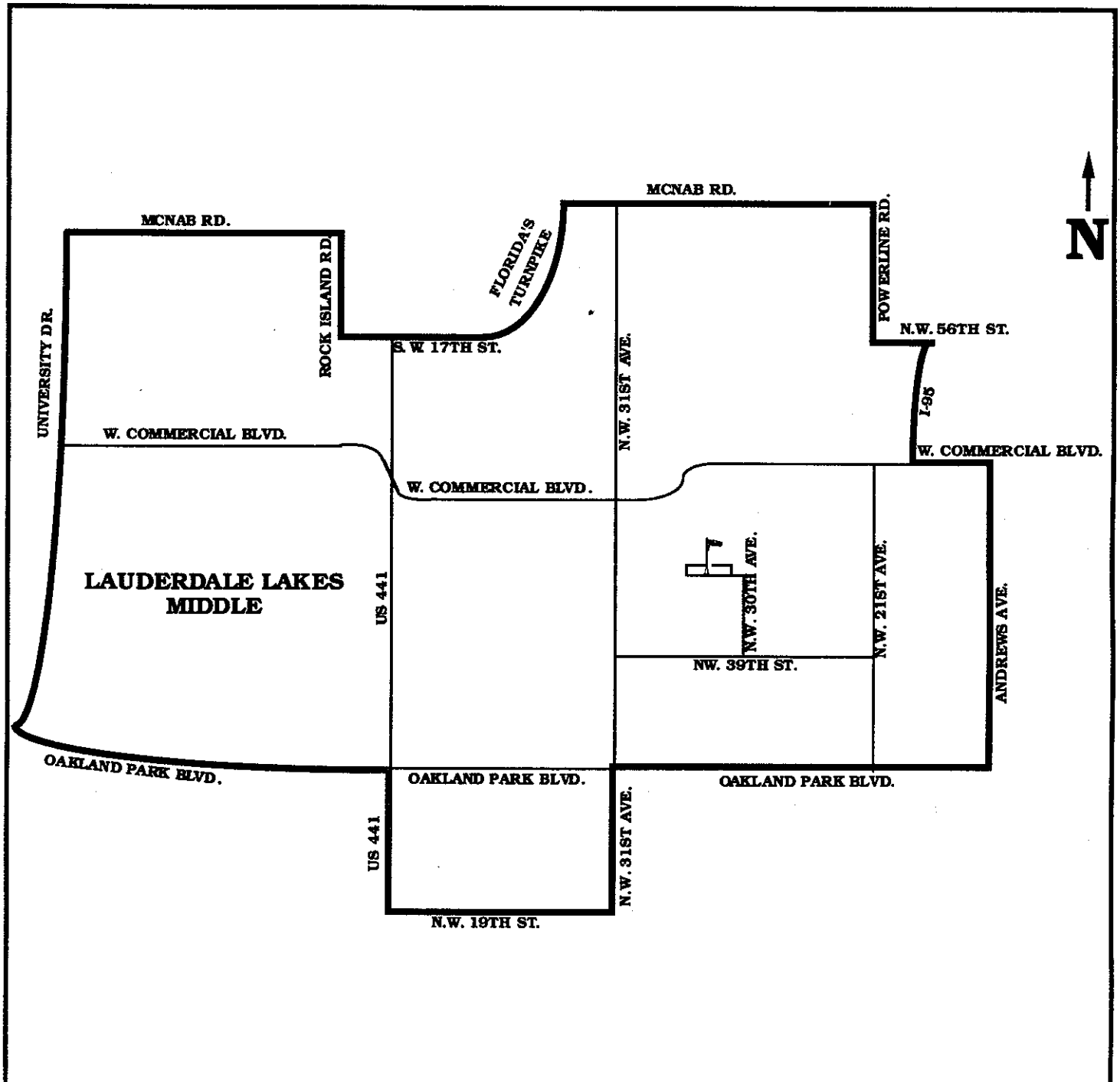
**INDIAN RIDGE MIDDLE
(PORTABLE)
270 N NEW RIVER CIRCLE
SUNRISE, FL 33026
384-5136**

Boundaries in this book are for the 1995/96 school year only. The boundaries are established annually by the School Board. For current information on boundaries, please contact Pupil Placement at 765-6285.



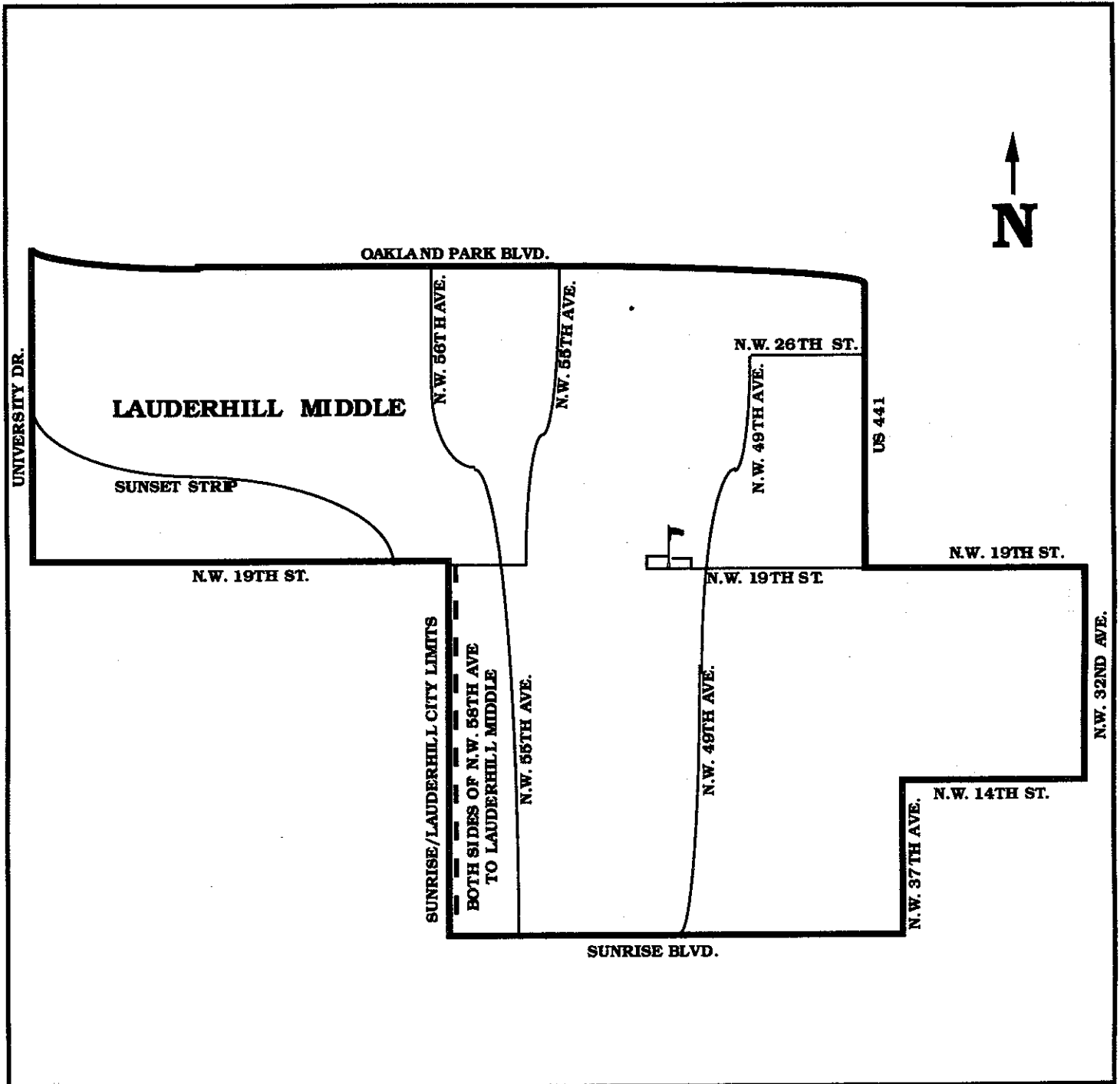
LAUDERDALE LAKES MIDDLE
3911 NW 30 AVE
LAUDERDALE LAKES, FLORIDA 33309
497-3900

Boundaries in this book are for the 1995/96 school year only. The boundaries are established annually by the School Board. For current information on boundaries, please contact Pupil Placement at 765-6285.



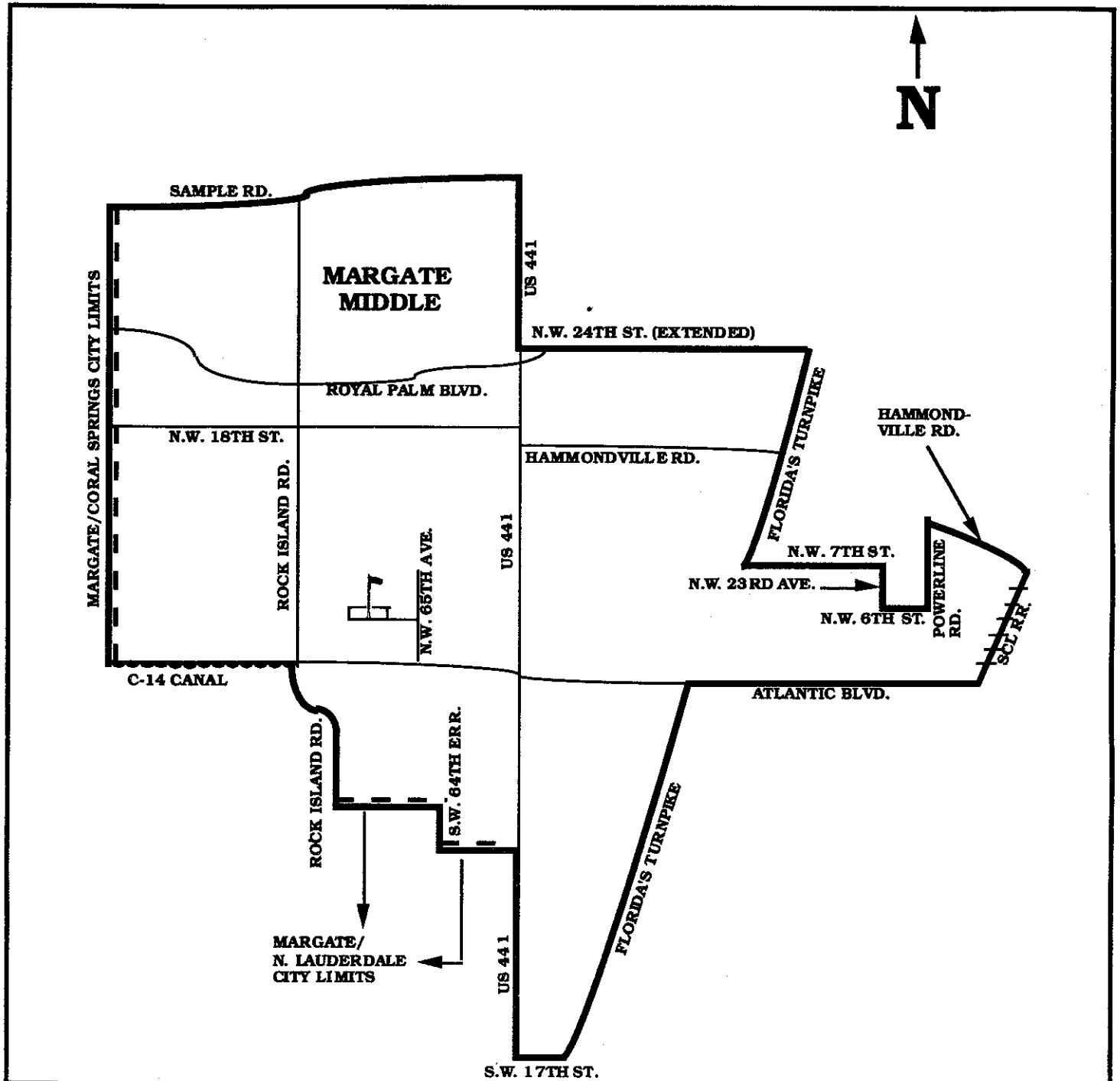
LAUDERHILL MIDDLE
1901 NW 49 AVE
LAUDERHILL, FLORIDA 33313
497-3950

Boundaries in this book are for the 1995/96 school year only. The boundaries are established annually by the School Board. For current information on boundaries, please contact Pupil Placement at 765-6285.



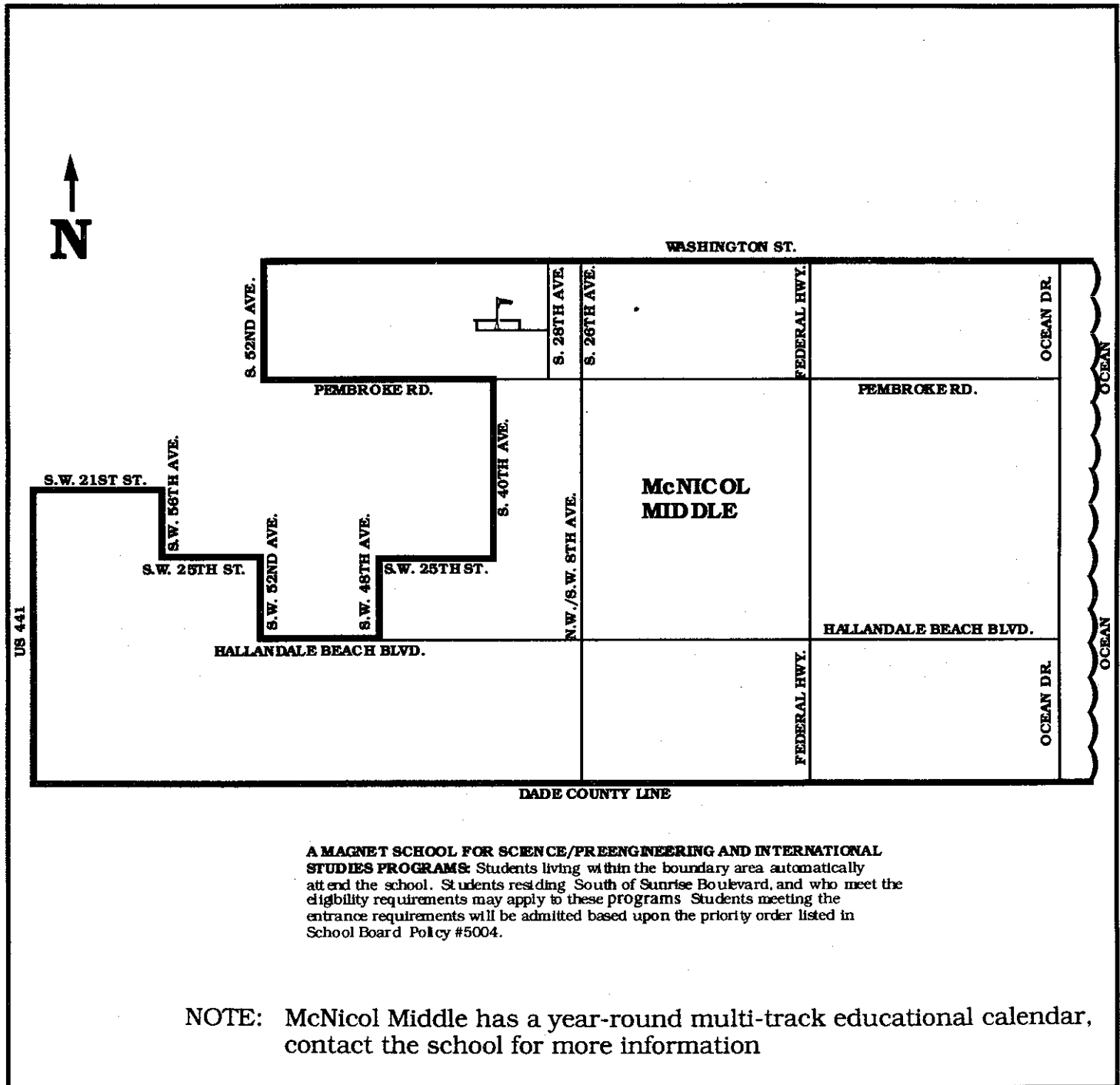
MARGATE MIDDLE
500 NW 65 AVE
MARGATE, FLORIDA 33063
977-2277

Boundaries in this book are for the 1995/96 school year only. The boundaries are established annually by the School Board. For current information on boundaries, please contact Pupil Placement at 765-6285.



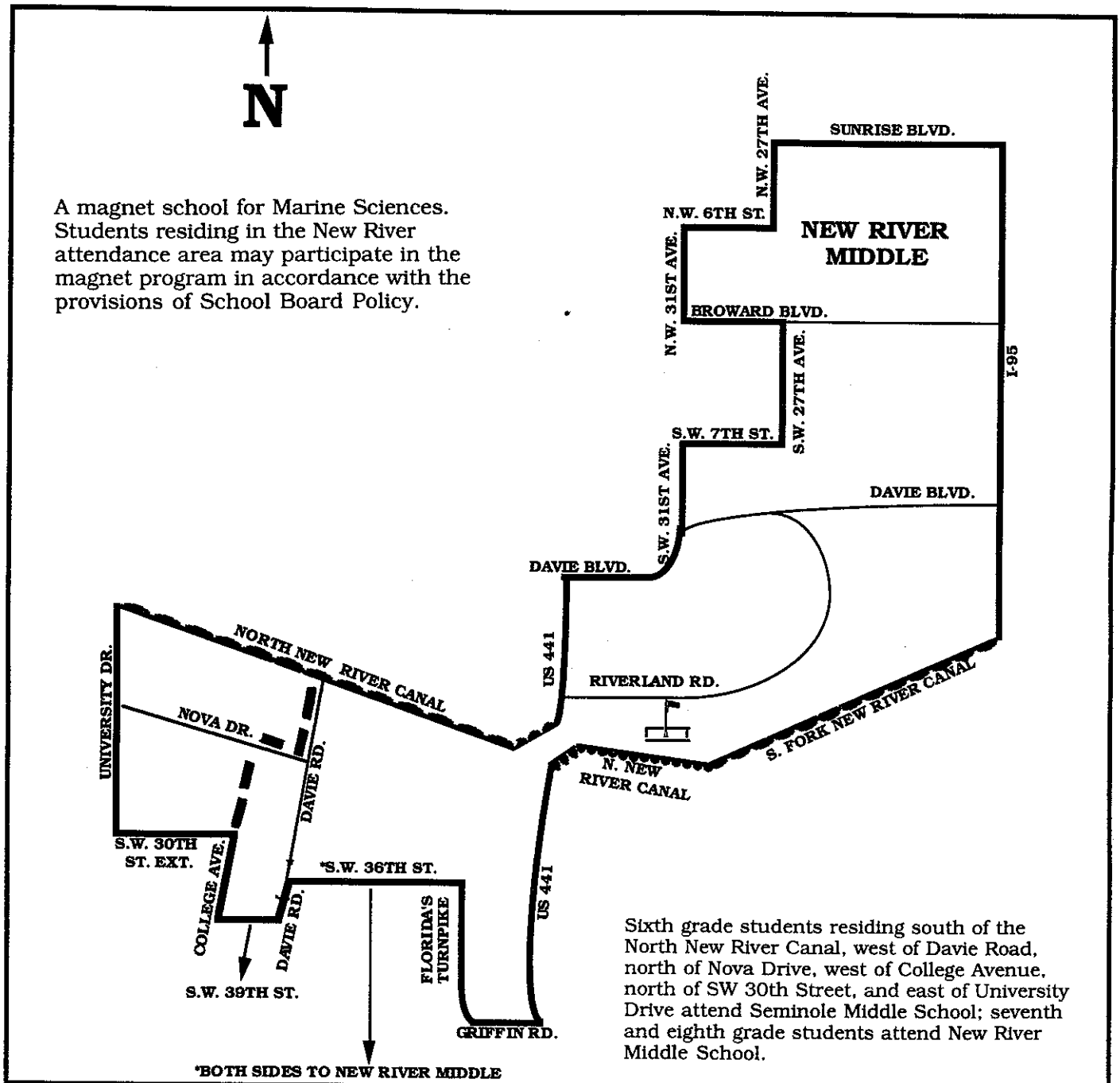
McNICOL MIDDLE
1411 S 28 AVE
HOLLYWOOD, FLORIDA 33020
926-0975

Boundaries in this book are for the 1995/96 school year only. The boundaries are established annually by the School Board. For current information on boundaries, please contact Pupil Placement at 765-6285.



**NEW RIVER MIDDLE
(OLSEN SITE)
13015 SE 2 AVENUE
DANIA, FLORIDA 33004
924-2575**

Boundaries in this book are for the 1995/96 school year only. The boundaries are established annually by the School Board. For current information on boundaries, please contact Pupil Placement at 765-6285.



**NOVA MIDDLE
3602 COLLEGE AVE
DAVIE, FLORIDA 33314
370-1755**

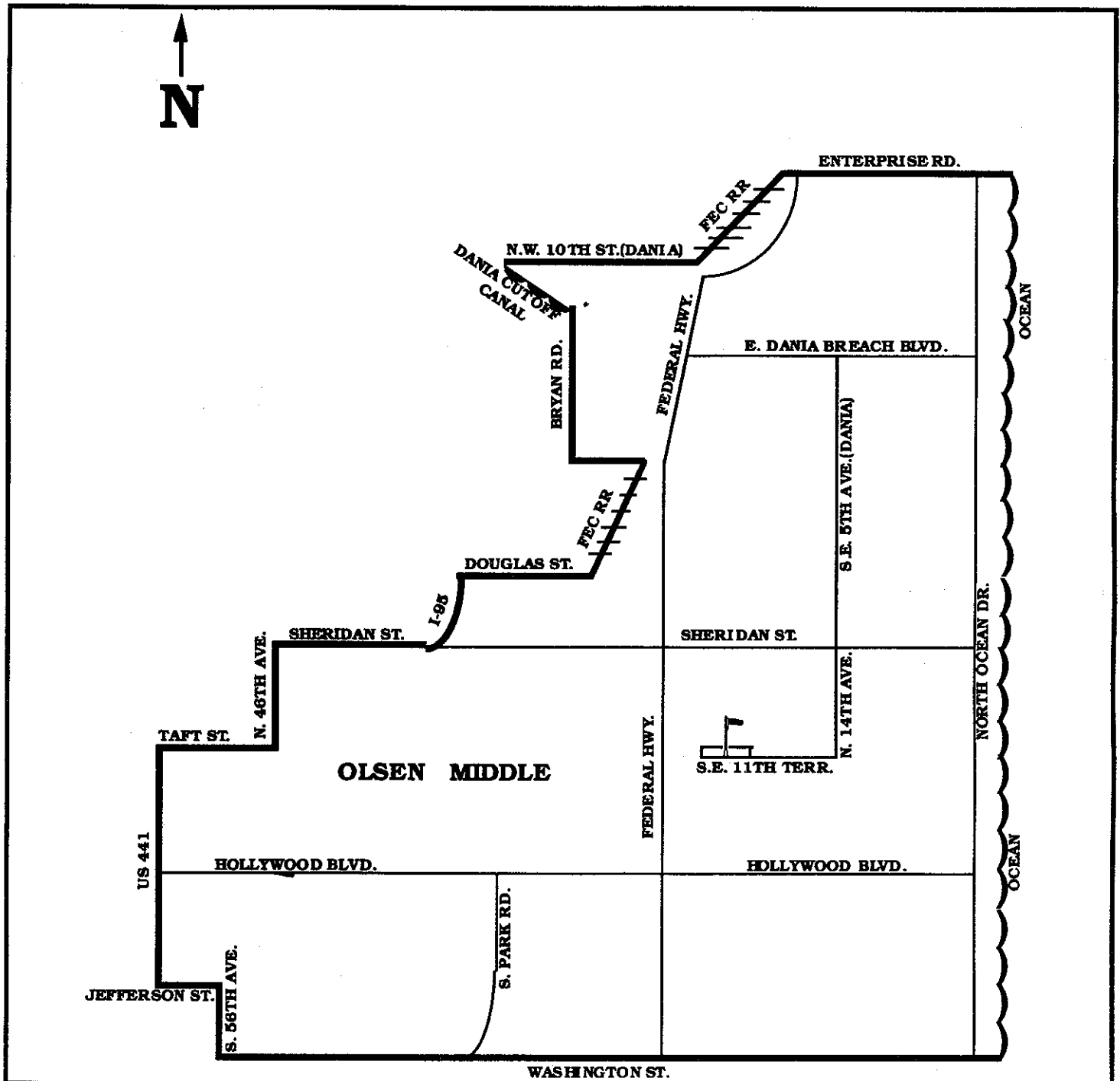
Boundaries in this book are for the 1995/96 school year only. The boundaries are established annually by the School Board. For current information on boundaries, please contact Pupil Placement at 765-6285.

**GRADES 6-8
1995-96 School Year**

A Research and Development Center. Vacancies are filled by applicants who reside in Broward County. Admittance will be made according to School Board Policy.

OLSEN MIDDLE
330 SE 11 STREET
DANIA, FLORIDA 33004
926-0950

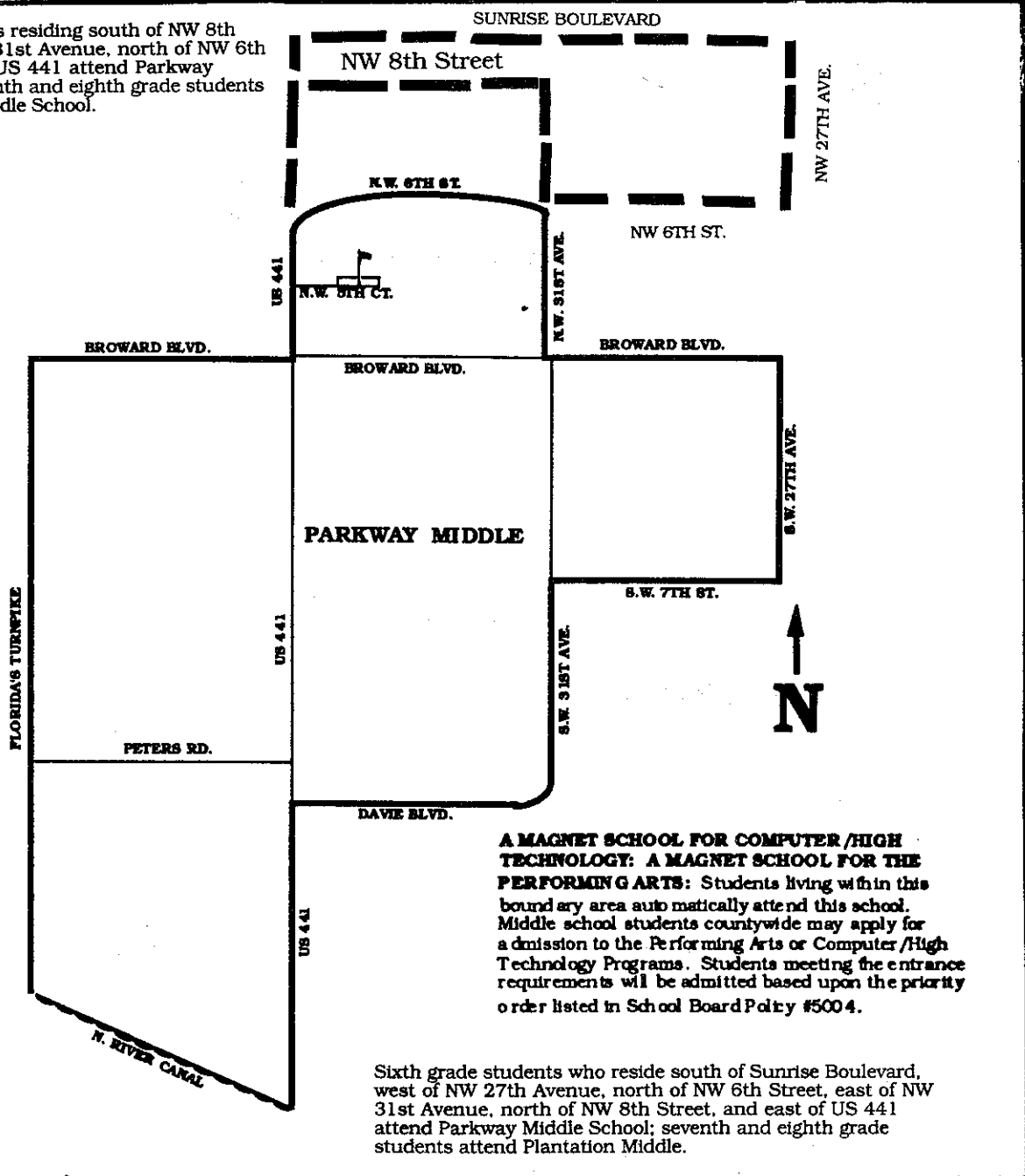
Boundaries in this book are for the 1995/96 school year only. The boundaries are established annually by the School Board. For current information on boundaries, please contact Pupil Placement at 765-6285.



PARKWAY MIDDLE
3600 NW 5 COURT
FORT LAUDERDALE, FLORIDA 33311
797-4550

Boundaries in this book are for the 1995/96 school year only. The boundaries are established annually by the School Board. For current information on boundaries, please contact Pupil Placement at 765-6285.

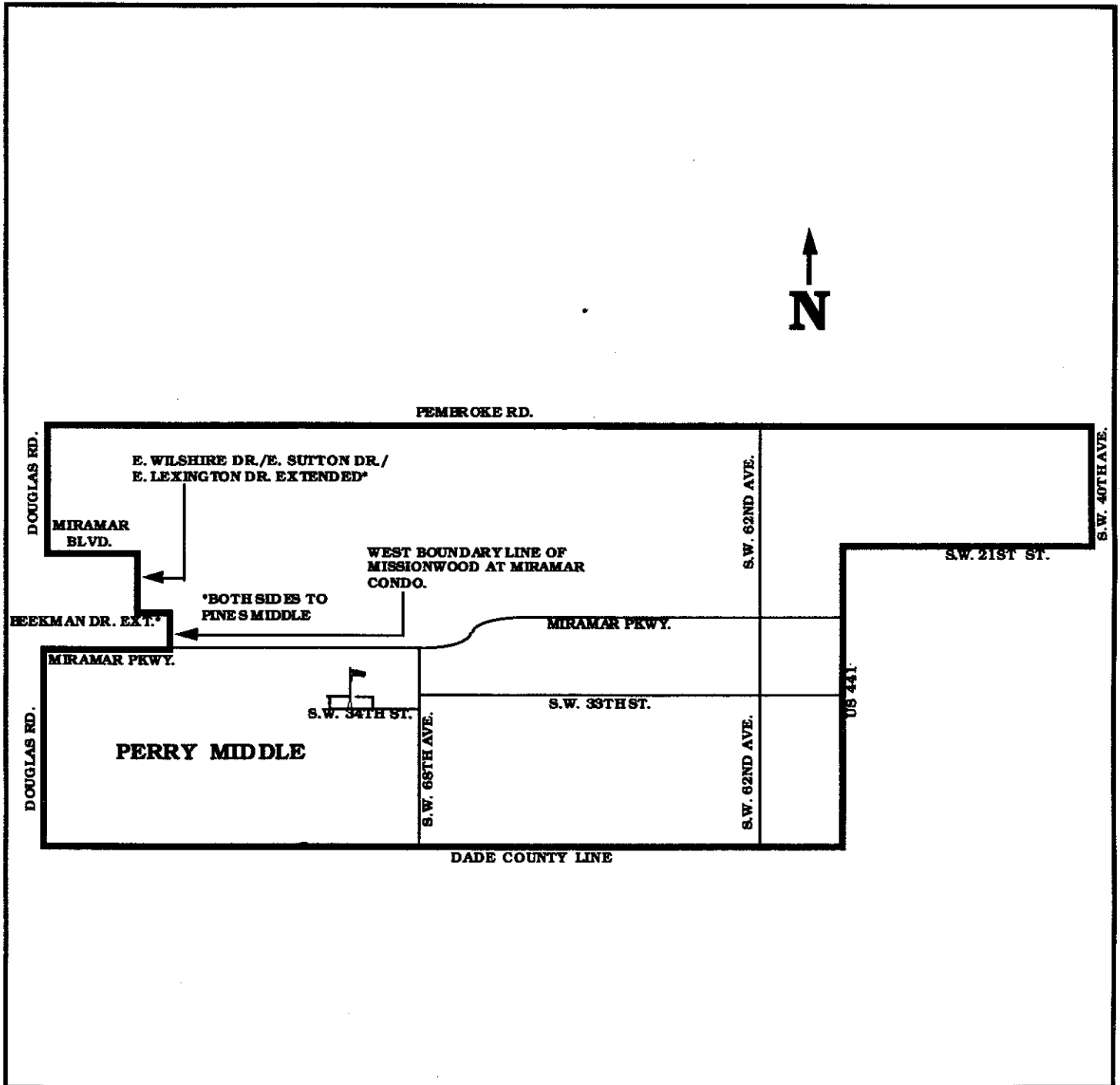
Sixth grade students residing south of NW 8th Street, west of NW 31st Avenue, north of NW 6th Street, and east of US 441 attend Parkway Middle School; seventh and eighth grade students attend Seminole Middle School.



Sixth grade students who reside south of Sunrise Boulevard, west of NW 27th Avenue, north of NW 6th Street, east of NW 31st Avenue, north of NW 8th Street, and east of US 441 attend Parkway Middle School; seventh and eighth grade students attend Plantation Middle.

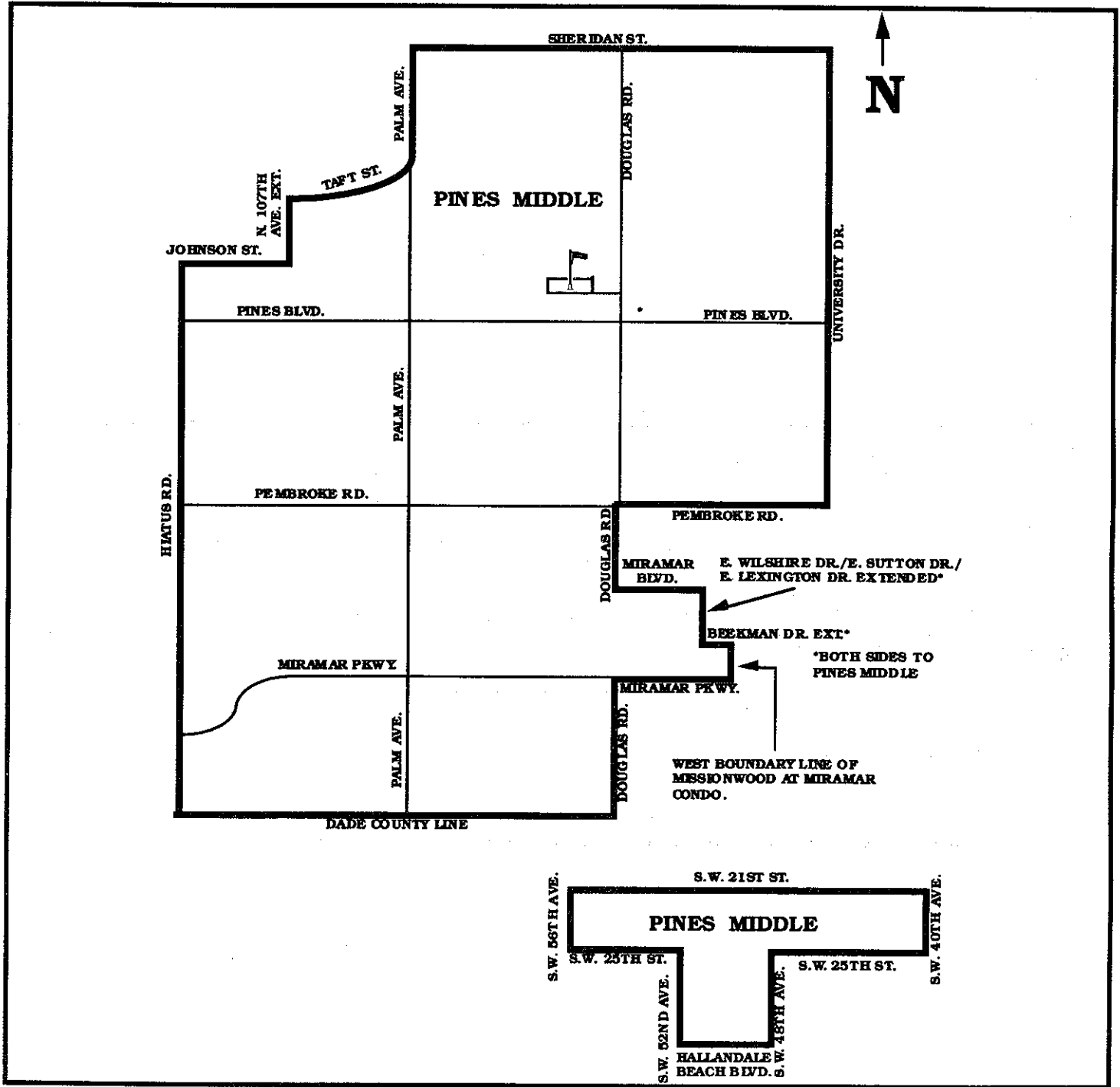
PERRY MIDDLE
3400 WILDCAT WAY
MIRAMAR, FLORIDA 33023
985-5400

Boundaries in this book are for the 1995/96 school year only. The boundaries are established annually by the School Board. For current information on boundaries, please contact Pupil Placement at 765-6285.



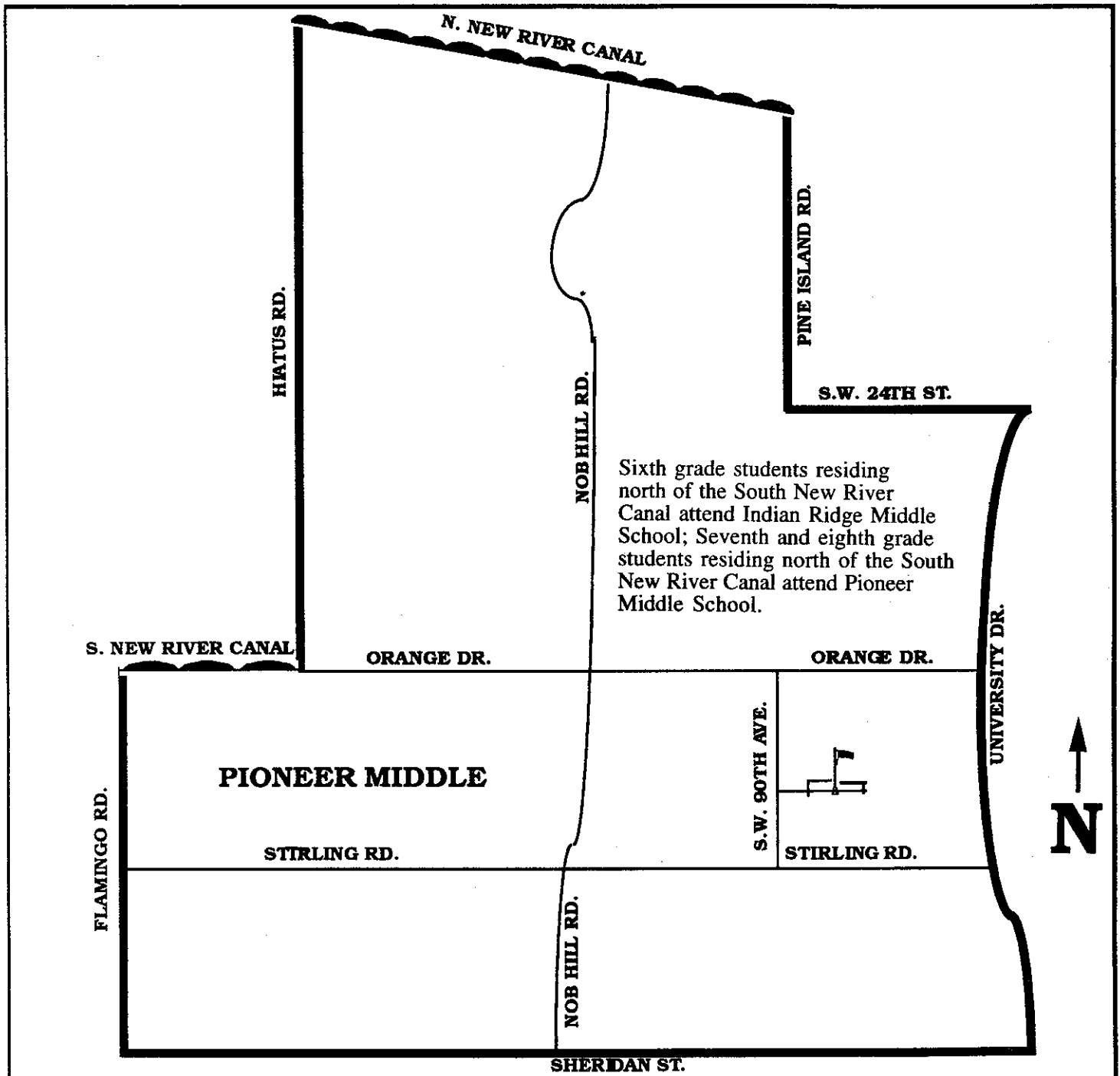
PINES MIDDLE
 200 NW DOUGLAS ROAD
 PEMBROKE PINES, FLORIDA 33024
 437-0577

Boundaries in this book are for the 1995/96 school year only. The boundaries are established annually by the School Board. For current information on boundaries, please contact Pupil Placement at 765-6285.



PIONEER MIDDLE
5350 SW 90 AVENUE
COOPER CITY, FLORIDA 33328
680-1100

Boundaries in this book are for the 1995/96 school year only. The boundaries are established annually by the School board. For current information on boundaries, please contact pupil Placement at 765-6285.

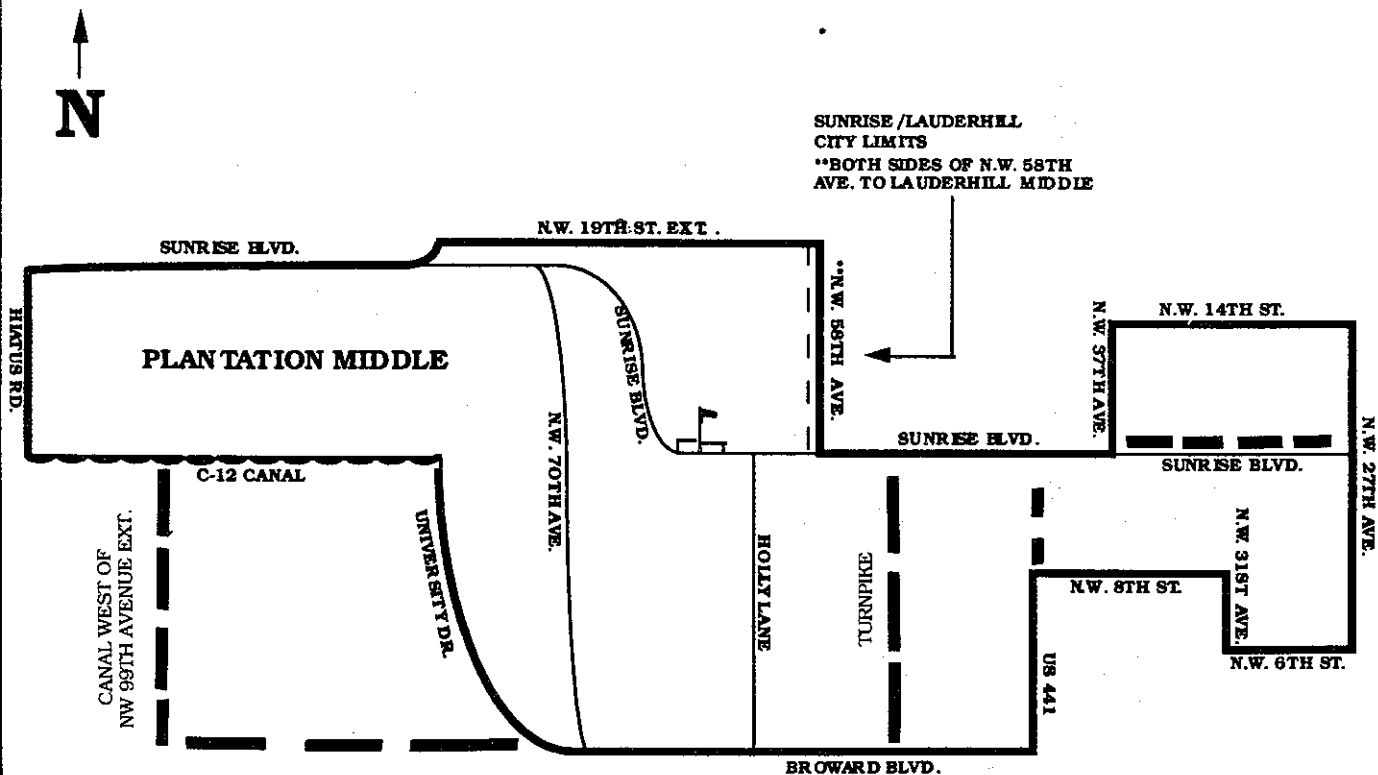


PLANTATION MIDDLE
6600 W SUNRISE BLVD
PLANTATION, FLORIDA 33313
797-4300

Boundaries in this book are for the 1995/96 school year only. The boundaries are established annually by the School Board. For current information on boundaries, please contact Pupil Placement at 765-6285.

Sixth grade students residing south of Sunrise Boulevard, west of US 441, north of Broward Boulevard, and east of the Turnpike, attend Seminole Middle School; seventh and eighth grade students attend Plantation Middle School.

Sixth grade students residing south of NW 14th Street, west of NW 27th Avenue extended, north of Sunrise Boulevard, and west of NW 37th Avenue extended, attend Bair Middle School; seventh and eighth grade students attend Plantation Middle School.



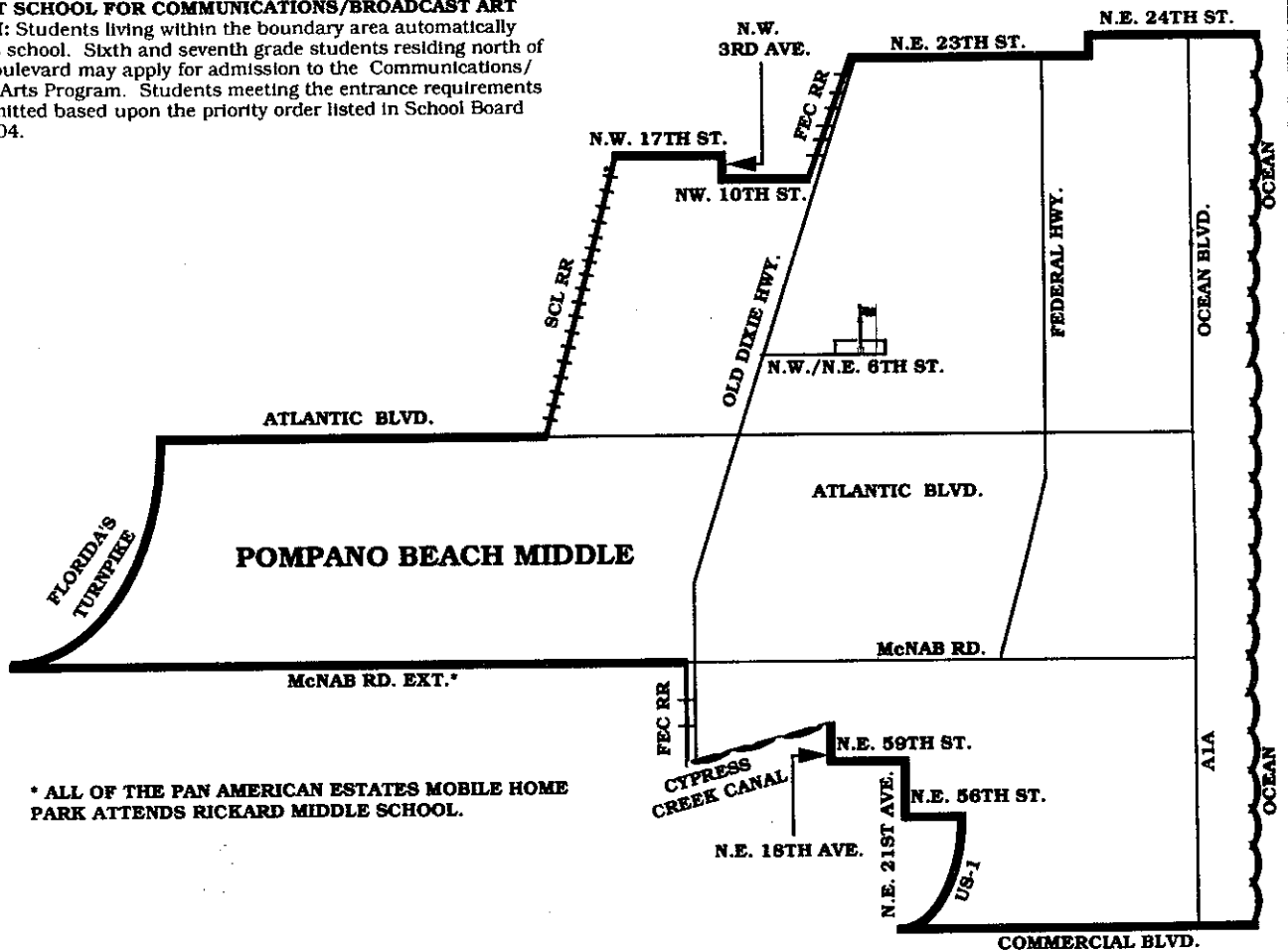
Sixth grade students residing south of the C-12 Canal, west of University Drive, north of Broward Boulevard, and east of a canal west of NW 99th Avenue extended, attend Plantation Middle School; seventh and eighth grade students attend Seminole Middle School.

Sixth grade students residing south of Sunrise Boulevard west of NW 27th Avenue, north of NW 6th Street, east of NW 31st Avenue, north of NW 8th Street, and east of US 441, attend Parkway Middle School; seventh and eighth grade students attend Plantation Middle School.

POMPANO BEACH MIDDLE
 310 NE 6 ST
 POMPANO BEACH, FLORIDA 33060
 786-7778

Boundaries in this book are for the 1995/96 school year only. The boundaries are established annually by the School Board. For current information on boundaries, please contact Pupil Placement at 765-6285.

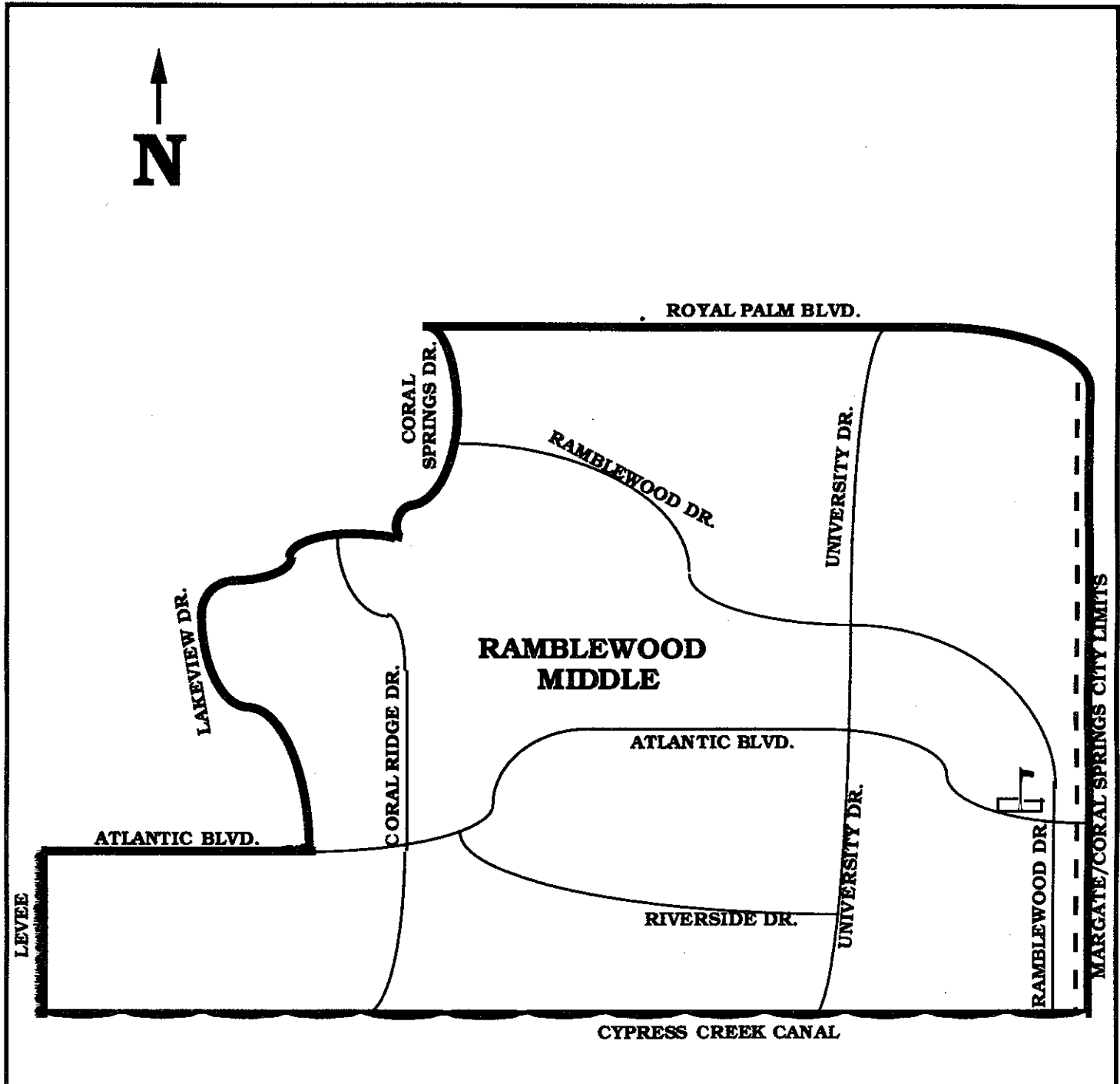
A MAGNET SCHOOL FOR COMMUNICATIONS/BROADCAST ART PROGRAM: Students living within the boundary area automatically attend this school. Sixth and seventh grade students residing north of Sunrise Boulevard may apply for admission to the Communications/Broadcast Arts Program. Students meeting the entrance requirements will be admitted based upon the priority order listed in School Board Policy #5004.



* ALL OF THE PAN AMERICAN ESTATES MOBILE HOME PARK ATTENDS RICKARD MIDDLE SCHOOL.

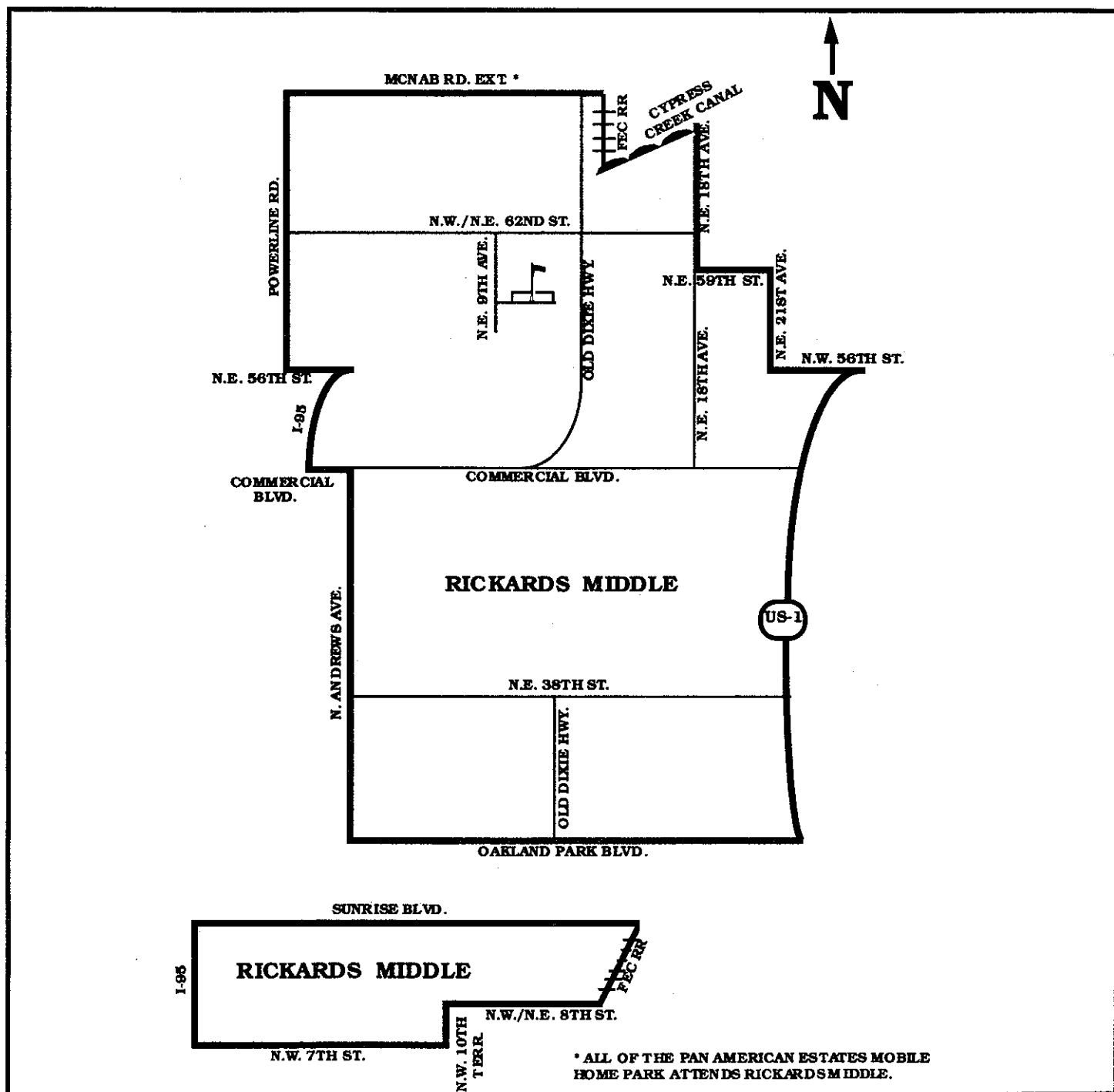
RAMBLEWOOD MIDDLE
8505 W ATLANTIC BLVD
CORAL SPRINGS, FLORIDA 33071
344-5555

Boundaries in this book are for the 1995/96 school year only. The boundaries are established annually by the School Board. For current information on boundaries, please contact Pupil Placement at 765-6285.



RICKARDS MIDDLE
 6000 NE 9TH AVENUE
 OAKLAND PARK, FLORIDA 33334
 928-1515

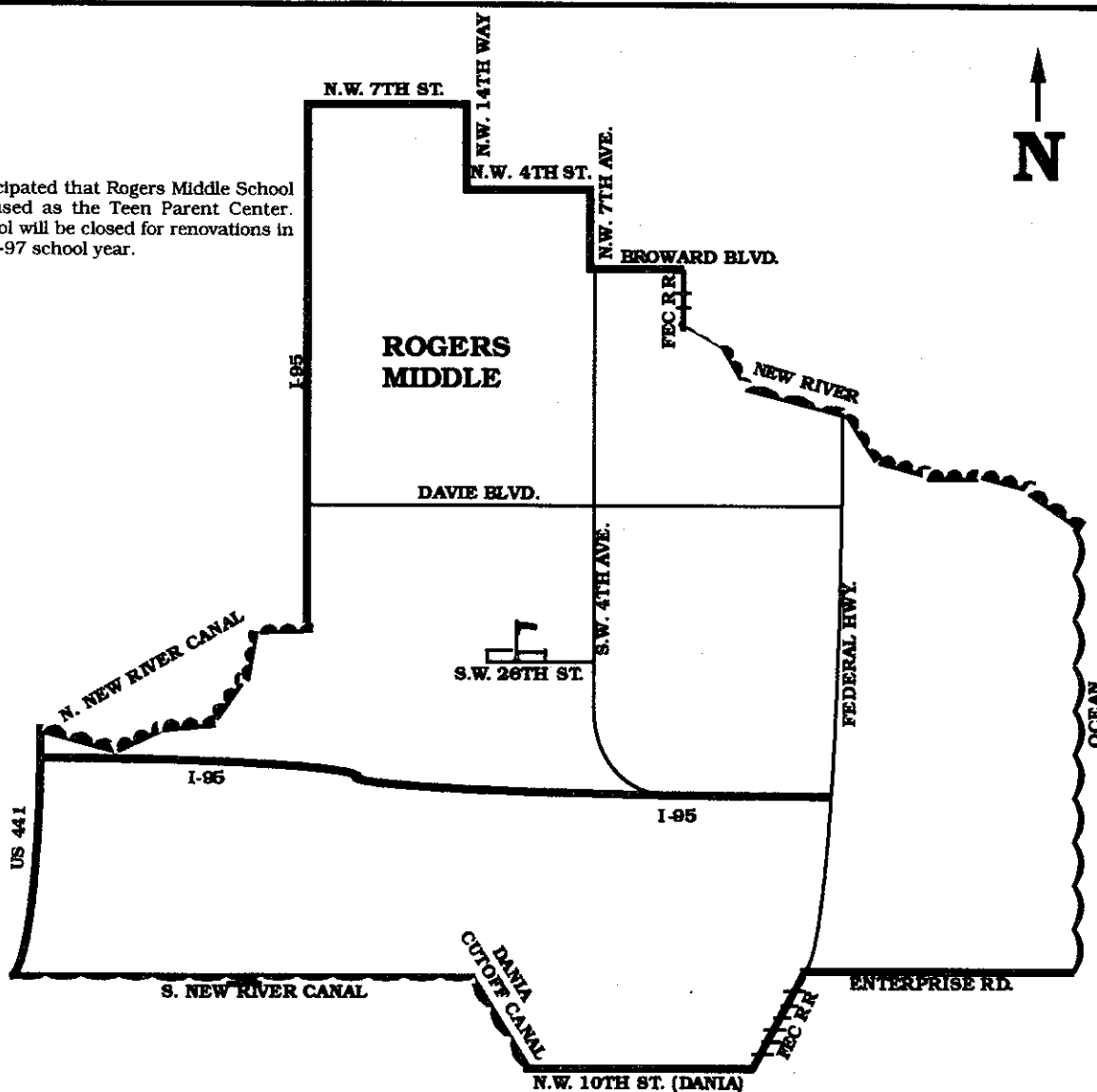
Boundaries in this book are for the 1995/96 school year only. The boundaries are established annually by the School Board. For current information on boundaries, please contact Pupil Placement at 765-6285.



ROGERS MIDDLE
700 SW 26 STREET
FORT LAUDERDALE, FLORIDA 33315
765-6893

Boundaries in this book are for the 1995/96 school year only. The boundaries are established annually by the School Board. For current information on boundaries, please contact Pupil Placement at 765-6285.

It is anticipated that Rogers Middle School will be used as the Teen Parent Center. The school will be closed for renovations in the 1996-97 school year.



A MAGNET SCHOOL FOR COMMUNICATIONS/BROADCAST ARTS PROGRAM:
Students living within the boundary area automatically attend the school. Sixth through eighth grade students residing South of Sunrise Boulevard may apply for admission to the Communications/Broadcast Arts Programs. Students meeting the entrance requirements will be added based upon the priority order listed in School Board Policy #5004.

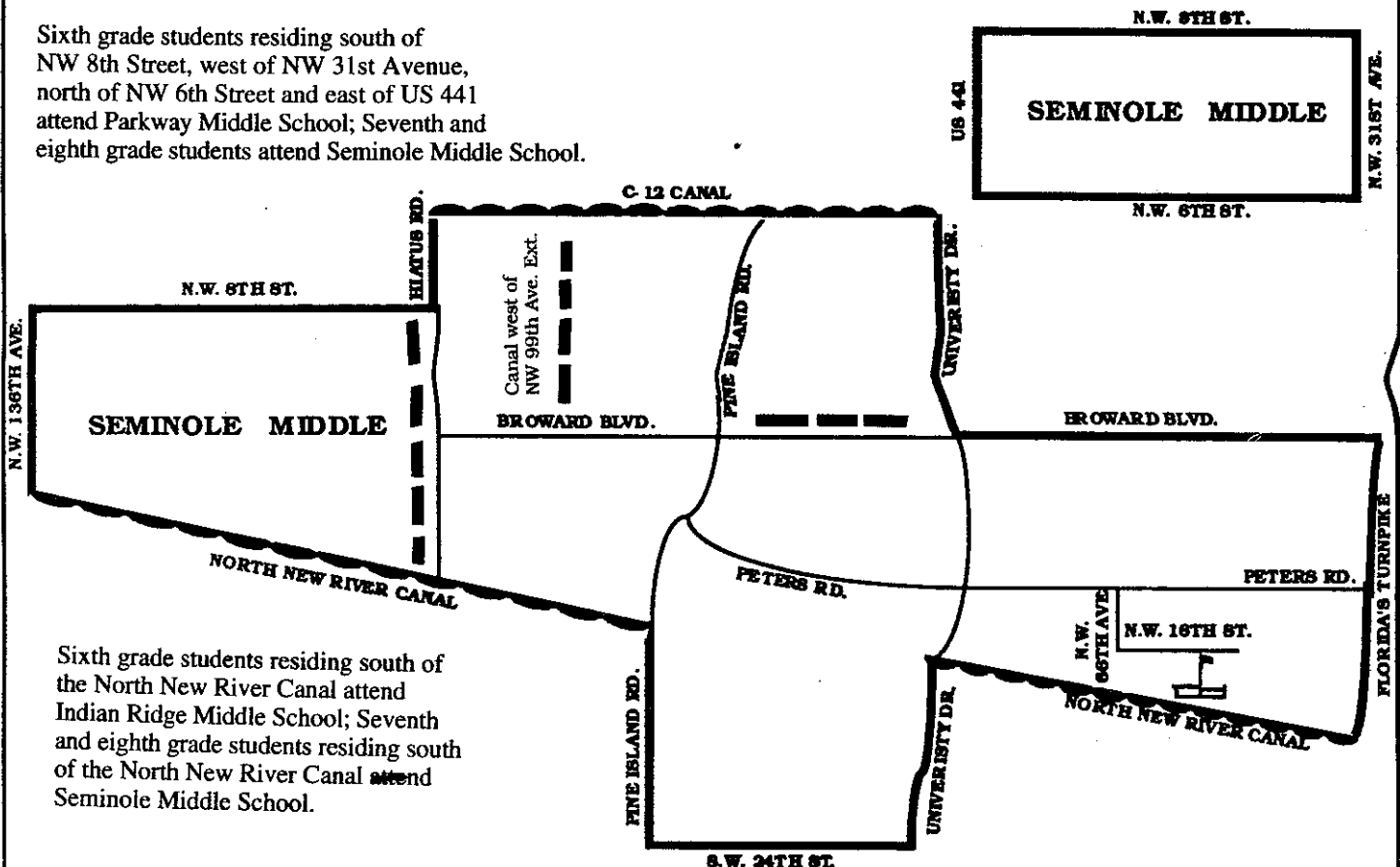
SEMINOLE MIDDLE
6200 SW 16 STREET
PLANTATION, FLORIDA 33317
797-4350

Boundaries in this book are for the 1995/96 school year only. The boundaries are established annually by the School Board. For current information on boundaries, please contact Pupil Placement at 765-6285.

Sixth grade students residing south of the C-12 canal, west of University Drive, north of Broward Boulevard, and east of a canal west of NW 99th Avenue extended attend Plantation Middle School; seventh and eighth grade students attend Seminole Middle School.

Sixth grade students residing south of the North New River Canal, west of Davie Road, north of Nova Drive, west of College Avenue, north of SW 30th Street, and east of University Drive attend Seminole Middle School; seventh and eighth grade students attend New River Middle School.

Sixth grade students residing south of NW 8th Street, west of NW 31st Avenue, north of NW 6th Street and east of US 441 attend Parkway Middle School; Seventh and eighth grade students attend Seminole Middle School.



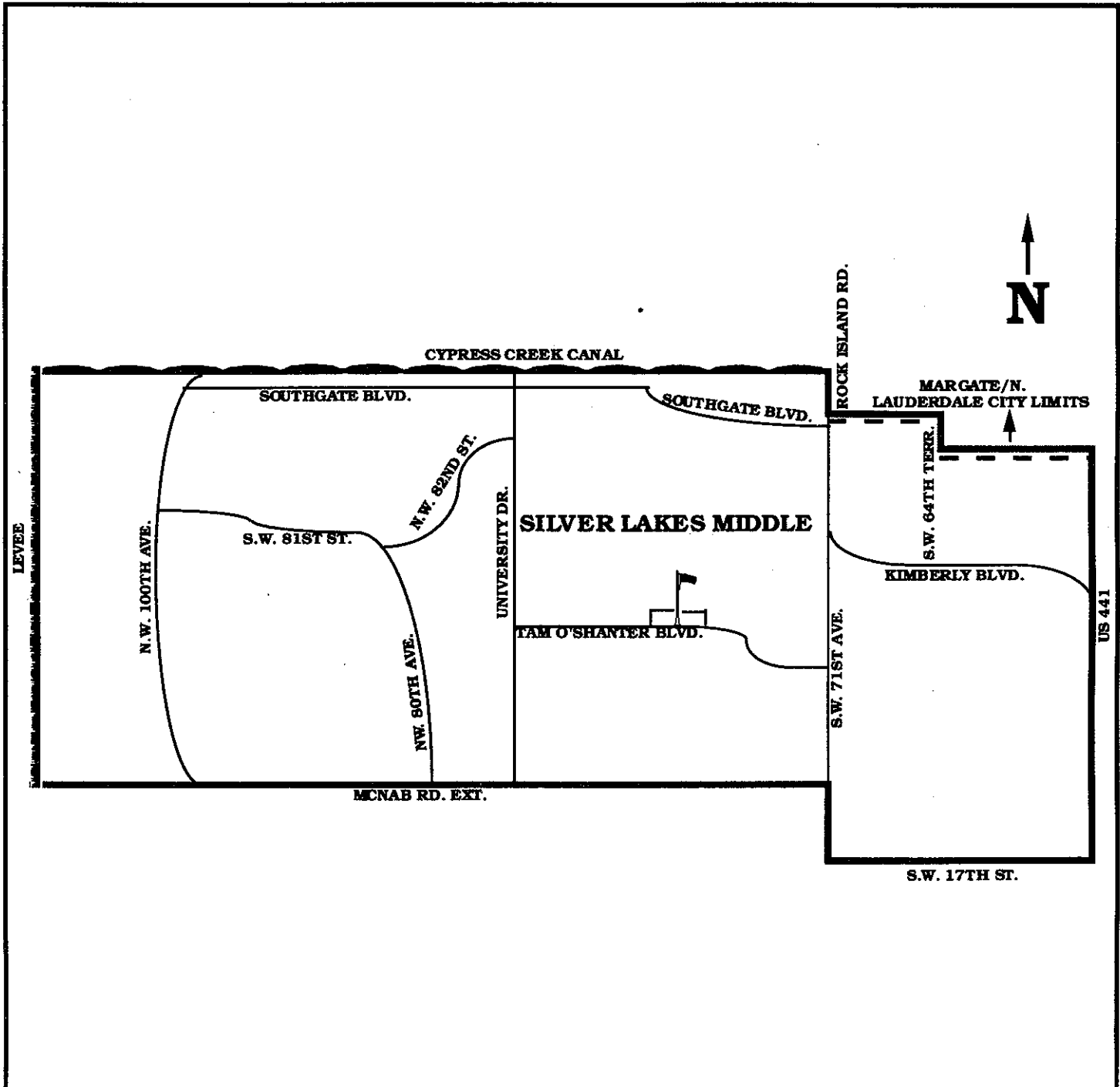
Sixth grade students residing south of the North New River Canal attend Indian Ridge Middle School; Seventh and eighth grade students residing south of the North New River Canal attend Seminole Middle School.

Sixth grade students residing south of NW 8th Street, west of Hiatus Road, north of the North New River Canal, and east of NW 136th Avenue attend Bair Middle School; seventh and eighth grade students attend Seminole Middle.

Sixth grade students residing south of Sunrise Boulevard, west of US 441, north of Broward Boulevard, and east of the turnpike attend Seminole Middle School; seventh and eighth students attend Plantation Middle School.

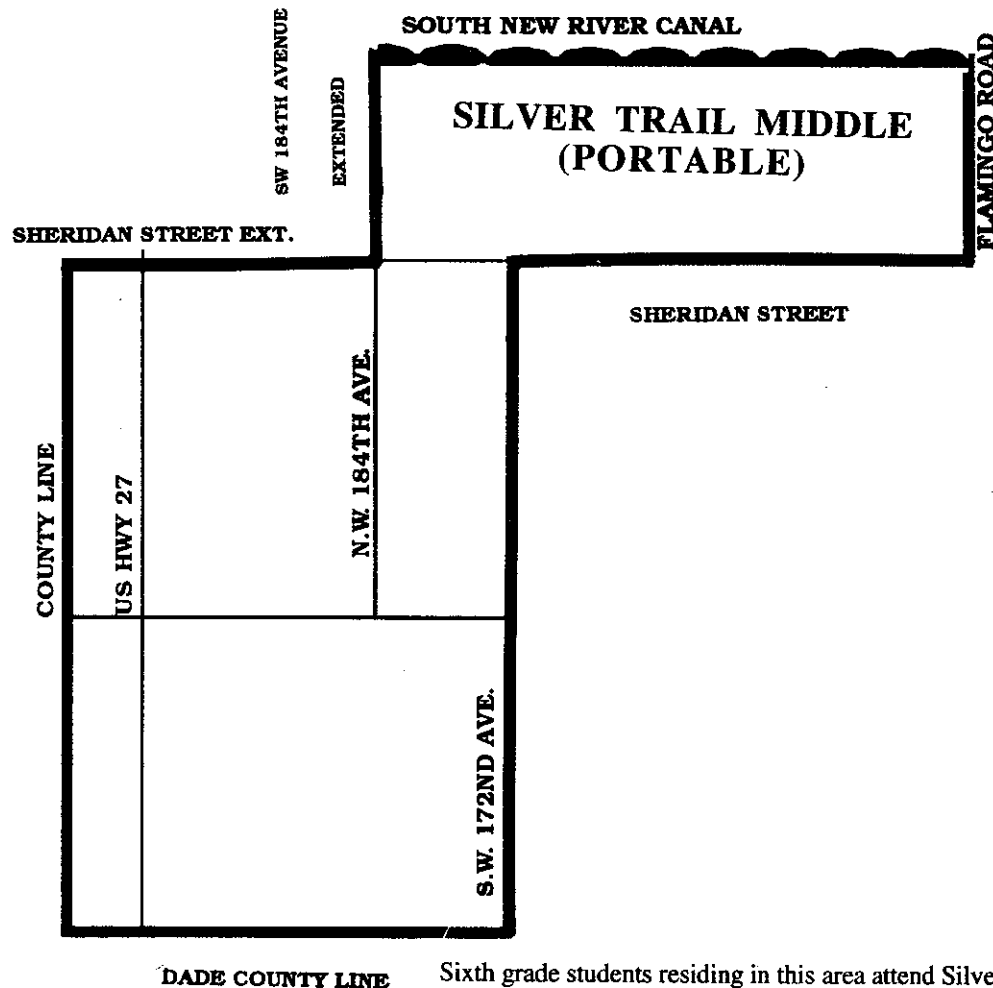
SILVER LAKES MIDDLE
7600 TAM O'SHANTER BLVD
NORTH LAUDERDALE, FLORIDA 33068
726-7590

Boundaries in this book are for the 1995/96 school year only. The boundaries are established annually by the School Board. For current information on boundaries, please contact Pupil Placement at 765-6285.



**SILVER TRAIL MIDDLE
(PORTABLE)**
201 SW 172 AVENUE
PEMBROKE PINES, FL 33027
450-5030

Boundaries in this book are for the 1995/96 school year only. The boundaries are established annually by the School Board. For Current information on boundaries, please contact Pupil Placement at 765-6285.



DADE COUNTY LINE

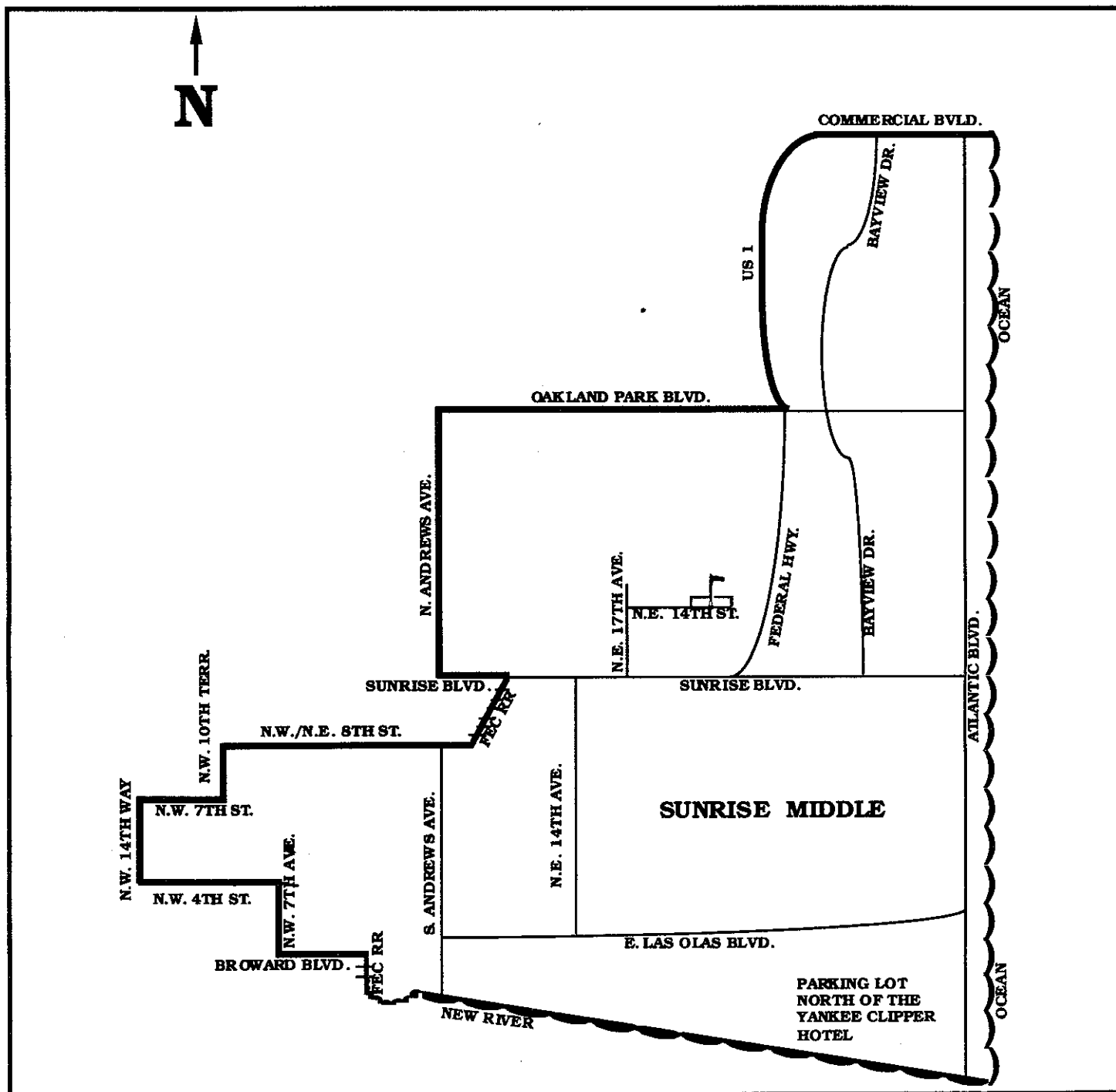
Sixth grade students residing in this area attend Silver Trail Middle School in the 1995/96 school year; 7th and 8th grade students attend Walter C. Young Middle School.

MIDDLE SCHOOL STUDENTS LIVING ON BOTH SIDES OF U.S. 27 FROM THE DADE COUNTY LINE NORTH TO THE PALM BEACH COUNTY LINE, ATTEND THE WALTER C. YOUNG HUMAN RESOURCE CENTER

(Clarification: sixth grade students residing in the Holly Lake Mobile Home Park attend Silver Trail Middle School; 7th and 8th grade students attend Walter C. Young Middle School)

SUNRISE MIDDLE
1750 NE 14 STREET
FORT LAUDERDALE, FLORIDA 33304
765-6785

Boundaries in this book are for the 1995/96 school year only. The boundaries are established annually by the School Board. For current information on boundaries, please contact Pupil Placement at 765-6285.

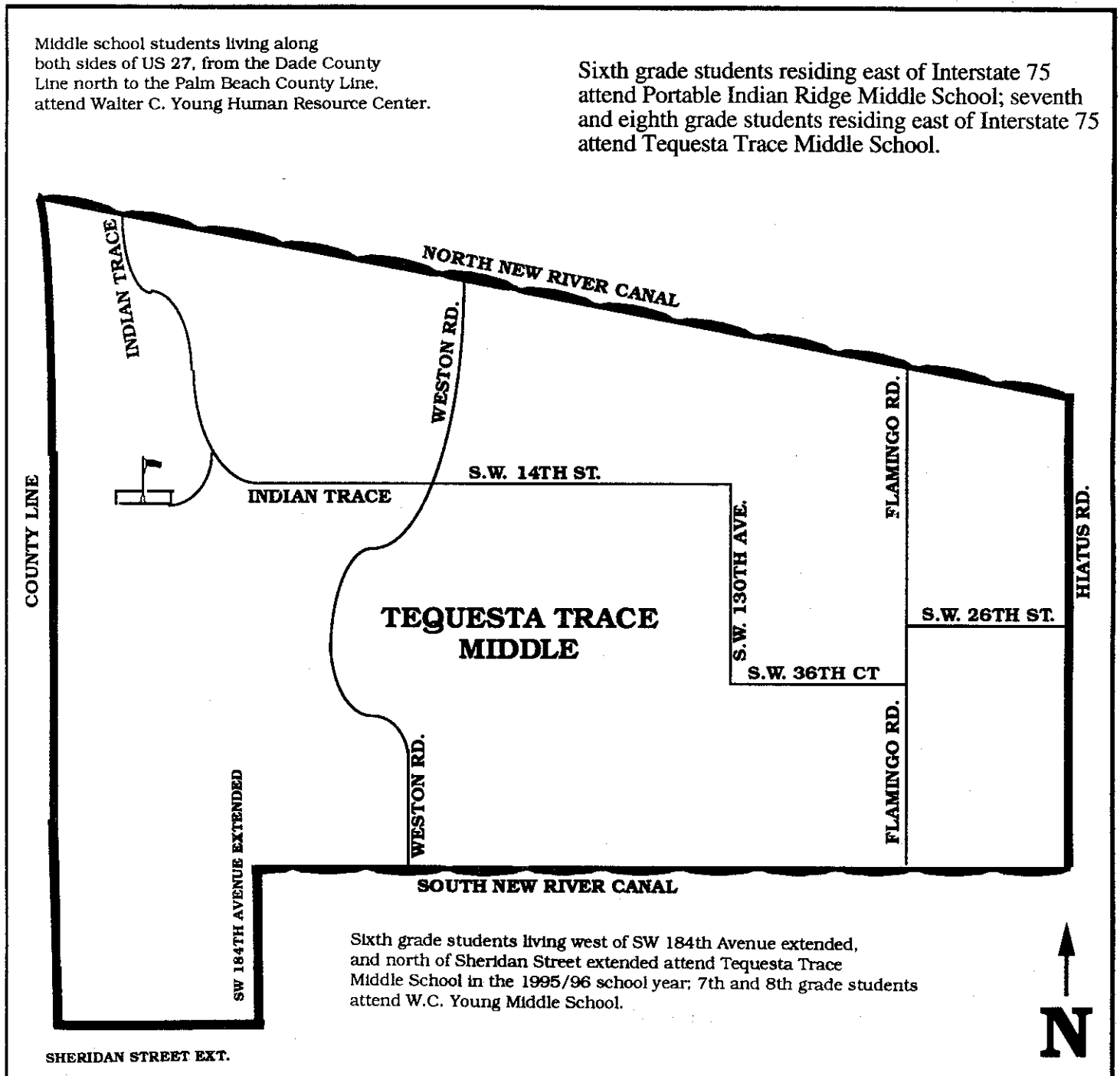


TEQUESTA TRACE MIDDLE
1800 INDIAN TRACE
FORT LAUDERDALE, FLORIDA 33326
384-5150

Boundaries in this book are for the 1995/96 school year only. The boundaries are established annually by the School Board. For current information on boundaries, please contact Pupil Placement at 765-6285.

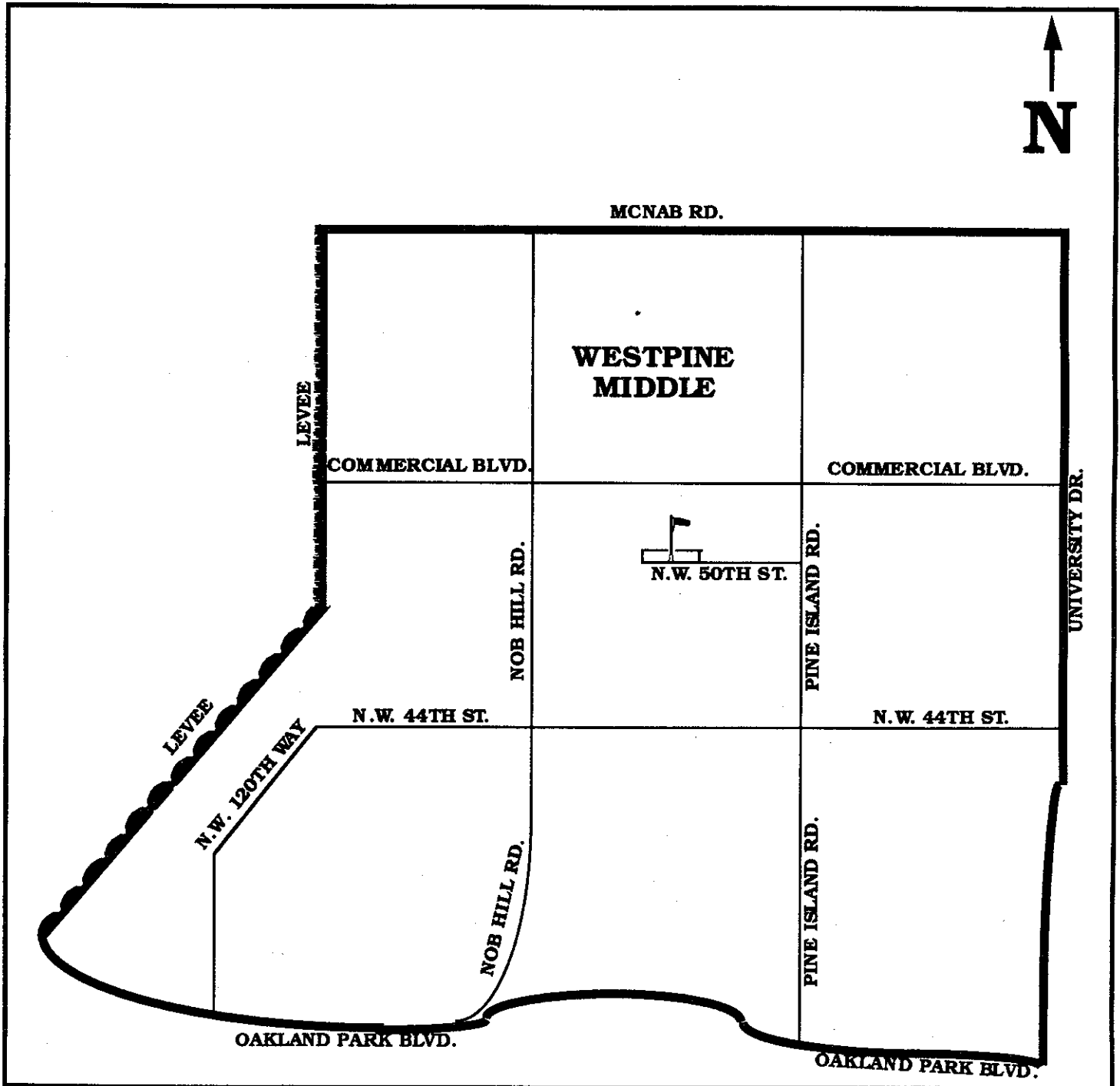
Middle school students living along both sides of US 27, from the Dade County Line north to the Palm Beach County Line, attend Walter C. Young Human Resource Center.

Sixth grade students residing east of Interstate 75 attend Portable Indian Ridge Middle School; seventh and eighth grade students residing east of Interstate 75 attend Tequesta Trace Middle School.



WESTPINE MIDDLE
9393 NW 50 STREET
SUNRISE, FLORIDA 33351
572-1350

Boundaries in this book are for the 1995/96 school year only. The boundaries are established annually by the School Board. For current information on boundaries, please contact Pupil Placement at 765-6285.

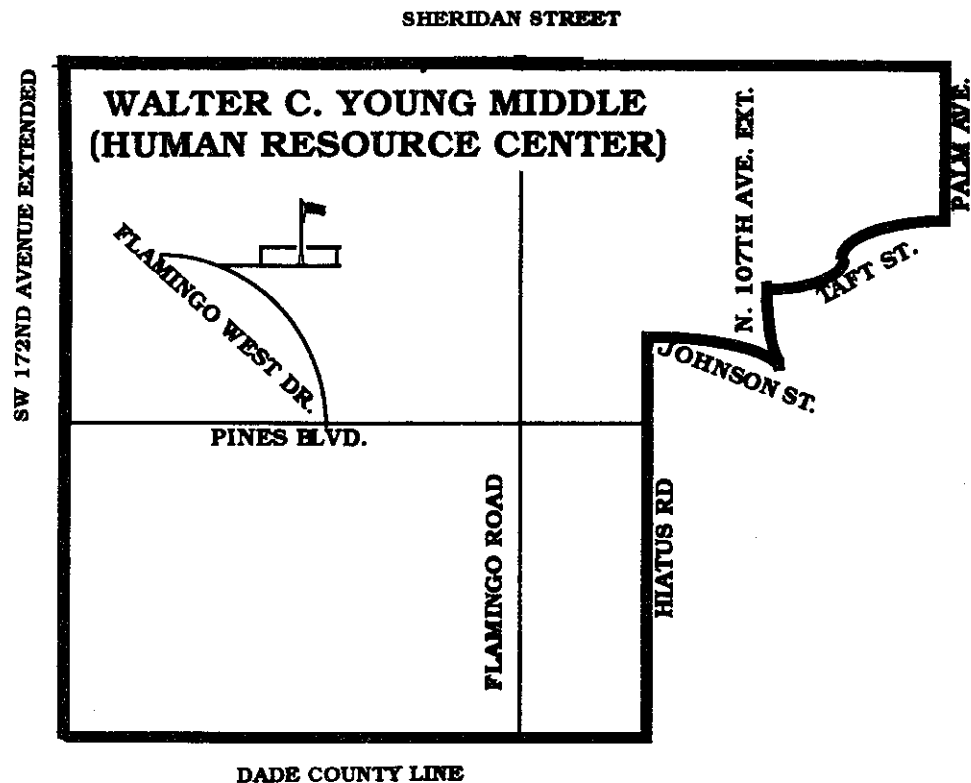


**WALTER C. YOUNG MIDDLE
(HUMAN RESOURCE CENTER)**
901 NW 129 AVENUE
PEMBROKE PINES, FLORIDA 33028
437-0500

Boundaries in this book are for the 1995/96 school year only. The boundaries are established annually by the School Board. For current information on boundaries, please contact Pupil Placement at 765-6285.

Sixth grade students living west of SW 184th Avenue extended, and north of Sheridan Street extended attend Tequesta Trace Middle School in the 1995/96 school year; 7th and 8th grade students attend W.C. Young Middle School.

Seventh and eighth grade students residing in the attendance area for Silver Trail Middle School attend Walter C. Young Middle School in the 1995/96 school year.



MIDDLE SCHOOL STUDENTS LIVING ON BOTH SIDES OF U.S. 27 FROM THE DADE COUNTY LINE NORTH TO THE PALM BEACH COUNTY LINE, ATTEND THE WALTER C. YOUNG HUMAN RESOURCE CENTER

(Clarification: sixth grade students residing in the Holly Lake Mobile Home Park attend Silver Trail Middle School; 7th and 8th grade students attend Walter C. Young Middle School)



HIGH SCHOOLS

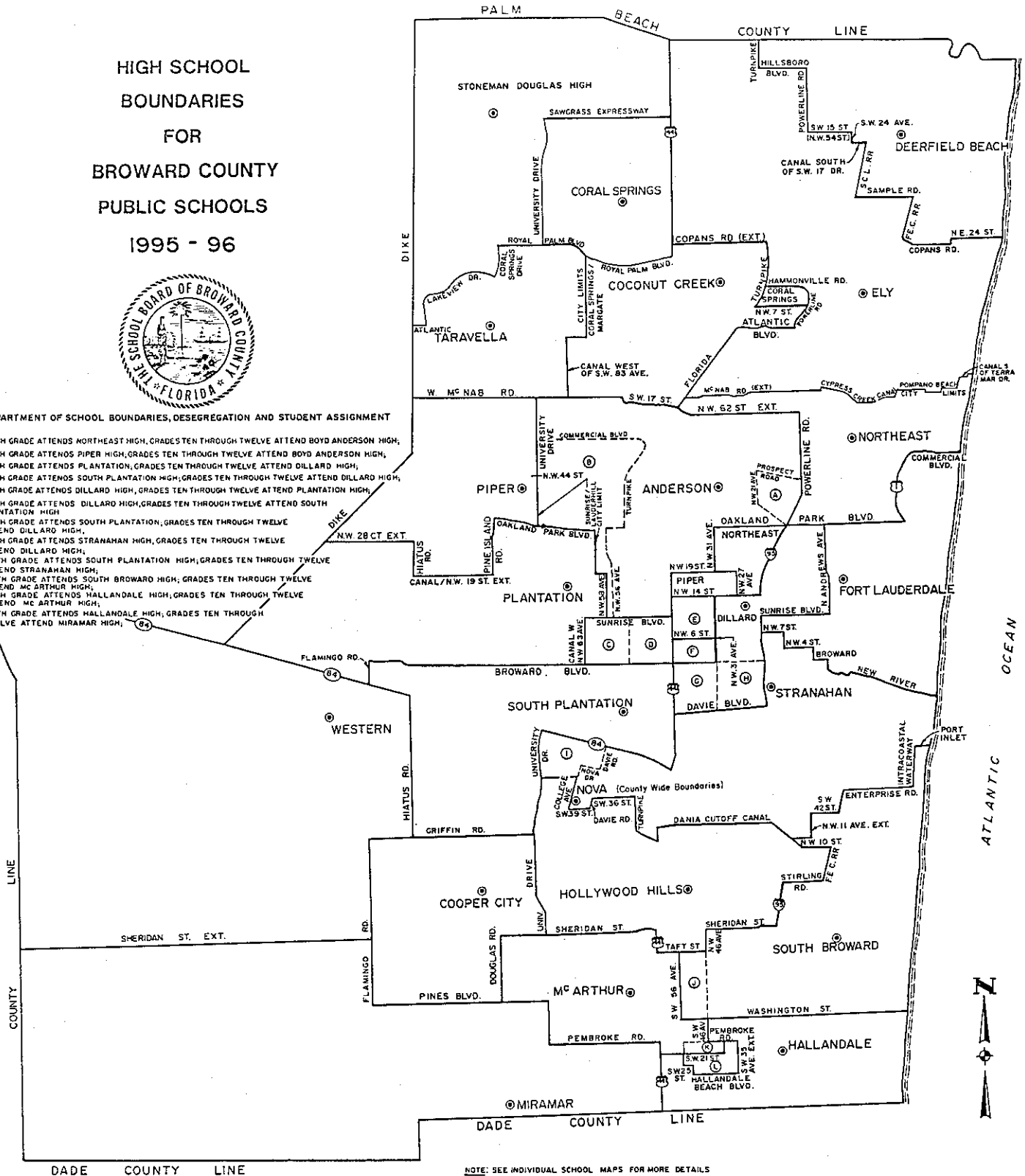
HIGH SCHOOL BOUNDARIES FOR BROWARD COUNTY PUBLIC SCHOOLS

1995 - 96



DEPARTMENT OF SCHOOL BOUNDARIES, DESEGREGATION AND STUDENT ASSIGNMENT

- ④ NINTH GRADE ATTENDS NORTHEAST HIGH, GRADES TEN THROUGH TWELVE ATTEND BOYD ANDERSON HIGH;
- ⑤ NINTH GRADE ATTENDS PIPER HIGH, GRADES TEN THROUGH TWELVE ATTEND BOYD ANDERSON HIGH;
- ⑥ NINTH GRADE ATTENDS PLANTATION, GRADES TEN THROUGH TWELVE ATTEND DILLARD HIGH;
- ⑦ NINTH GRADE ATTENDS SOUTH PLANTATION HIGH, GRADES TEN THROUGH TWELVE ATTEND DILLARD HIGH;
- ⑧ NINTH GRADE ATTENDS DILLARD HIGH, GRADES TEN THROUGH TWELVE ATTEND PLANTATION HIGH;
- ⑨ NINTH GRADE ATTENDS DILLARD HIGH, GRADES TEN THROUGH TWELVE ATTEND SOUTH PLANTATION HIGH;
- ⑩ NINTH GRADE ATTENDS SOUTH PLANTATION, GRADES TEN THROUGH TWELVE ATTEND DILLARD HIGH;
- ⑪ NINTH GRADE ATTENDS STRANAHAN HIGH, GRADES TEN THROUGH TWELVE ATTEND DILLARD HIGH;
- ⑫ NINTH GRADE ATTENDS SOUTH PLANTATION HIGH, GRADES TEN THROUGH TWELVE ATTEND STRANAHAN HIGH;
- ⑬ NINTH GRADE ATTENDS SOUTH BROWARD HIGH, GRADES TEN THROUGH TWELVE ATTEND MC ARTHUR HIGH;
- ⑭ NINTH GRADE ATTENDS HALLANDALE HIGH, GRADES TEN THROUGH TWELVE ATTEND MC ARTHUR HIGH;
- ⑮ NINTH GRADE ATTENDS HALLANDALE HIGH, GRADES TEN THROUGH TWELVE ATTEND MIRAMAR HIGH;



NOTE: SEE INDIVIDUAL SCHOOL MAPS FOR MORE DETAILS

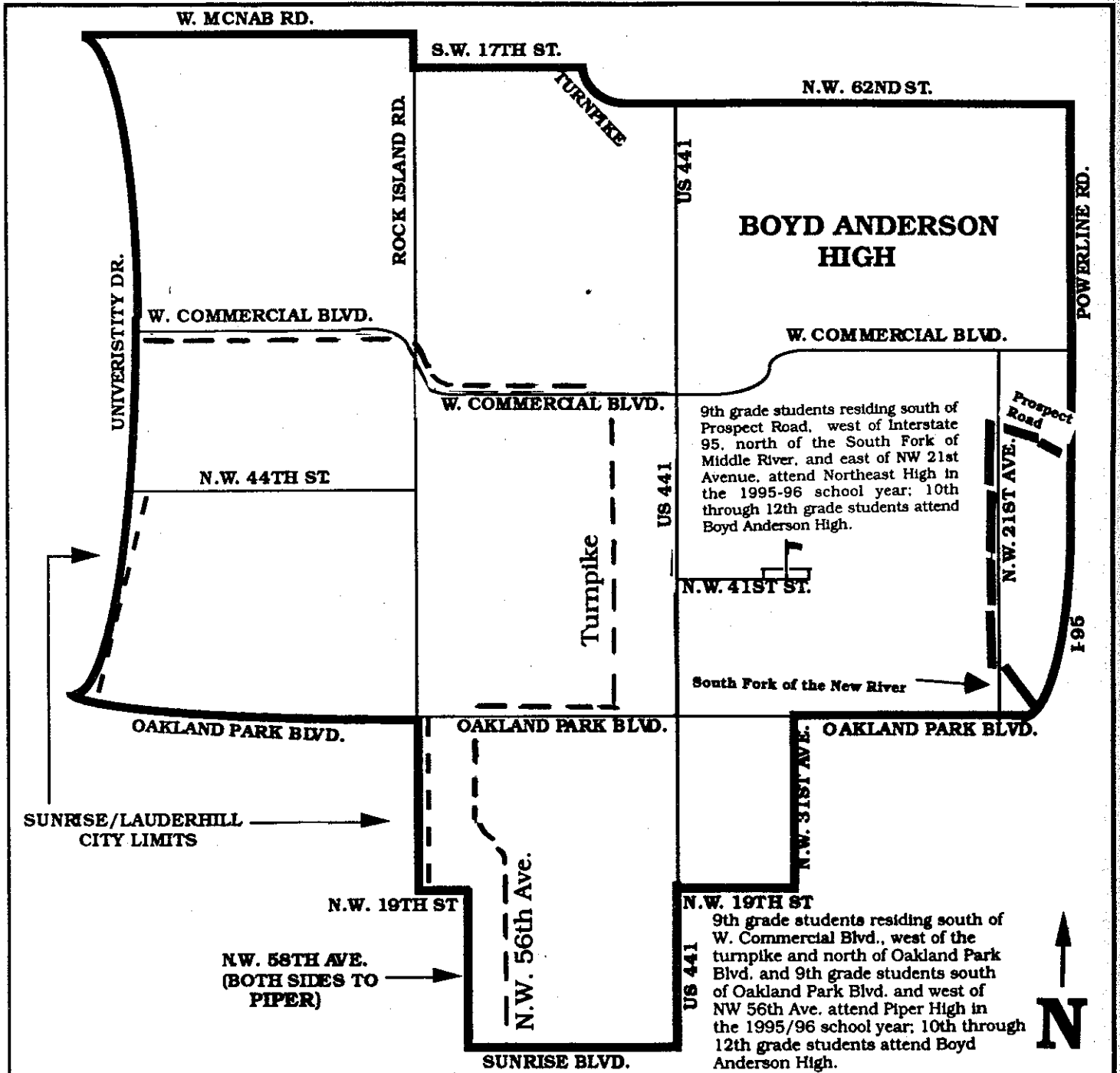
HIGH SCHOOLS

| | |
|----------------------------------|------------|
| ANDERSON, BOYD (C)..... | 154 |
| COCONUT CREEK (N)..... | 155 |
| COOPER CITY (S)..... | 156 |
| CORAL SPRINGS (N)..... | 157 |
| DEERFIELD BEACH (N)..... | 158 |
| DILLARD (C)..... | 159 |
| ELY (N)..... | 160 |
| FORT LAUDERDALE (C)..... | 161 |
| HALLANDALE (S)..... | 162 |
| HOLLYWOOD HILLS (S)..... | 163 |
| McARTHUR (S)..... | 164 |
| MIRAMAR (S)..... | 165 |
| NORTHEAST (N)..... | 166 |
| NOVA (S)..... | 167 |
| PIPER (C)..... | 168 |
| PLANTATION (C)..... | 169 |
| SOUTH BROWARD (S)..... | 170 |
| SOUTH PLANTATION (C)..... | 171 |
| STONEMAN DOUGLAS (N)..... | 172 |
| STRANAHAN (C)..... | 173 |
| TARAVELLA (N)..... | 174 |
| WESTERN (S)..... | 175 |

BOYD ANDERSON HIGH
 3050 NW 41 STREET
 LAUDERDALE LAKES, FL 33309
 497-3800

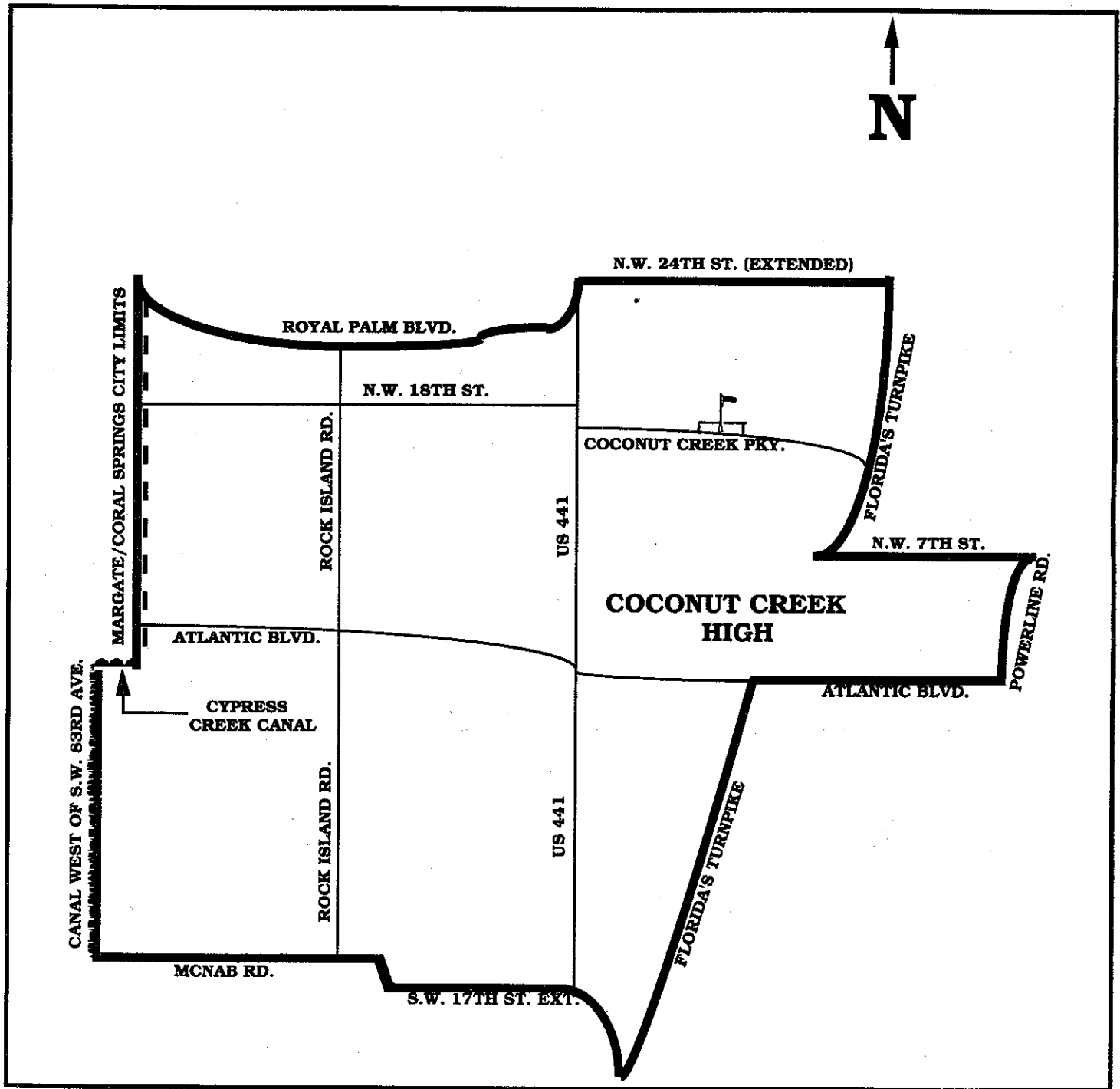
Boundaries in this book are for the 1995/96 school year only. The boundaries are established annually by the School Board. For current information on boundaries, please contact Pupil Placement at 765-6285.

A MAGNET FOR THE INTERNATIONAL BACCALAUREATE PROGRAM
 STUDENTS LIVING WITHIN THE BOUNDARY AREA AUTOMATICALLY ATTEND THIS SCHOOL. STUDENTS COUNTYWIDE MAY APPLY FOR ADMISSION IN ACCORDANCE WITH SCHOOL BOARD POLICY 5004.



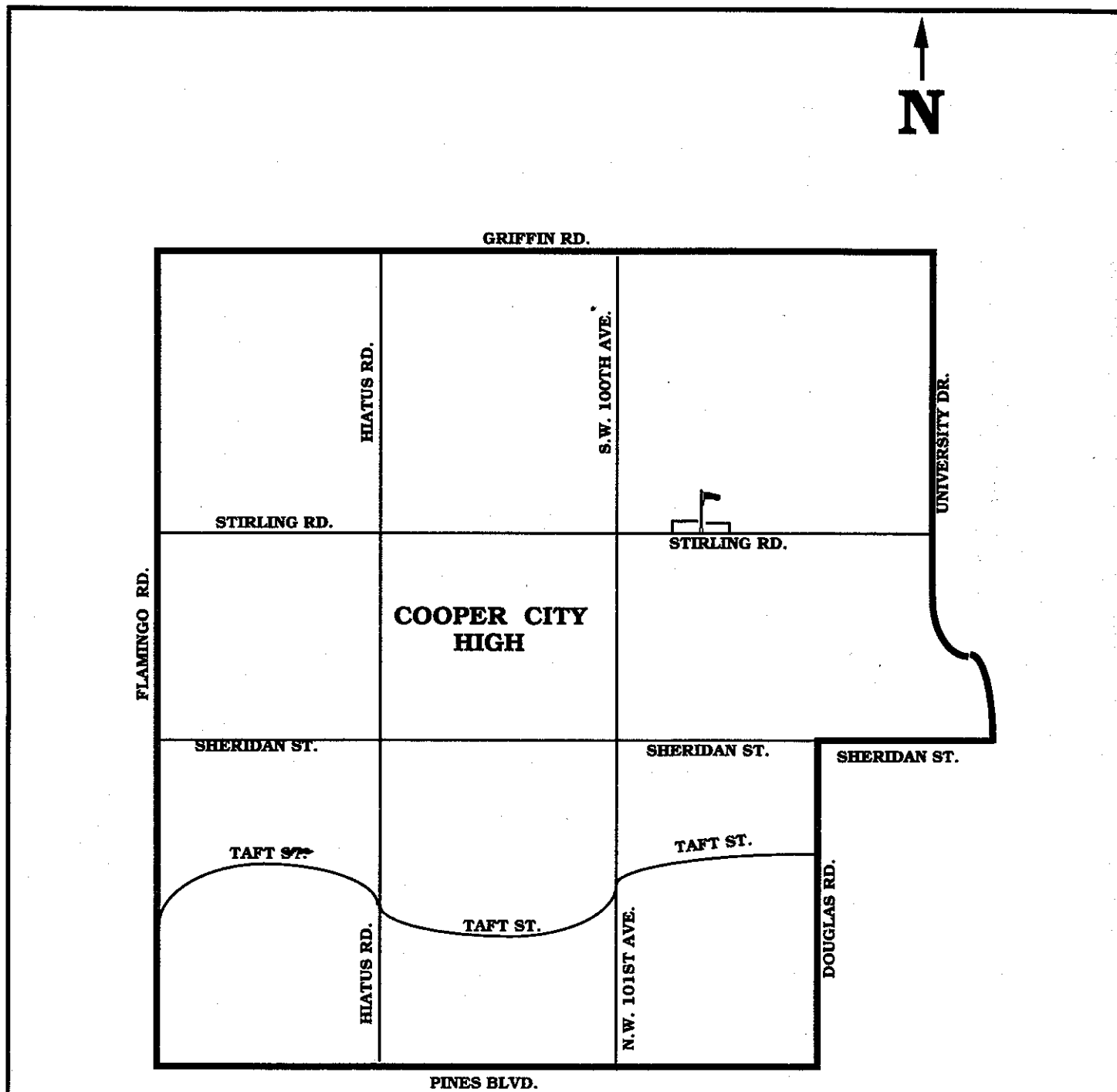
COCONUT CREEK HIGH
1400 NW 44 AVE
COCONUT CREEK, FLORIDA 33066
977-2100

Boundaries in this book are for the 1995/96 school year only. The boundaries are established annually by the School Board. For current information on boundaries, please contact Pupil Placement at 765-6285.



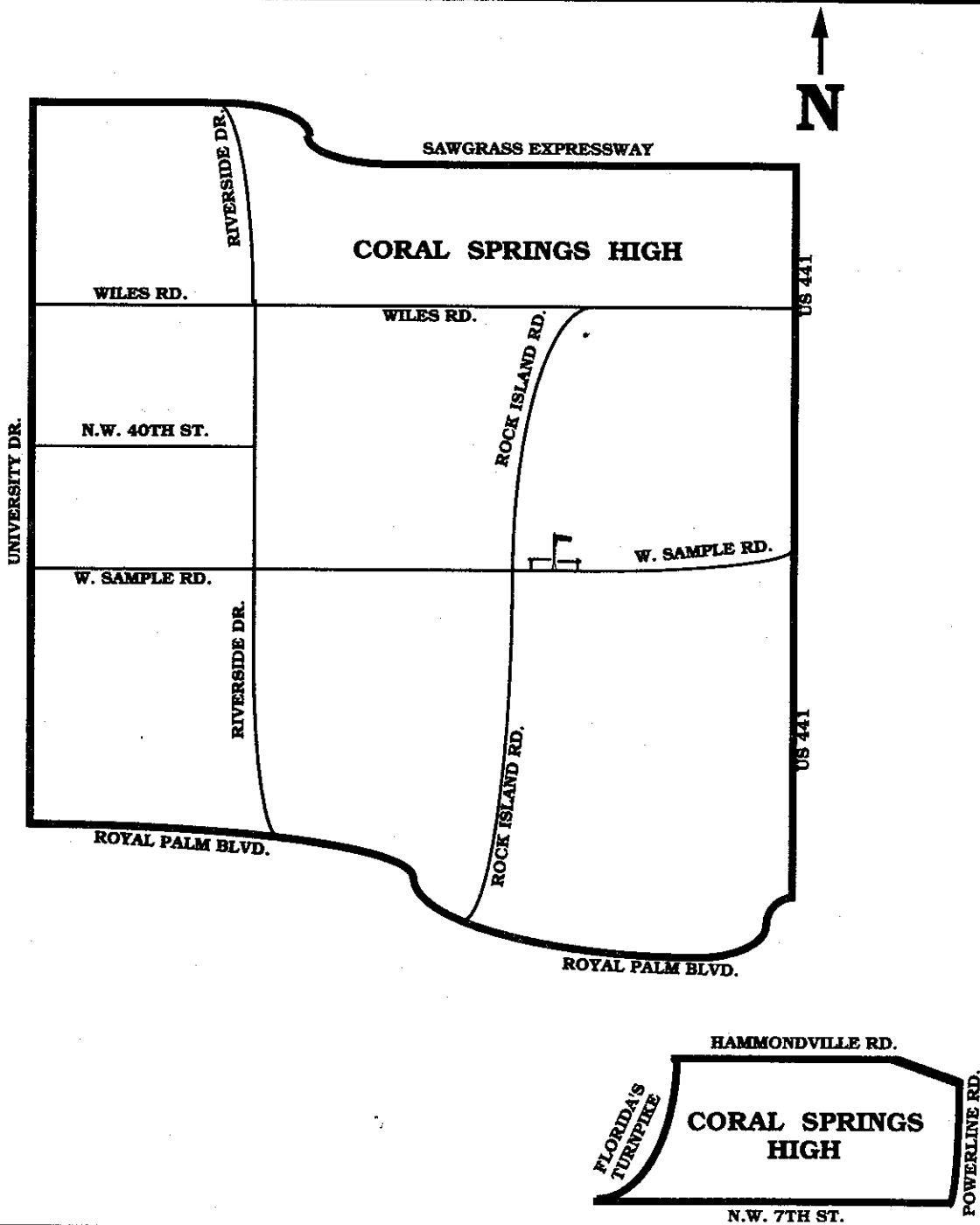
COOPER CITY HIGH
9401 STIRLING ROAD
COOPER CITY, FLORIDA 33328
680-7200

Boundaries in this book are for the 1995/96 school year only. The boundaries are established annually by the School Board. For current information on boundaries, please contact Pupil Placement at 765-6285.



CORAL SPRINGS HIGH
7201 W SAMPLE ROAD
CORAL SPRINGS, FLORIDA 33065
344-3400

Boundaries in this book are for the 1995/96 school year only. The boundaries are established annually by the School Board. For current information on boundaries, please contact Pupil Placement at 765-6285.

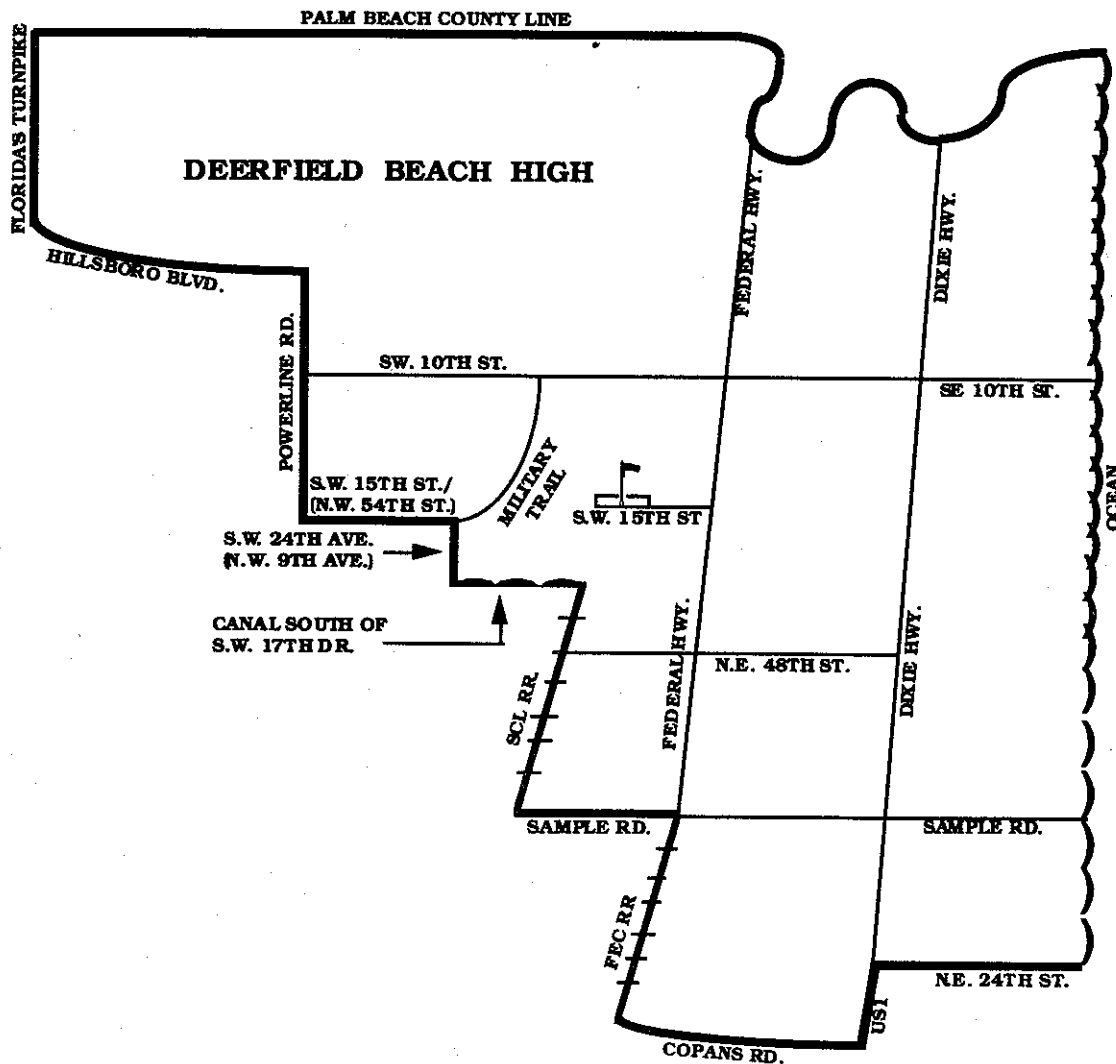


DEERFIELD BEACH HIGH
910 SW 15 STREET
DEERFIELD BEACH, FLORIDA 33441
481-5600

Boundaries in this book are for the 1995/96 school year only. The boundaries are established annually by the School Board. For current information on boundaries, please contact Pupil Placement at 765-6285.

A MAGNET SCHOOL FOR INTERNATIONAL STUDIES AND COMMUNICATIONS PROGRAMS:

Students living within the boundary area automatically attend this school. Ninth through eleventh grade students residing north of Sunrise Boulevard may apply for admission to the International Studies and Communications Magnet Programs. Students meeting the entrance requirements will be admitted based upon the priority order listed in School Board Policy #5004.



DILLARD HIGH
2501 NW 11 STREET
PLANTATION, FL 33311
797-4800

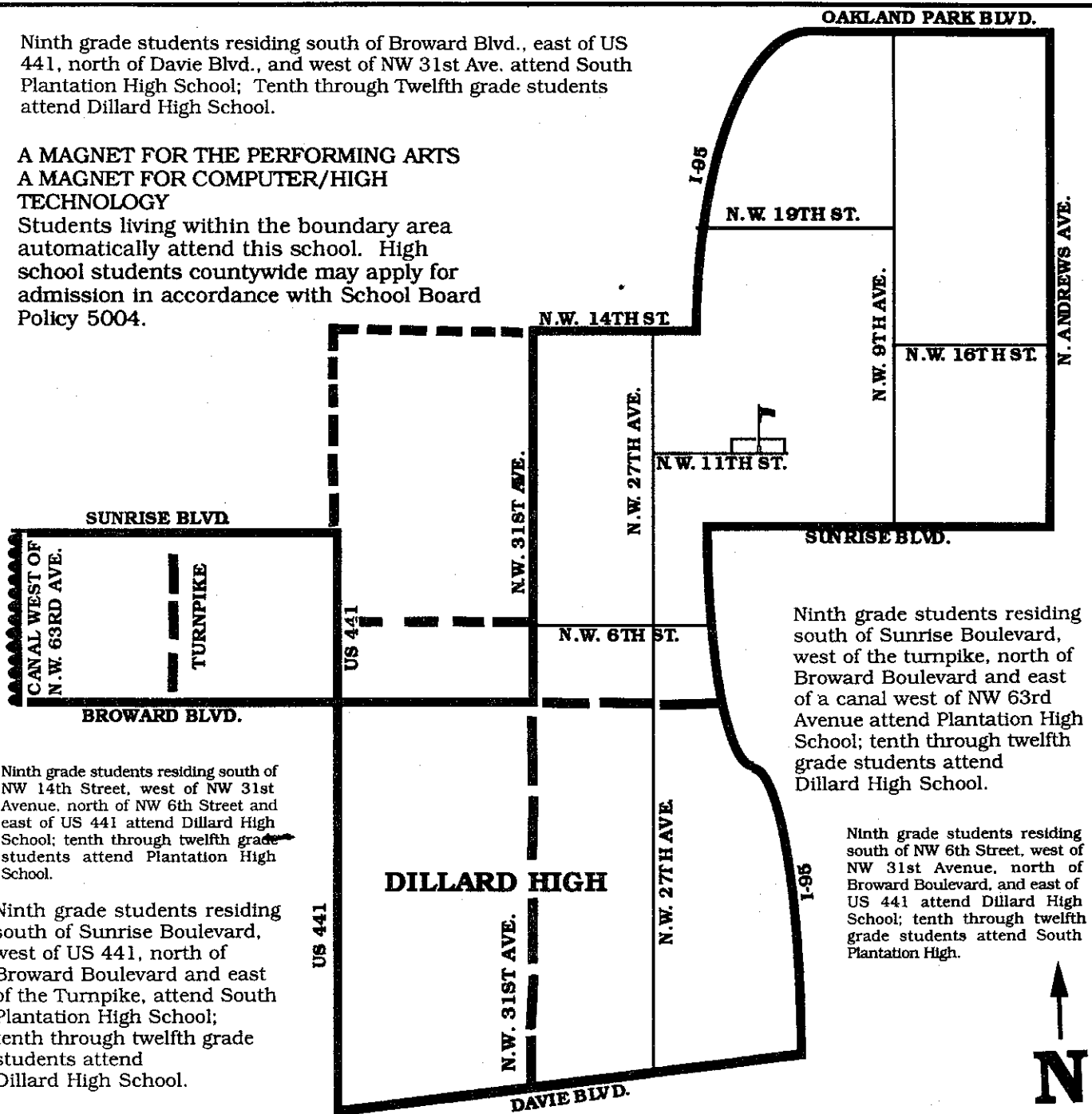
Boundaries in this book are for the 1995/96 school year only. The boundaries are established annually by the School Board. For current information on boundaries, please contact Pupil Placement at 765-6285.

Ninth grade students residing south of Broward Blvd., east of NW 31st Ave., north of Davie Blvd., and west of I-95 attend Stranahan High School; Tenth through Twelfth grade students attend Dillard High School.

Ninth grade students residing south of Broward Blvd., east of US 441, north of Davie Blvd., and west of NW 31st Ave. attend South Plantation High School; Tenth through Twelfth grade students attend Dillard High School.

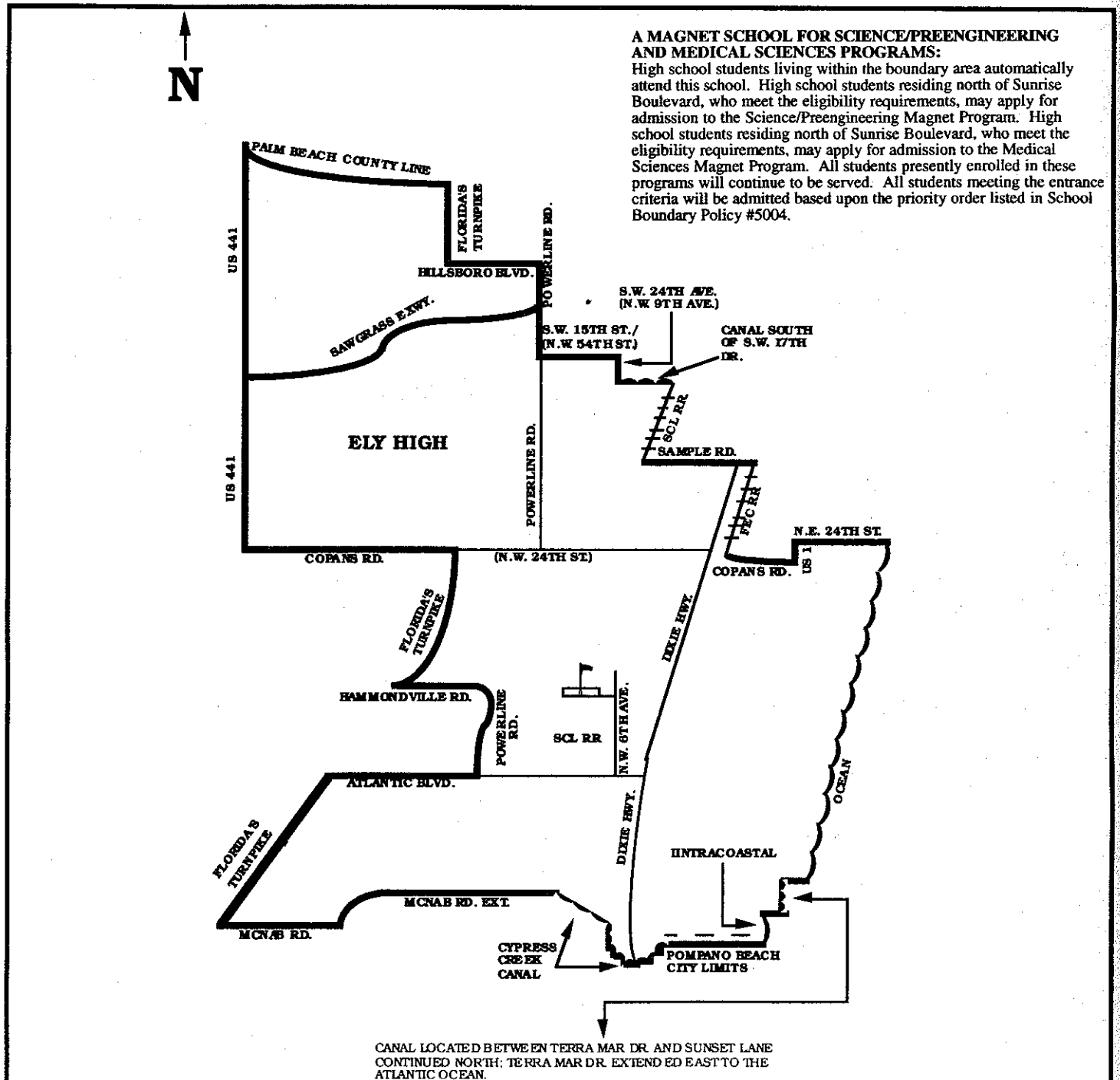
A MAGNET FOR THE PERFORMING ARTS
A MAGNET FOR COMPUTER/HIGH TECHNOLOGY

Students living within the boundary area automatically attend this school. High school students countywide may apply for admission in accordance with School Board Policy 5004.



ELY HIGH
1201 NW 6 AVE
POMPANO BEACH, FLORIDA 33060
786-3600

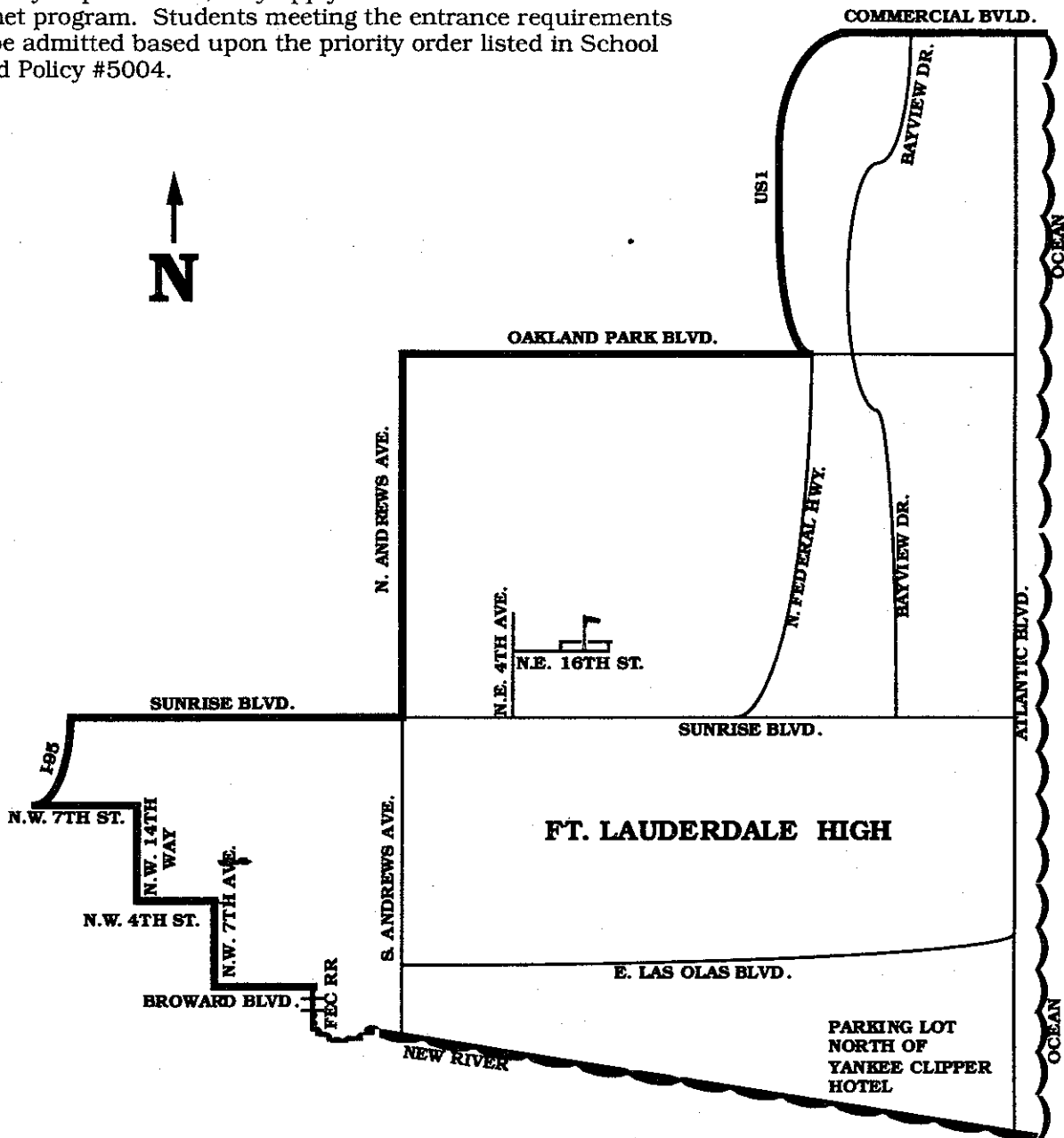
Boundaries in this book are for the 1995/96 school year only. The boundaries are established annually by the School Board. For current information on boundaries, please contact Pupil Placement at 765-6285.



FORT LAUDERDALE HIGH
1600 NE 4 AVE
FORT LAUDERDALE, FLORIDA 33305
765-6921

Boundaries in this book are for the 1995/96 school year only. The boundaries are established annually by the School Board. For current information on boundaries, please contact Pupil Placement at 765-6285.

A MAGNET SCHOOL FOR THE PRELAW PROGRAM: Students living within the boundary area automatically attend this school. Ninth through eleventh grade students countywide, who meet the eligibility requirements, may apply admission to the Prelaw Magnet program. Students meeting the entrance requirements will be admitted based upon the priority order listed in School Board Policy #5004.



HALLANDALE HIGH
720 NW 9 AVENUE
HALLANDALE, FL 33009
457-2600

Boundaries in this book are for the 1995/96 school year only. The boundaries are established annually by the School Board. For current information on boundaries, please contact Pupil Placement at 765-6285.

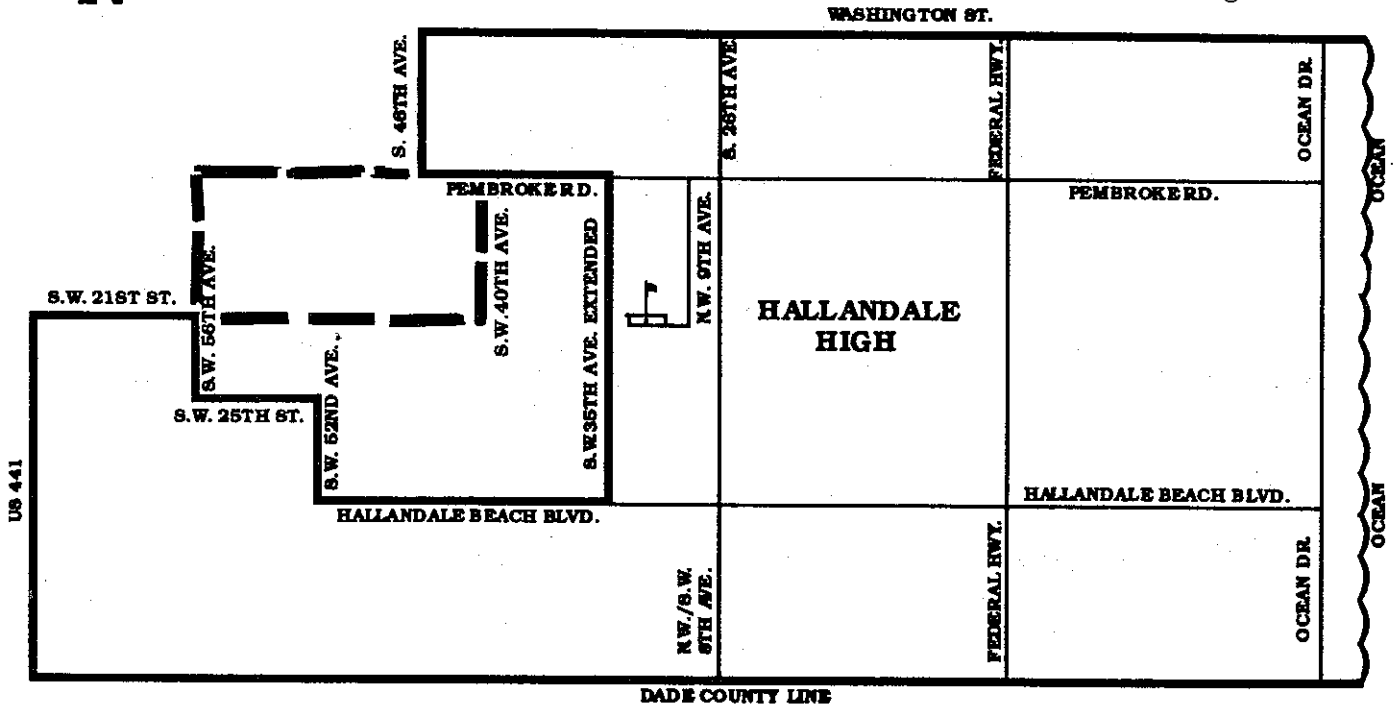
MAGNET PROGRAM: COMMUNICATIONS/BROADCAST ARTS

STUDENTS LIVING WITHIN THE BOUNDARY AREA AUTOMATICALLY ATTEND THIS SCHOOL. NINTH THROUGH ELEVENTH GRADE STUDENTS RESIDING SOUTH OF SUNRISE BOULEVARD MAY APPLY FOR ADMISSION TO THE COMMUNICATIONS/BROADCAST ARTS MAGNET PROGRAM. STUDENTS MEETING THE ENTRANCE REQUIREMENTS WILL BE ADMITTED BASED UPON THE PRIORITY ORDER LISTED IN SCHOOL BOARD POLICY #5004.

Ninth grade students residing east of SW 56 Ave., south of Pembroke Rd., west of SW 40th Ave., and north of SW 21st St. attend Hallandale High School; Tenth through Twelfth grade students attend McArthur High School.



Ninth grade students residing east of SW 56th Ave., south of SW 21st St., east of SW 40th Ave., south of Pembroke Rd., west of SW 35th Ave. ext., north of Hallandale Bch Blvd., east of SW 52nd Ave., north of SW 25th St., attend Hallandale High School; Tenth through Twelfth grade students attend Miramar High School.

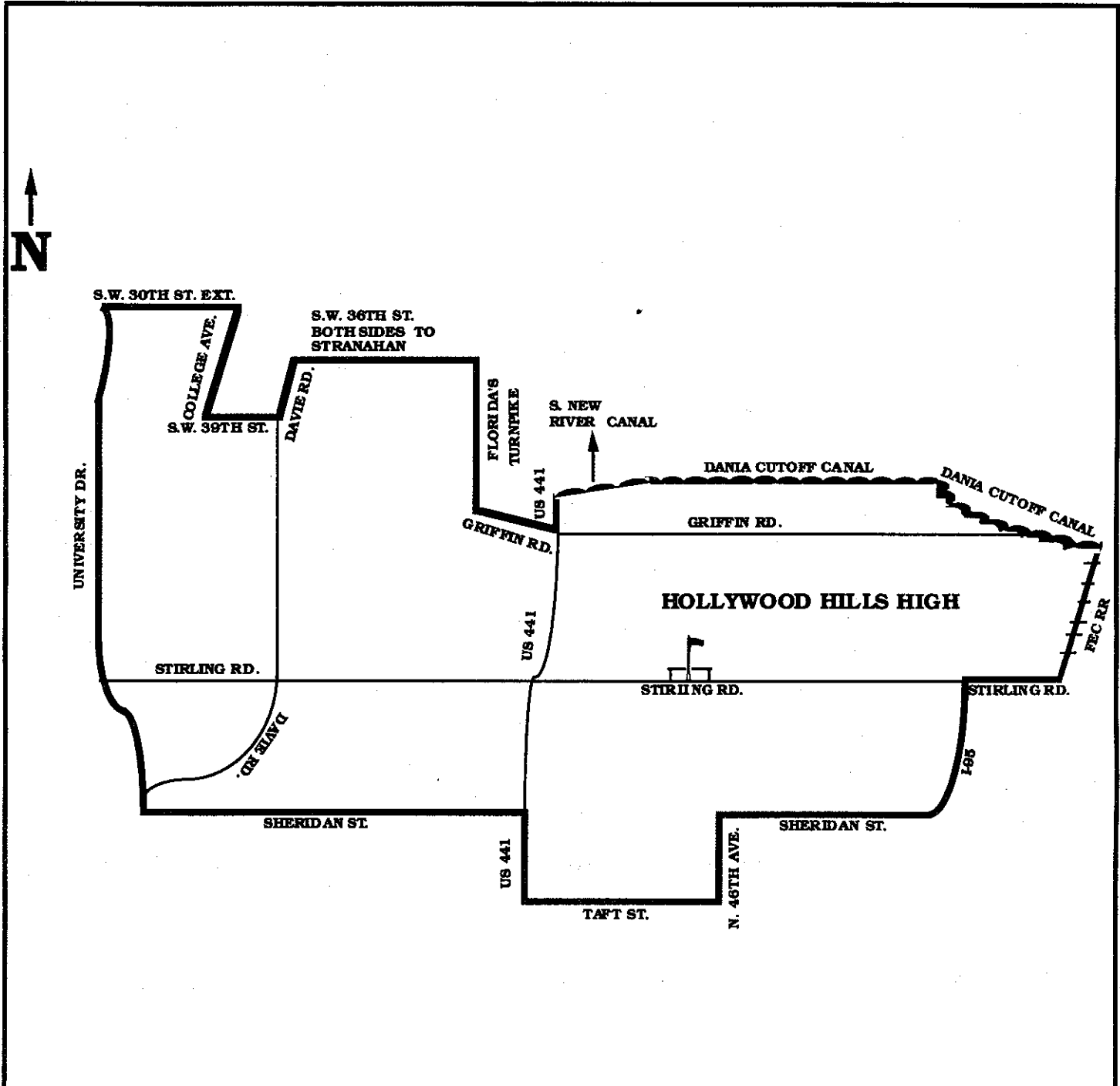


MAGNET PROGRAM: INTERNATIONAL STUDIES

STUDENTS LIVING WITHIN THE BOUNDARY AREA AUTOMATICALLY ATTEND THIS SCHOOL. NINTH THROUGH TWELFTH GRADE STUDENTS RESIDING SOUTH OF SUNRISE BOULEVARD MAY APPLY FOR ADMISSION TO THE INTERNATIONAL STUDIES MAGNET PROGRAM. STUDENTS MEETING THE ENTRANCE REQUIREMENTS WILL BE ADMITTED BASED UPON THE PRIORITY ORDER LISTED IN SCHOOL BOARD POLICY #5004.

HOLLYWOOD HILLS HIGH
5400 STIRLING ROAD
HOLLYWOOD, FLORIDA 33021
985-5225

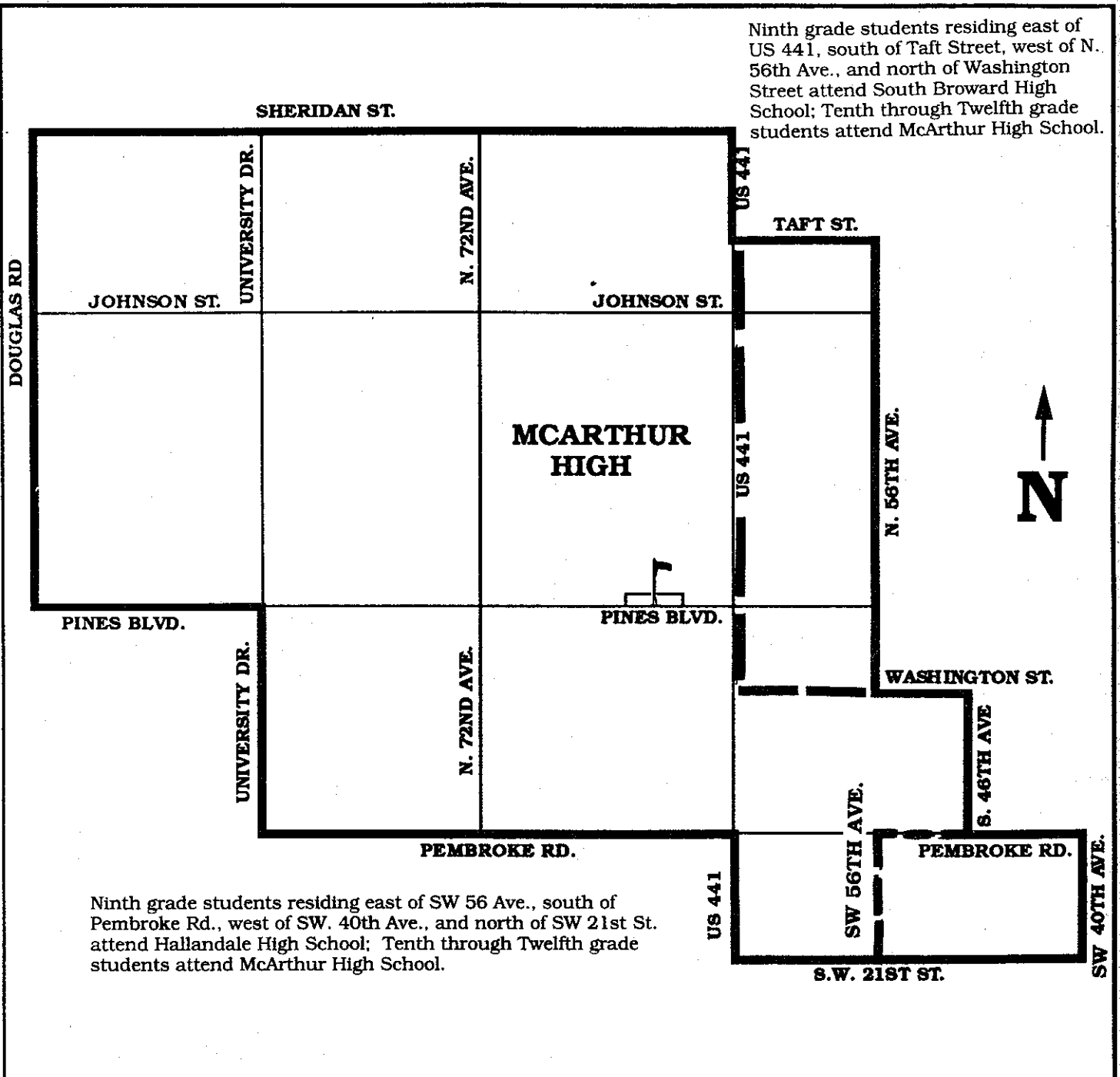
Boundaries in this book are for the 1995/96 school year only. The boundaries are established annually by the School Board. For current information on boundaries, please contact Pupil Placement at 765-6285.



McARTHUR HIGH
 6501 HOLLYWOOD BLVD.
 HOLLYWOOD, FL 33024
 985-3150

Boundaries in this book are for the 1995/96 school year only. The boundaries are established annually by the School Board. For current information on boundaries, please contact Pupil Placement at 765-6285.

Ninth grade students residing east of US 441, south of Taft Street, west of N. 56th Ave., and north of Washington Street attend South Broward High School; Tenth through Twelfth grade students attend McArthur High School.

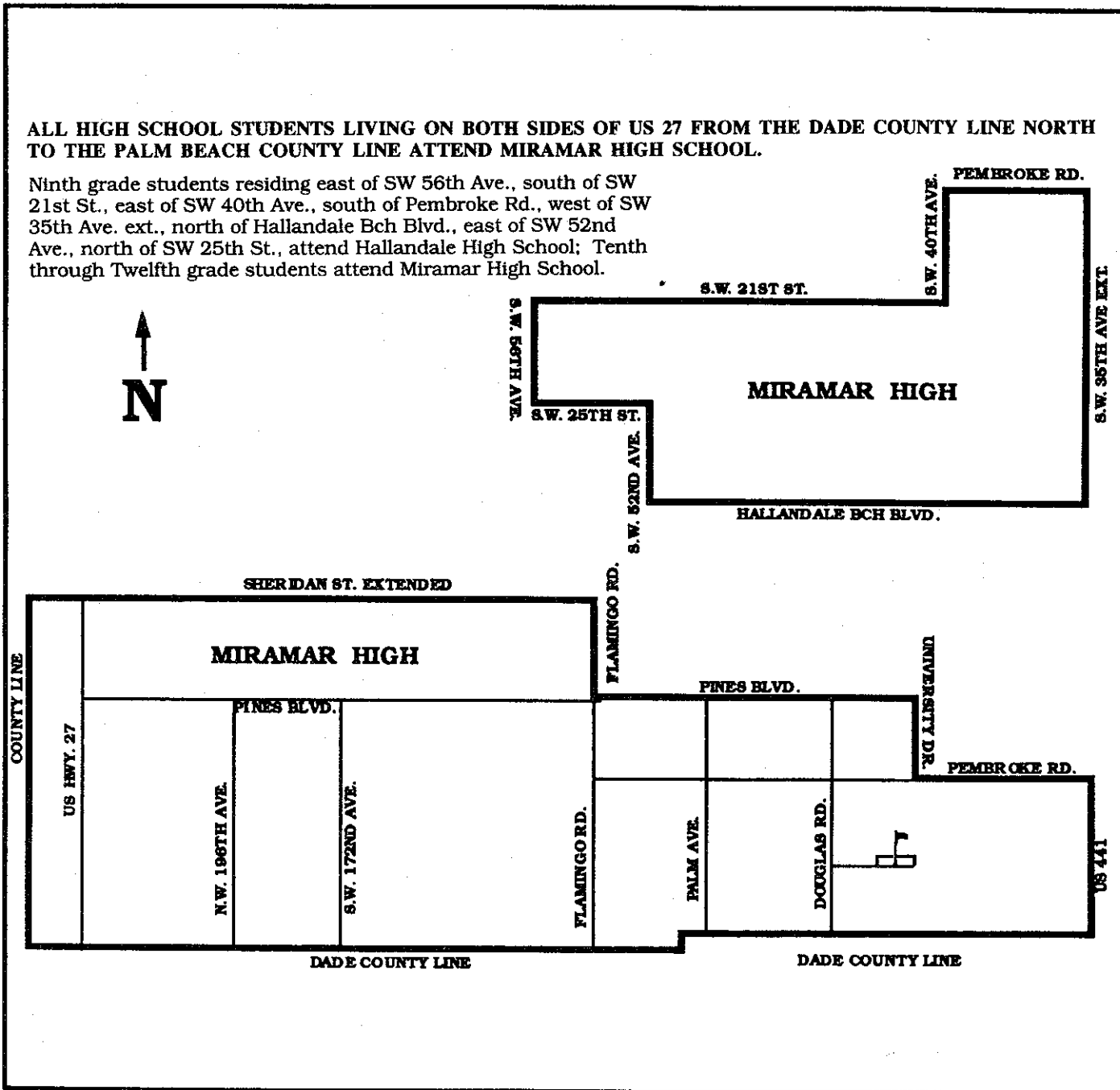


MIRAMAR HIGH
 3601 SW 89 AVENUE
 MIRAMAR, FL 33025
 437-0600

Boundaries in this book are for the 1995/96 school year only. The boundaries are established annually by the School board. For current information on boundaries, please contact pupil Placement at 765-6285.

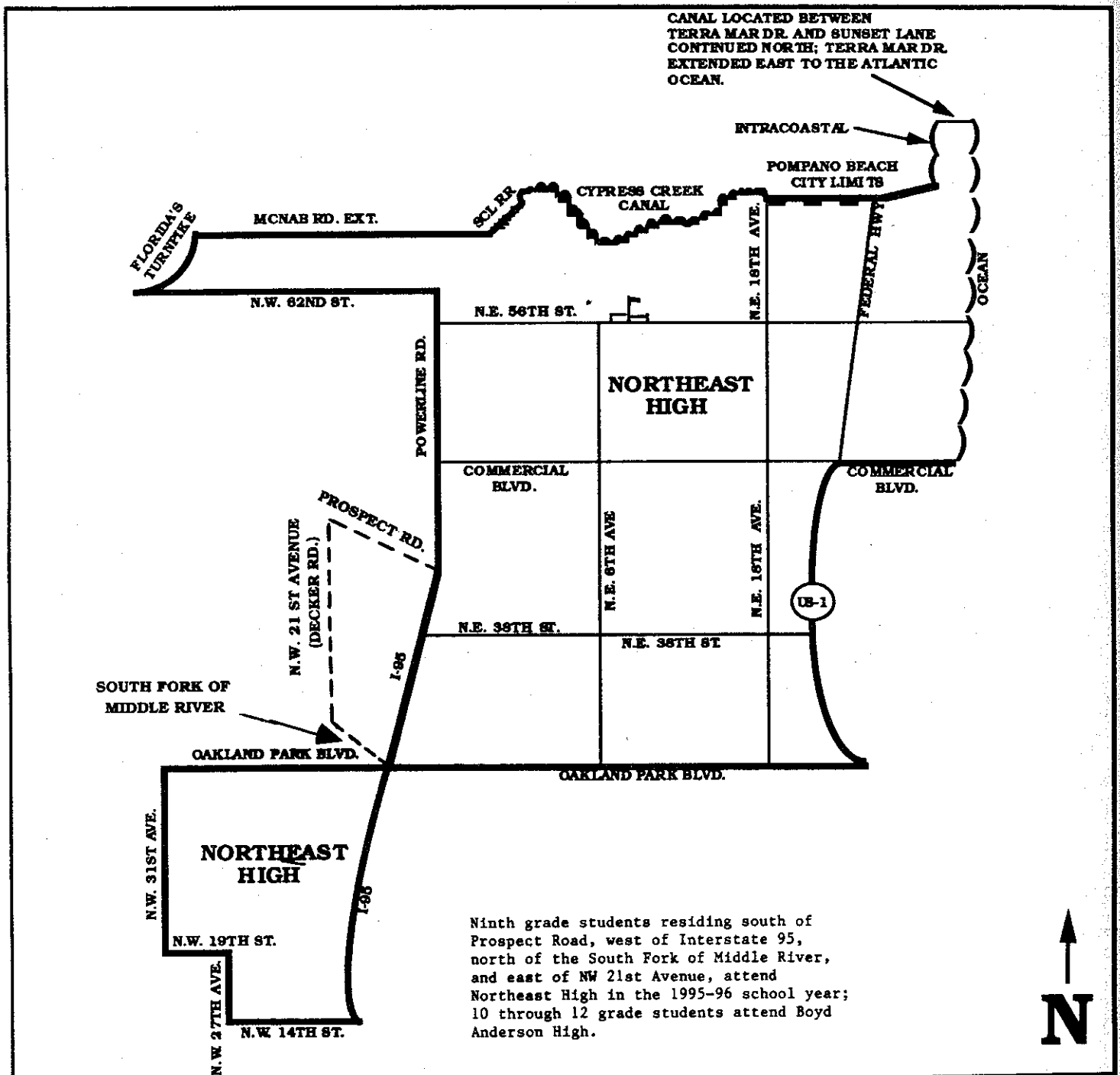
ALL HIGH SCHOOL STUDENTS LIVING ON BOTH SIDES OF US 27 FROM THE DADE COUNTY LINE NORTH TO THE PALM BEACH COUNTY LINE ATTEND MIRAMAR HIGH SCHOOL.

Ninth grade students residing east of SW 56th Ave., south of SW 21st St., east of SW 40th Ave., south of Pembroke Rd., west of SW 35th Ave. ext., north of Hallandale Bch Blvd., east of SW 52nd Ave., north of SW 25th St., attend Hallandale High School; Tenth through Twelfth grade students attend Miramar High School.



NORTHEAST HIGH
 700 NE 56 STREET
 OAKLAND PARK, FLORIDA 33334
 928-0300

Boundaries in this book are for the 1995/96 school year only. The boundaries are established annually by the School Board. For current information on boundaries, please contact Pupil Placement at 765-6285.



NOVA HIGH
3600 COLLEGE AVE
DAVIE, FLORIDA 33314
370-1700

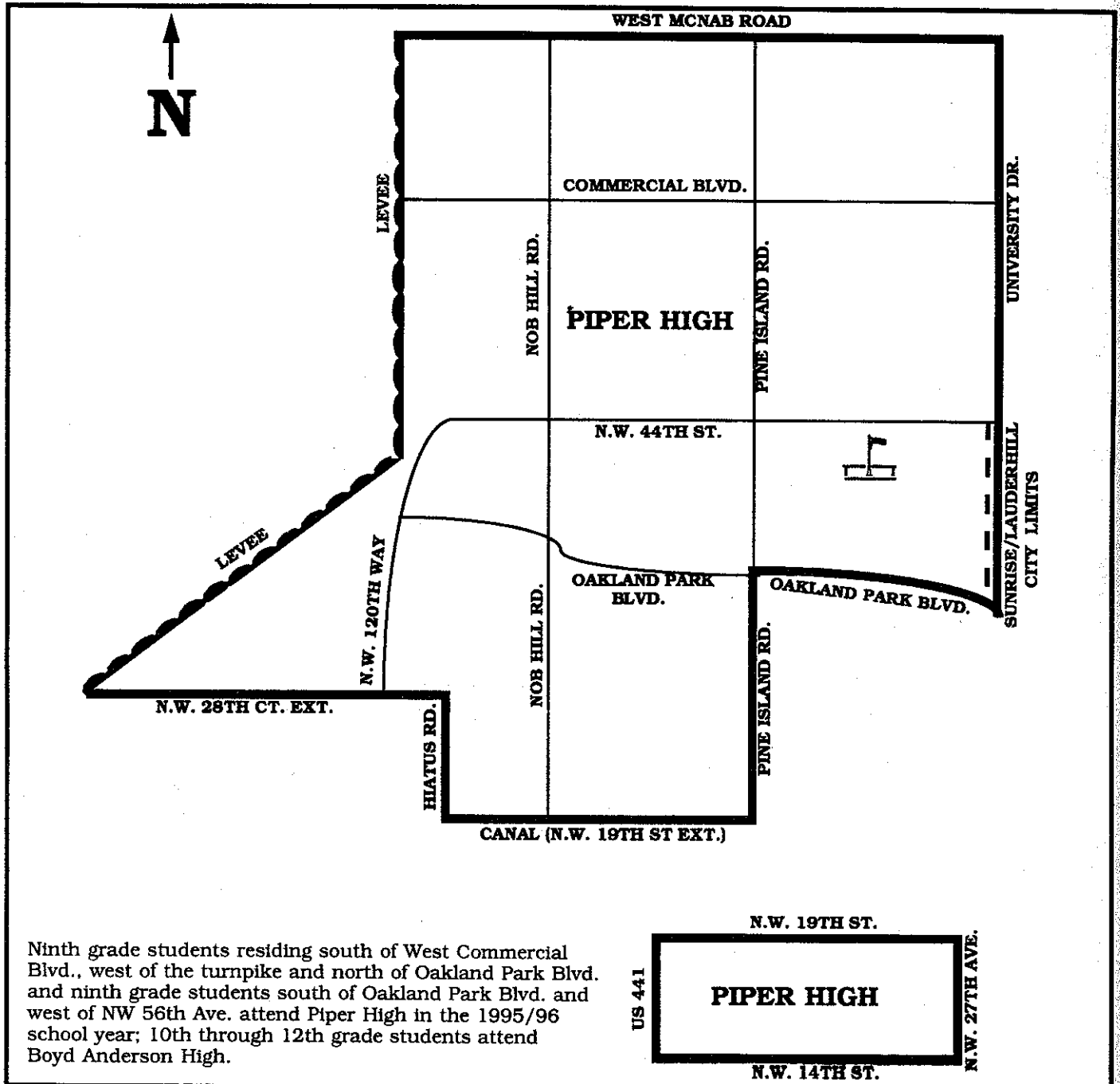
Boundaries in this book are for the 1995/96 school year only. The boundaries are established annually by the School Board. For current information on boundaries, please contact Pupil Placement at 765-6285.

1995-96 School Year

A Research and Development Center. Vacancies are filled by applicants who reside in Broward County. Admittance will be made according to School Board Policy.

PIPER HIGH
 8000 NW 44 STREET
 SUNRISE, FLORIDA 33321
 572-1300

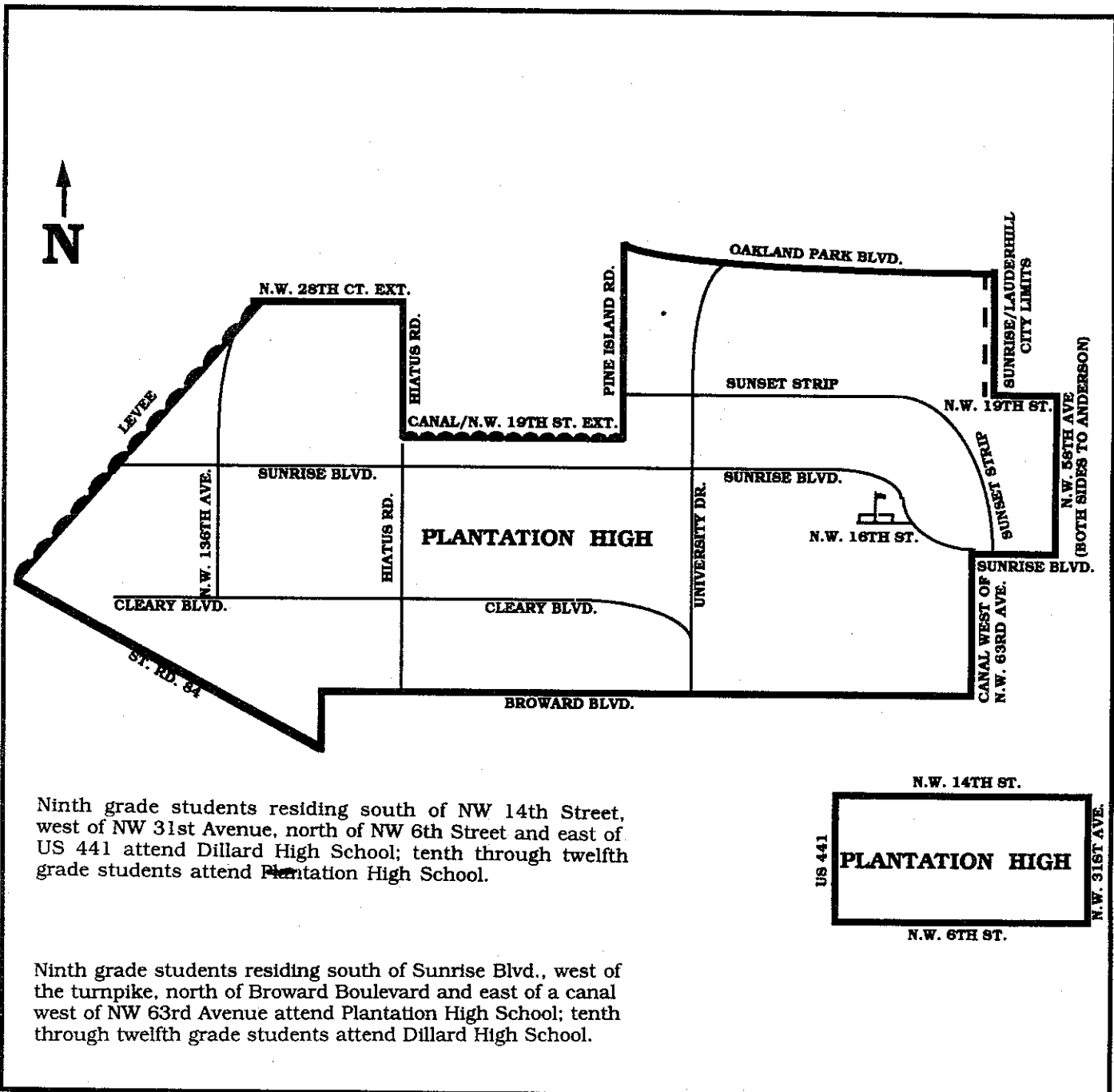
Boundaries in this book are for the 1995/96 school year only. The boundaries are established annually by the School Board. For current information on boundaries, please contact Pupil Placement at 765-6285.



Ninth grade students residing south of West Commercial Blvd., west of the turnpike and north of Oakland Park Blvd. and ninth grade students south of Oakland Park Blvd. and west of NW 56th Ave. attend Piper High in the 1995/96 school year; 10th through 12th grade students attend Boyd Anderson High.

PLANTATION HIGH
6901 NW 16 STREET
PLANTATION, FLORIDA 33313
797-4400

Boundaries in this book are for the 1995/96 school year only. The boundaries are established annually by the School Board. For current information on boundaries, please contact Pupil Placement at 765-6285.



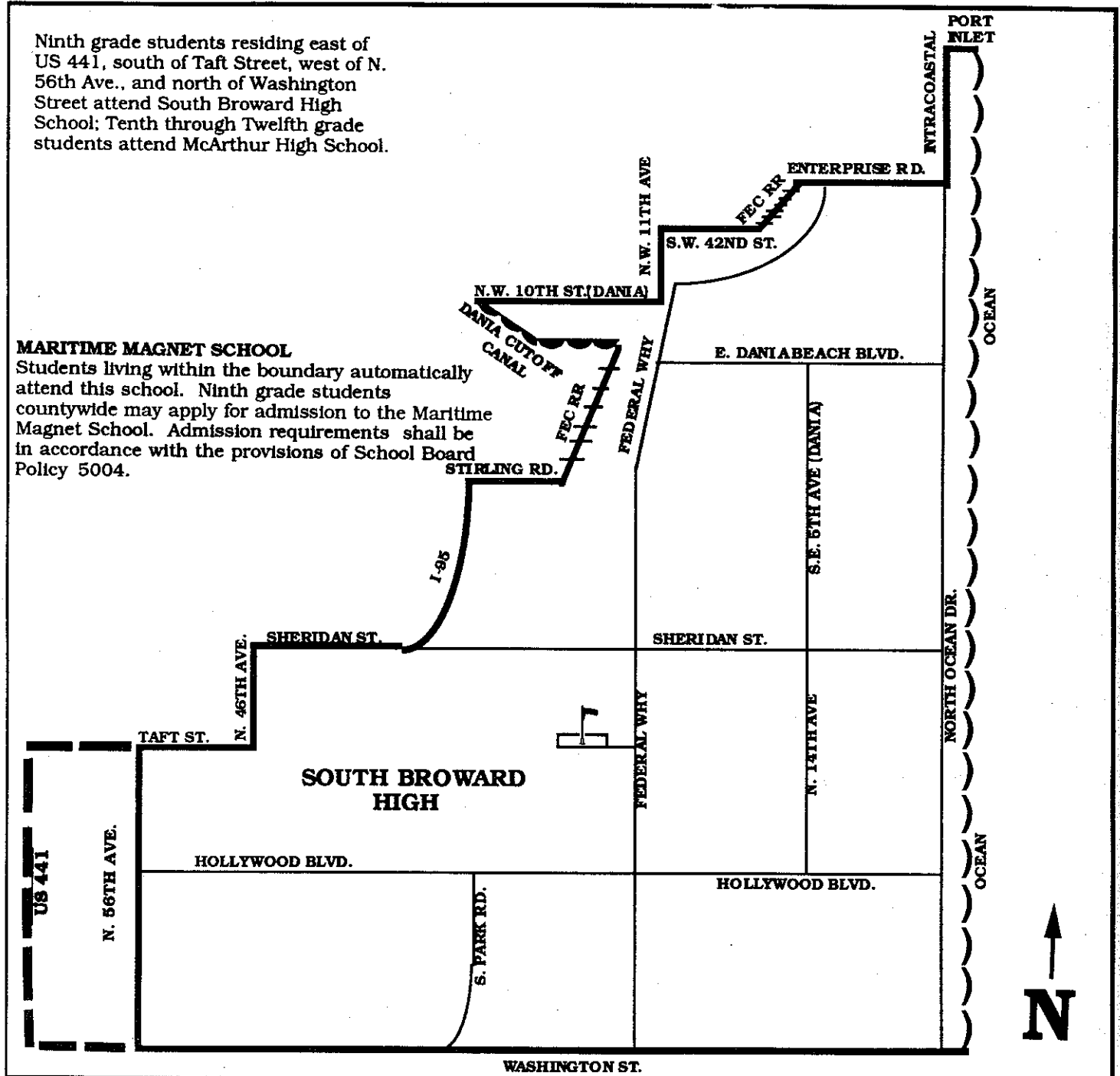
SOUTH BROWARD HIGH
 1901 N FEDERAL HWY.
 HOLLYWOOD, FLORIDA 33020
 926-0800

Boundaries in this book are for the 1995/96 school year only. The boundaries are established annually by the School Board. For current information on boundaries, please contact Pupil Placement at 765-6285.

Ninth grade students residing east of US 441, south of Taft Street, west of N. 56th Ave., and north of Washington Street attend South Broward High School; Tenth through Twelfth grade students attend McArthur High School.

MARITIME MAGNET SCHOOL

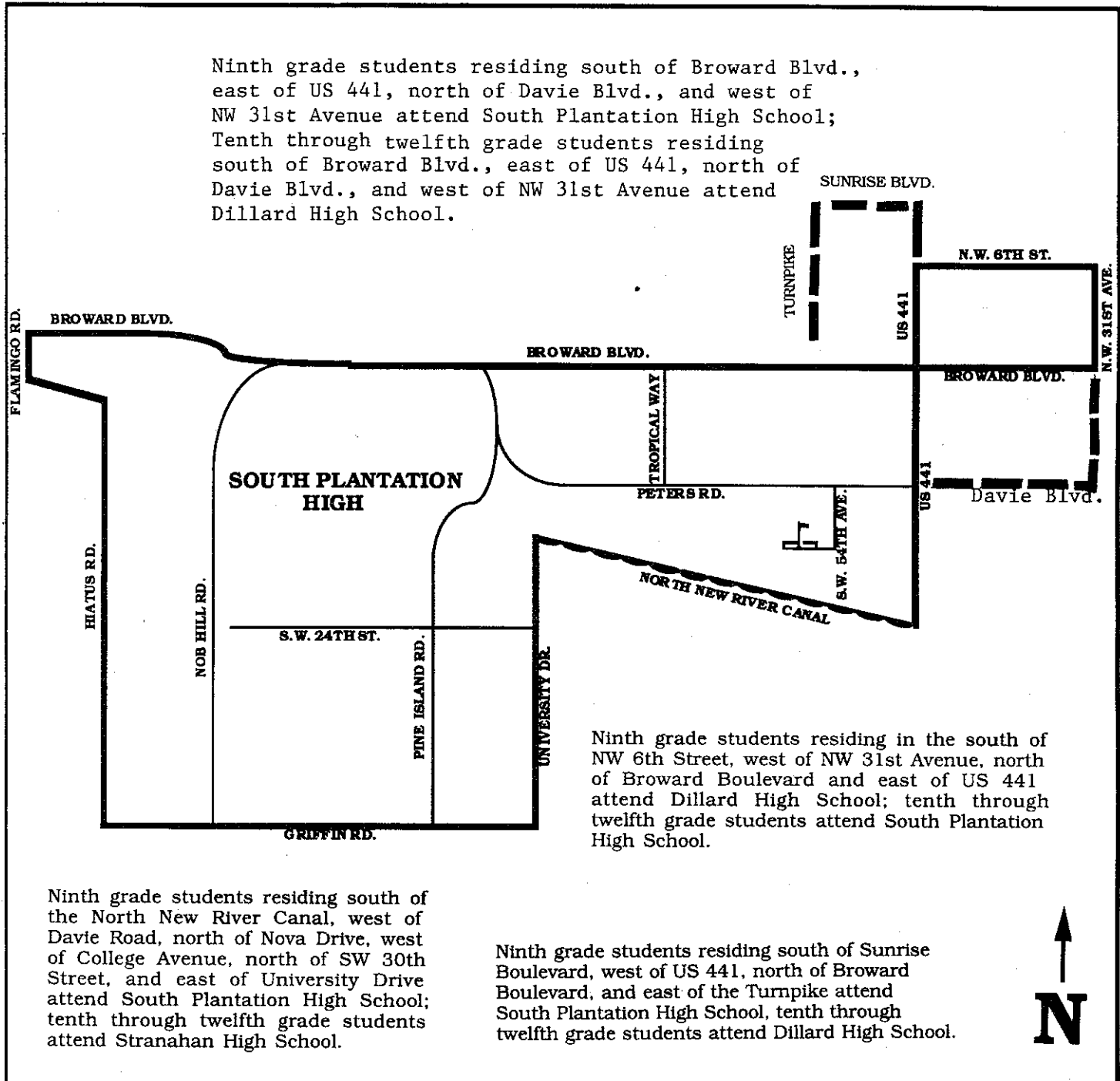
Students living within the boundary automatically attend this school. Ninth grade students countywide may apply for admission to the Maritime Magnet School. Admission requirements shall be in accordance with the provisions of School Board Policy 5004.



SOUTH PLANTATION HIGH
1300 PALADIN WAY
PLANTATION, FLORIDA 33317
797-4600

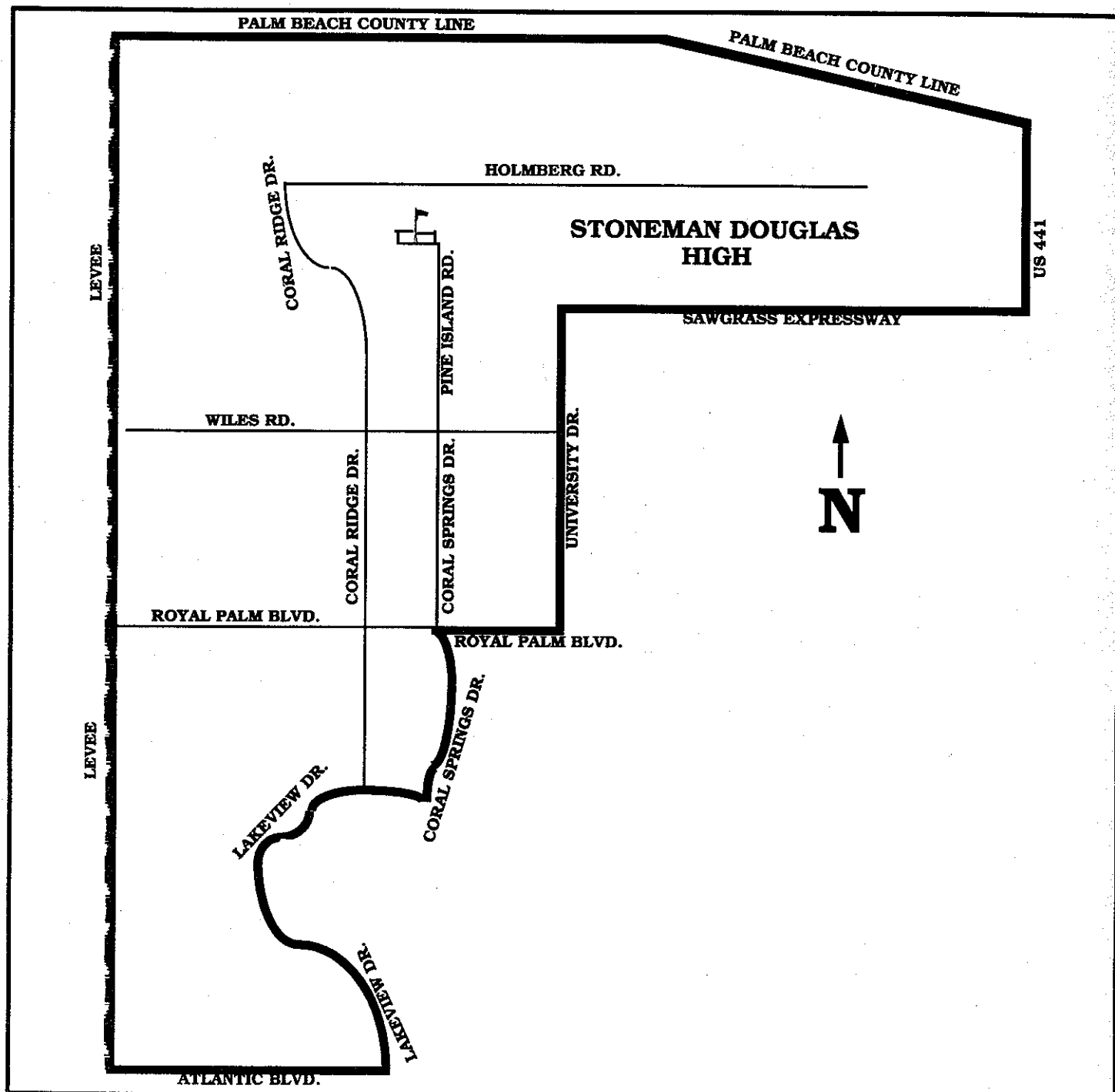
Boundaries in this book are for the 1995/96 school year only. The boundaries are established annually by the School Board. For current information on boundaries, please contact Pupil Placement at 765-6285.

Ninth grade students residing south of Broward Blvd., east of US 441, north of Davie Blvd., and west of NW 31st Avenue attend South Plantation High School; Tenth through twelfth grade students residing south of Broward Blvd., east of US 441, north of Davie Blvd., and west of NW 31st Avenue attend Dillard High School.



STONEMAN DOUGLAS HIGH
 5901 PINE ISLAND ROAD
 PARKLAND, FLORIDA 33076
 345-4900

Boundaries in this book are for the 1995/96 school year only. The boundaries are established annually by the School Board. For current information on boundaries, please contact Pupil Placement at 765-6285.



STRANAHAN HIGH
1800 SW 5 PLACE
FORT LAUDERDALE, FLORIDA 33312
765-6831

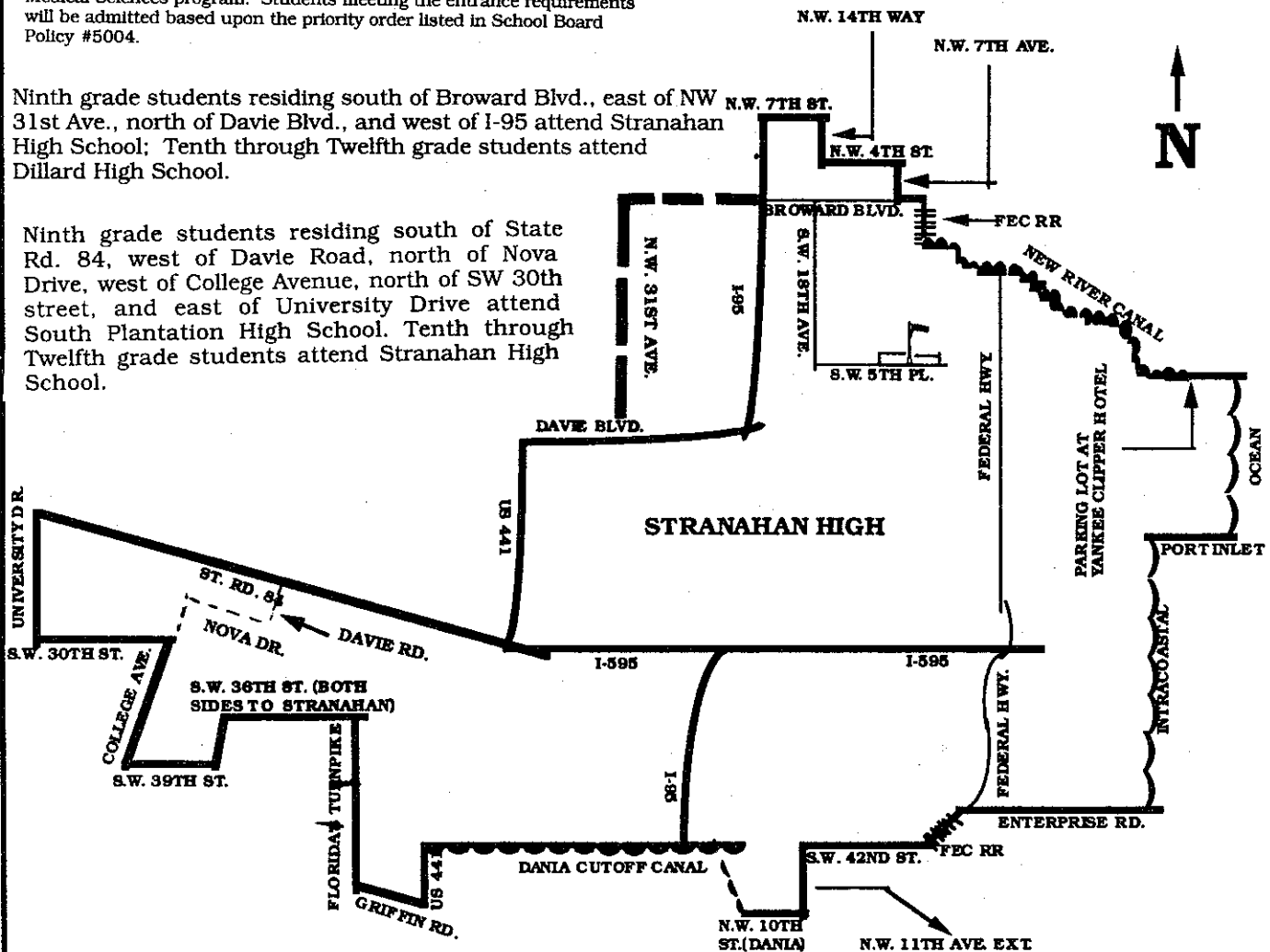
Boundaries in this book are for the 1995/96 school year only. The boundaries are established annually by the School Board. For current information on boundaries, please contact Pupil Placement at 765-6285.

A MAGNET SCHOOL FOR SCIENCE/PREENGINEERING AND MEDICAL SCIENCES PROGRAMS:

Students living within the boundary area automatically attend this school. Ninth through eleventh grade students residing south of Sunrise Boulevard may apply for admission to the Science/Preengineering or Medical Sciences program. Students meeting the entrance requirements will be admitted based upon the priority order listed in School Board Policy #5004.

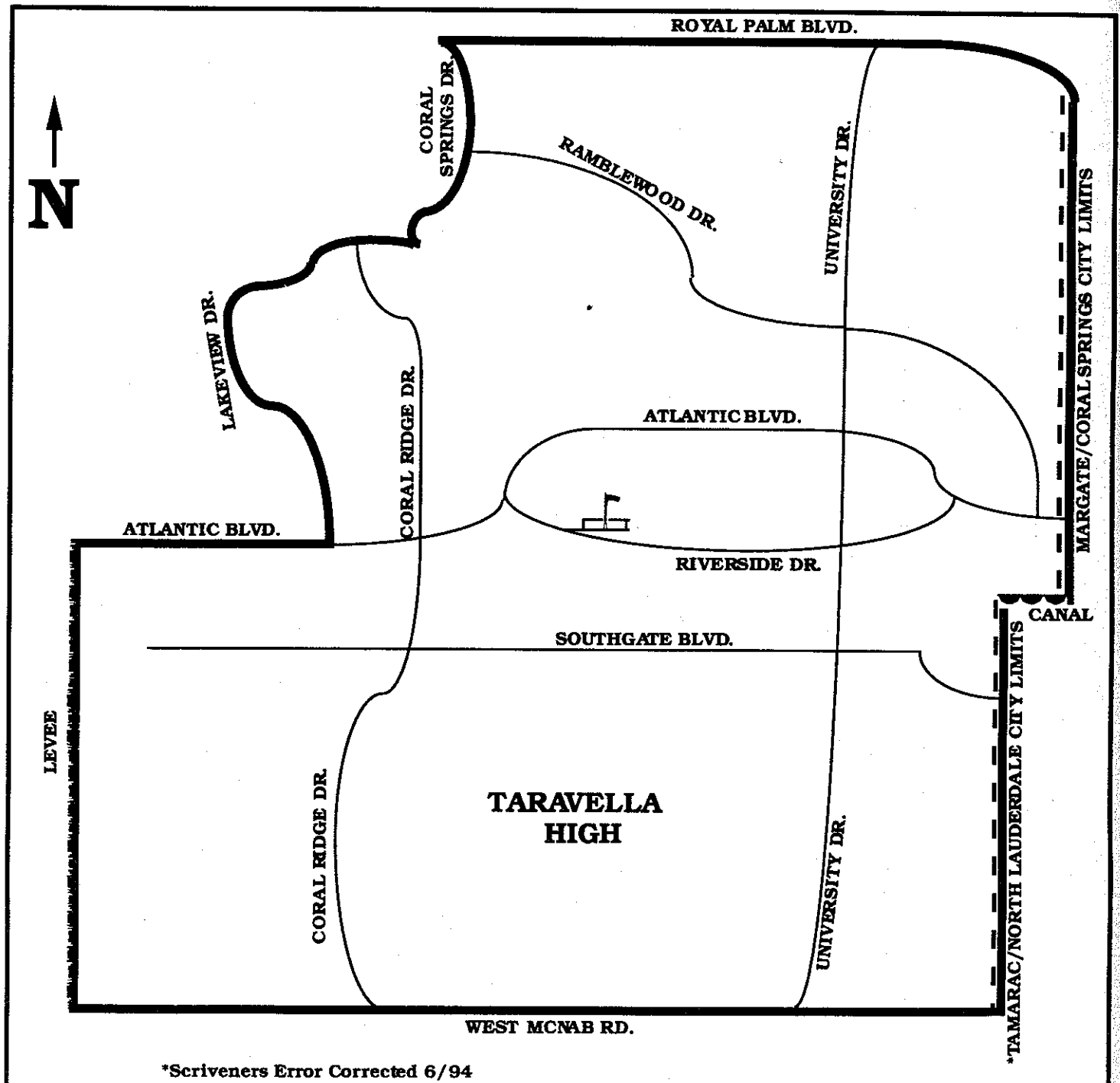
Ninth grade students residing south of Broward Blvd., east of NW 31st Ave., north of Davie Blvd., and west of I-95 attend Stranahan High School; Tenth through Twelfth grade students attend Dillard High School.

Ninth grade students residing south of State Rd. 84, west of Davie Road, north of Nova Drive, west of College Avenue, north of SW 30th street, and east of University Drive attend South Plantation High School. Tenth through Twelfth grade students attend Stranahan High School.



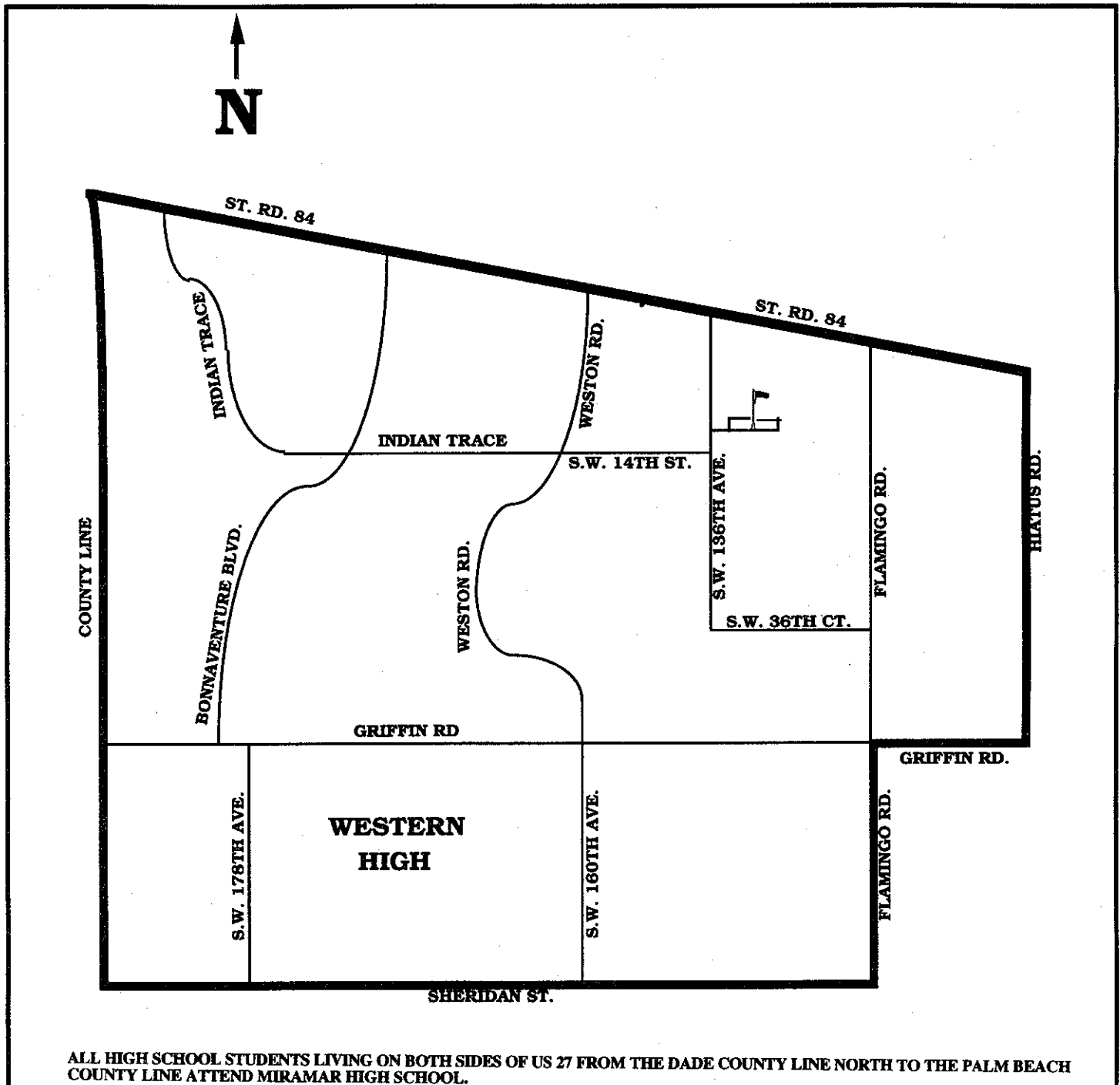
TARAVELLA HIGH
10600 RIVERSIDE DRIVE
CORAL SPRINGS, FLORIDA 33071
344-2300

Boundaries in this book are for the 1995/96 school year only. The boundaries are established annually by the School Board. For current information on boundaries, please contact Pupil Placement at 765-6285.



WESTERN HIGH
1200 SW 136 AVE
DAVIE, FLORIDA 33325
370-1600

Boundaries in this book are for the 1995/96 school year only. The boundaries are established annually by the School Board. For current information on boundaries, please contact Pupil Placement at 765-6285.



ALL HIGH SCHOOL STUDENTS LIVING ON BOTH SIDES OF US 27 FROM THE DADE COUNTY LINE NORTH TO THE PALM BEACH COUNTY LINE ATTEND MIRAMAR HIGH SCHOOL.

